

## Evolutionary rigidity of thermal physiology: the case of the cool temperate lizard *Lacerta vivipara*

Raoul Van Damme, Dirk Bauwens and Rudolf F. Verheyen

Van Damme, R., Bauwens, D. and Verheyen, R. F. 1990. Evolutionary rigidity of thermal physiology: the case of the cool temperate lizard *Lacerta vivipara* – *Oikos* 57: 61–67

We compared the thermal dependence of sprint speed in two populations of the common lizard, *Lacerta vivipara*, from different altitudes. Although field body temperatures in the montane population were consistently 3–5°C below those of the lowland population, we found no parallel shift in the optimal temperatures for sprint speed. Lizards from both populations also selected similar temperatures in the laboratory. In the field, lizards from the montane population were frequently active at body temperatures that seriously impair locomotion. These observations give support to the static view of thermal physiology, which claims that thermal physiology is evolutionary stationary and resistant to directional selection.

R. Van Damme and D. Bauwens, Field Biological Station Kalmthout, Verbindingsweg, B-2180 Kalmthout, Belgium. R. F. Verheyen, Dept of Biology, Univ. of Antwerp, Universiteitsplein 1, B-2610 Antwerp, Belgium (present addresses of RVD: Dept of Biology, Univ. of Antwerp, Universiteitsplein 1, B-2610 Antwerp, Belgium; and of DB: Depto de Biología Animal, Univ. de Salamanca, E-37071 Salamanca, Spain)

### Introduction

Temperature strongly affects a wide variety of physiological processes, ranging from elementary enzyme reactions up to whole-animal processes such as metabolism, growth and locomotion. Temperature curves for most processes typically include a range of temperatures around an optimum temperature at which performance for that process is at or near its maximum. Pough and Gans (1984) define this range as the thermal performance breadth (= TPB). Body temperatures that depart from this optimal temperature range should reduce ecological performance and hence fitness, natural selection should therefore favour animals that keep their body temperatures within the optimal range. This can be achieved in three fundamentally different ways: (1) through thermoregulation, i.e. by (physiologically or behaviourally) adjusting body temperatures until they are within the optimal range; (2) by acclimatization; or (3) by adaptation of the temperature curve (shifting optimal temperatures or widening the optimal range).

The first two mechanisms may operate within the lifespan of individual organisms, while genetic adaptations to local conditions involves several consecutive generations.

In lizards that are confronted with geographical variation in thermal environments, behavioural thermoregulation is believed to be the primary compensatory mechanism. In response to environmental changes, many species increase thermoregulatory effort to retain body temperatures near optimal. Such regulatory behaviours may include habitat shifts (Clark and Kroll 1974, Huey and Webster 1976, Hertz 1981, Hertz and Huey 1981), changes in activity times (Hertz 1981, Hertz and Huey 1981, Hertz and Nevo 1981) and increases in basking intensity (Huey and Webster 1976, Hertz 1981, Hertz and Huey 1981, Hertz and Nevo 1981).

Behavioural shifts, however, often cannot compensate entirely for the reduction in environmental temperatures encountered at high altitudes or latitudes (Brattstrom 1965, Clark and Kroll 1974, Huey and Webster 1976, Hertz 1981, Hertz and Nevo 1981, Hertz and

Accepted 12 July 1989

© OIKOS

Huey 1981, Crowley 1985, van Berkum 1986, Van Damme et al. 1989). Thermoregulation may become too costly (Huey 1974, Huey and Slatkin 1976) or physical factors may impede the achievement of optimal temperatures (Van Damme et al. 1986). In such circumstances, we might expect a strong selection pressure towards lowering the physiological optimum temperatures and/or widening the optimal ranges (Hertz et al. 1983). However, whereas the importance and existence of behavioural adjustments have been widely documented, the extent of long-term physiological adaptation is still under debate.

Two contrasting views on the evolutionary lability of thermal physiology have been labeled the 'static' and the 'labile' view (Hertz et al. 1983). The static view claims that thermal physiology is evolutionarily stationary and resistant to directional selection. Support for this view comes largely from studies on temperate-desert lizards (Bogert 1949, King 1980, Hertz et al. 1983, Crowley 1985), but also on other ectotherms (Ushakov 1964, Brown and Feldmut 1971, Calhoun et al. 1981). The labile view arose from the studies on the lizard genus *Anolis*, in which thermal differentiation seems to be the rule rather than the exception (Ruibal 1960, Rand 1964, Ruibal and Philibosian 1970, Heatwole et al. 1969, Huey and Webster 1976, Van Berkum 1986). In Australian skinks (Lygosominae) optimal temperatures seem to have evolved at a lower pace than thermal preferences (Huey and Bennett 1987). The flexibility of thermal physiology thus seems to differ between taxonomic and ecological groups, and the validity and generality of both contrasting views should be tested by studies on reptiles from other families and climatic regions.

In this paper, we examine the extent of thermal physiology evolution in the cool temperate lacertid lizard, *Lacerta vivipara*. The geographic range of *L. vivipara* is probably the largest of any living lizard (Avery 1982). It extends from Ireland in the west to the Sakhalin Island (USSR) in the east, and from northern Spain in the south to within the Arctic cycle. Within this huge area, populations of *L. vivipara* inhabit very different thermal environments. *Lacerta vivipara* therefore offers an excellent opportunity to play off both views on the flexibility of thermal physiology within one species. We contrast characteristics of temperature dependence of a whole-animal trait (running speed) in a lowland and a montane population. Body temperatures at the latter site are consistently 3–5°C below those maintained by the lowland lizards. The labile view of thermal physiology would predict a parallel shift of the optimal temperature or a broadening of the optimal temperature range. The static view forecasts the conservatism of thermal sensitivities. We examine these sets of contrasting predictions on the flexibility of thermal physiology.

## Material and methods

### Study sites

The lowland population inhabits a patch of moist heathland in the Belgian national nature reserve "de Kalmthoutse heide" [Kalmthout (51°25'N, 4°25'E), province of Antwerp, Belgium, elevation 25 m]. The vegetation is dominated by crossleaved heath (*Erica tetralix*), purple moor-grass (*Molinia caerulea*) and bog asphodel (*Narthecium ossifragum*). Birch (*Betula pendula*) and pine (*Pinus sylvestris*) stand isolated and form small thickets. Activity in this population starts in early March (adult males) or April (subadults and adult females) and ceases by late September or early October. Aspects of the demography and thermal relations for this population have been published elsewhere (Bauwens 1985, Van Damme et al. 1986, 1987).

Broers and Clerx (1981, Clerx and Broers 1983) have studied *Lacerta vivipara* at high altitudes near Serfaus (47°02'N, 10°33'E) in the Austrian Alps. They reported on field body temperatures and some demographic parameters for two populations, one at 2000 m and the second at 2150–2200 m altitude. The population at 2000 m inhabits a patch of heath (*Calluna*) surrounded by wet hayfields. Thickets of alders (*Alnus viridis*) and numerous ant-hills and rocks stand scattered over the area. The other population occurs on a rather steep (>30°) SE-facing slope vegetated with *Vaccinium* sp. and *Rhododendron* sp. and surrounded by moist grassland (mostly *Deschampsia* sp.). At these sites, activity is restricted to four months (June–September) as snow covers the area from September until late May.

### Field body temperatures ( $T_b$ )

$T_b$  used in this paper come from an extensive study on the Kalmthout population (Van Damme et al. 1987) and from data collected by Broers and Clerx in the Serfaus populations. In both cases, active lizards were caught by hand and their cloacal body temperatures were measured to the nearest 0.1°C with electronic thermometers. Air temperature was measured with the same device, a few cm above the substrate on which the lizard was caught.

Because  $T_b$  did not differ significantly between both montane populations (t-test,  $P > 0.1$ ) we have lumped the data to contrast them to the lowland data.

### Selected body temperatures ( $T_{sel}$ )

In September 1987, we collected 9 female and 8 male adult *Lacerta vivipara* at the 2000 m location in Serfaus and transported them to the Field Biological Station in Kalmthout, where we measured their selected body temperatures ( $T_{sel}$ ) and running performance within two weeks after arrival.  $T_{sel}$  for lizards of the lowland population have previously been reported by Van Damme et al. (1986).

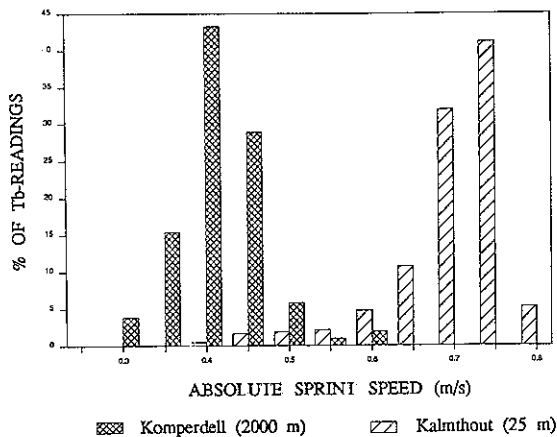


Fig. 3. Distribution of predicted absolute sprint speeds in lowland (hatched) and montane populations (crossed) of *Lacerta vivipara*.

A MANOVA (repeated measurements, SPSS) revealed a highly significant effect of temperature ( $P < 0.0001$ ) and altitude ( $P < 0.0001$ ) on sprint speed. Mean sprint speed was consistently lower in the highland population (Fig. 1). The interaction effect between both factors was not significant, indicating that the temperature dependence of sprint speed is similar in both populations. Accordingly, optimal temperatures, widths and limits of thermal performance breadths did not differ between both populations (t-tests, Tab 2).

We predicted absolute and relative (% Vmax) sprint speed for each field body temperature recorded for adult lizards in June, July, August and September by interpolation in the thermal sensitivity curves of each individual raced in the laboratory, and then averaged performances among individuals. Lizards at high altitudes were frequently active at body temperatures that impede running at more than 75% of maximal capacity whereas low altitude lizards generally obtained body temperatures that fall within the TPB-80-range (Fig. 2). The combined effects of body temperatures and the differences in absolute sprint velocity cause the extreme between-population difference in predicted absolute speeds (Fig 3)

## Discussion

Our results coincide with the predictions of the static view on the evolution of thermal physiology. Field body temperatures were considerably reduced in the high altitude population, even during the warmest part of the activity season. The observed differences in  $T_b$ 's are among the largest reported within a single lizard species, with the possible exception of some *Anolis* (Ruibal and Philibosian 1970, Huey and Webster 1976). Never-

theless, we found no differences between both populations in any of the parameters derived from the sprint performance curves

In the absence of data on operative temperatures (Bakken and Gates 1975) for the montane population, we cannot determine whether low  $T_b$ 's in this population result from ineffective thermoregulation or are induced by physical constraints that prevent lizards from achieving higher temperatures. However, the huge amount of time that lizards at high altitudes spent basking inclines us to the latter supposition. In an open air terrarium-study performed by Broers and Clerx (1981, 1983) at Serfaus, *Lacerta vivipara* individuals bask for 38 (male) to 54% (female) of their time spent above ground.

Why have optimal temperatures and TPB's not been become adapted to the highland thermal environment? Evolution of any trait requires three basic conditions: (1) there must be interindividual variation for the trait within the population; (2) this variation must have a genetic component and (3) interindividual differences should have an effect on fitness. Interindividual variation is a topic that has largely been overlooked and only recently received more attention (Bauwens et al. 1987, Bennett 1987). Especially studies on thermal physiology rarely address the topic of variation between individuals (but see Huey and Kingsolver 1989). Interindividual variation in  $T_b$  and field thermoregulatory behaviour have been reported only in the lizard *Conolophus pallida* (Christian et al. 1983, 1985) and in African lizards from different families (Bowker 1984). Body temperatures selected in thermogradients differed between individual *Dipsosaurus dorsalis* (DeWitt 1967) and *Podarcis sicula* (Spellerberg and Smith 1975). We know of no studies that actually examine consistent interindividual differences in thermal sensitivity curves

Equally few studies examine the second prerequisite for the occurrence of evolution: the genetic basis of variation in physiological performance. In reptiles, significant heritabilities have been found for important whole-animal function such as burst speed, stamina (Garland 1985, Van Berkum and Tsuji 1987) and anti-predator behaviour (Arnold and Bennett 1984) but the only heritability estimates for thermoregulatory behaviour come from studies on mice (Becker and Hegmann 1972, Lacy and Lynch 1979)

Finally, evolution of optimal temperatures for sprint speed also requires an adverse effect of locomotor impairment on fitness. Although such an effect seems intuitive, indirect or direct evidence has been provided only in a small number of cases. Greenwald (1974) showed a positive relation between body temperature, strike velocity and predatory success in the gopher snake (*Pituophis melanoleucus*). Avery et al. (1982) demonstrated that, in *Lacerta vivipara*, low body temperatures reduce speed of movement while foraging, and decrease total foraging distance and hence contact with potential prey. In juveniles of the same species,

Tab 2. Selected body temperatures ( $T_{sel}$ ), critical thermal maxima (CTmax), optimal temperatures ( $T_{opt}$ ), the 95% and 80% performance breadths (TPB95, TPB80) and their upper (U95, U80) and lower limits (L95, L80) for sprint speed in lowland (Kalmthout, 25 m) and montane (Komperdell, 2000 m) populations of *Lacerta vivipara*. Values are means  $\pm$  1 SE

	Kalmthout (h = 25 m)	Komperdell (h = 2000 m)
$T_{sel}$	32.3 $\pm$ 0.2 (151)	32.1 $\pm$ 0.3 (92)
CTMax	40.4 $\pm$ 0.4 (5)	40.7 $\pm$ 0.5 (5)
$T_{opt}$	34.1 $\pm$ 0.4 (34)	35.0 $\pm$ 0.2 (17)
TPB95	4.5 $\pm$ 0.4	4.6 $\pm$ 0.4
lower limit	31.9 $\pm$ 0.5	32.7 $\pm$ 0.3
upper limit	36.3 $\pm$ 0.5	37.3 $\pm$ 0.2
TPB80	9.5 $\pm$ 0.4	9.0 $\pm$ 0.7
lower limit	28.2 $\pm$ 0.5	29.0 $\pm$ 0.5
upper limit	37.7 $\pm$ 0.02	38.0 $\pm$ 0.3

## Results

A comparison of the monthly mean  $T_b$ 's in distinct sex/age groups (adult males, adult females, subadults) revealed few differences in the lowland population (in April, mean  $T_b$  of adult females was higher than in adult males and subadults, Van Damme et al. 1987) and none in the highland population. Selected temperatures measured during September, optimal temperatures and TPB-limits did not vary among sex/age classes in either population.

Therefore, we have lumped data for the three sex/age classes in subsequent analyses.

### Field body temperatures

Monthly mean air temperatures at the high altitude location were consistently 5 to 10°C below corresponding lowland values (Tab. 1). Monthly mean  $T_b$ 's were also significantly lower in the highland population (Kolmogorov-Smirnov-test, all  $P < 0.01$ , Tab. 1) but the altitudinal difference in  $T_b$  was less than that for  $T_a$ . During July and August,  $T_b$ 's were more variable in the montane than in the lowland population (F-tests, both  $P < 0.01$ , Tab. 1). The difference between  $T_b$  and air temperature was highest in the highland population (Kolmogorov-Smirnov-test,  $P < 0.01$ ).

### Selected body temperatures

Temperatures selected by montane *Lacerta vivipara* from Austria were similar to the  $T_{sel}$  recorded during September in the lowland population (t-test,  $P > 0.1$ , Tab. 2). To what extent do field  $T_b$ 's maintained by lizards in both populations match the selected temperatures? High altitude lizards maintained activity  $T_b$ 's that were well below their  $T_{sel}$ : 79% of all  $T_b$ 's taken in September were below the  $T_{sel}$ -range. In the lowland

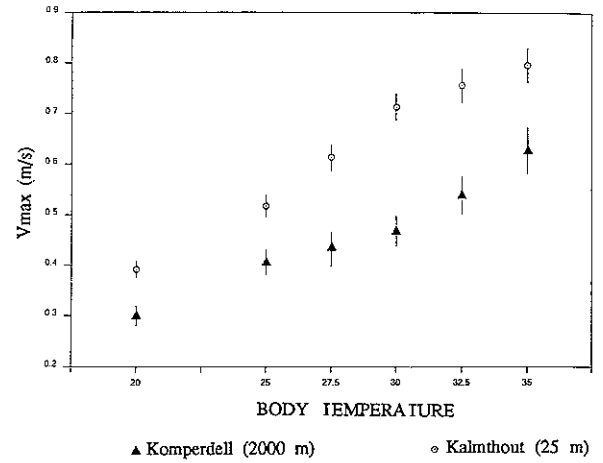


Fig. 1. Thermal dependence of maximal sprint speed in two populations of the lizard *Lacerta vivipara*. Means ( $\pm$  1 SE) are for the Komperdell (altitude = 2000 m,  $n = 17$ , triangles) and for the Kalmthout population (altitude = 25 m,  $n = 34$ , circles).

population only 19% (17/90) of the  $T_b$  measured in September fell below the  $T_{sel}$ -range. Throughout the activity season, 46% of all  $T_b$  of active lowland *Lacerta vivipara* ( $n = 1063$ ) were below the  $T_{sel}$ -range, 50% fell within and 4% fell above (we took into account the intrapopulation and seasonal variation in  $T_{sel}$  (Van Damme et al. 1986) when calculating these percentages). When  $T_{sel}$  measured in September for the highland population are considered representative for the whole activity season, 64% (171/266) of all  $T_b$  measured are below the  $T_{sel}$ -range.

### Thermal sensitivity of running

We found no differences in CTMax between populations (t-test,  $P > 0.1$ , Tab. 2).

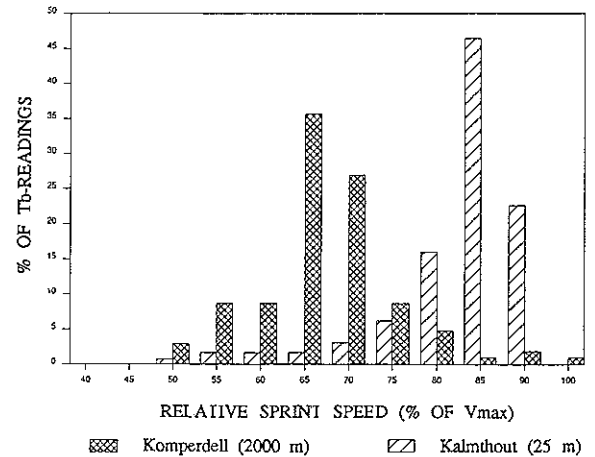


Fig. 2. Distribution of predicted relative (% of  $V_{max}$ ) sprint speeds in lowland (hatched) and montane (cross hatched) populations of the lizard *Lacerta vivipara*.

behavioural thermoregulation increases growth rates through increasing food intake (Avery 1984). The most direct demonstration of the dramatic effects of locomotor impairment due to low body temperatures, comes from Christian and Tracy (1981), who found that the ability of hatchling land iguanas (*Conolophus pallidus*) to avoid hawk predation clearly depended on body temperature. On the other hand, several studies have failed to demonstrate a relation between variation in complex physiological characters such as sprint speed or metabolism and fitness (Feder 1987).

In *Lacerta vivipara*, several factors may weaken or nullify the supposed relation between speed and fitness. First, the ecological relevance of high speed may vary between populations because of differences in selection pressure. This may occur if food items are more abundant or more easy to catch, and/or if predation pressure is reduced at high altitudes. We have no data on either of these factors, but the observation that absolute speed of the high altitude lizards was reduced (see Hertz et al. 1983 and Crowley 1985 for comparable findings), seems to support the idea that high running speed is less important at high altitudes. Second, the repercussions of activity at low body temperatures may be minimized by compensatory shifts in antipredator or foraging behaviour. In our lowland population, locomotion in gravid females is seriously hampered by the mass of the clutch (Van Damme et al. 1989). They offset for this by shifting their behaviour from fleeing towards a more extensive use of crypsis (Bauwens and Thoen 1981). As no increase in mortality during gestation is apparent (Bauwens 1985), this shift in escape behaviour seems to compensate effectively for the reduced locomotor abilities. A distinct, temperature-induced shift in anti-predator behaviour has been described in *Agama* (Hertz et al. 1982) and *Gambelia wislizenii* (Crowley and Pietruszka 1983). The detrimental effects of low temperature on foraging abilities may be compensated by parallel effects on the escape capacity of the prey. *Lacerta vivipara* hunts on insects and spiders (Avery 1966, Itä-mies and Koskela 1971), ectotherms that may experience similar reductions in awareness or locomotor abilities due to low environmental temperatures. A shift from active foraging towards sit-and-wait predation also seems a possible adaptation.

Assuming that all three conditions for the evolution of temperature dependence curves are met, the absence of an adaptive shift may be caused by anti-adaptive forces, such as genetic correlation, developmental constraints (Alberch 1980), chance (Wright 1932, Bock 1959) or phylogenetic inertia (Wilson 1975, Ridley 1983). Deciding whether the lack of genotypical variation in thermal characters, the absence of a directive selection pressure, or a counter-adaptive force is responsible for the observed discrepancy between  $T_b$  and optimal temperatures in *Lacerta vivipara* (and other lizards) will require the investigation of interindividual variation in thermal physiology, heritability-estimates

for temperature-curve-characteristics and estimating fitness (components) for animals with known thermal characteristics in natural conditions.

**Acknowledgements** – H. Strijbosch kindly put the temperature data for the Serfaus populations to our disposal. We thank P. E. Hertz and R. B. Huey for their constructive comments on a previous version of the manuscript. This study was supported by a pre-doctoral grant of the Belgian I.W.O.N.I. (to RVD), by a grant of the Spanish “Ministerio de Educación y Ciencia” within the program “Estancias de Científicos y Tecnólogos Extranjeros en España” (to DB) and by a grant of the N.F.W.O. (krediet aan navorsers) (to RFV).

## References

- Alberch, P. 1980. Ontogenesis and morphological diversification – *Am Zool* 20: 653–667.
- Arnold, S. J. and Bennett, A. F. 1984. Behavioral variation in natural populations. III. Antipredator displays in the garter snake *Thamnophis radix*. – *Anim. Behav.* 32: 1108–1118.
- Avery, R. A. 1966. Food and feeding habits on the Common Lizard (*Lacerta vivipara*) in the west of England. – *J Zool (Lond.)* 149: 115–121.
- 1976. Thermoregulation, metabolism and social behaviour in Lacertidae. – In: Bellairs, A. d'A and Cox, C. B. (eds), *Morphology and biology of reptiles*. Linn Soc. Symp. Ser. 3, London, pp. 245–259.
- 1982. Field studies of body temperatures and thermoregulation. – In: Gans, C. and Pough, F. H. (eds), *Biology of the Reptilia*. Vol. 12. Academic Press, London, pp. 93–146.
- 1984. Physiological aspects of lizard growth: the role of thermoregulation. – *Symp Zool Soc Lond.* 52: 407–424.
- , Bedford, J. D. and Newcombe, C. P. 1982. The role of thermoregulation in lizard biology: predatory efficiency in a temperate diurnal basker. – *Behav. Ecol. Sociobiol.* 11: 261–267.
- Bakken, G. S. and Gates, D. M. 1975. Heat transfer analysis of animals: some implications for field ecology, physiology and evolution. – In: Gates, D. M. and Schmerl, R. B. (eds), *Perspectives of biophysical ecology*. Springer, New York, NY, pp. 255–290.
- Bauwens, D. 1985. Demografische kenmerken en aantalsdynamiek in een populatie van de levendbarende hagedis (*Lacerta vivipara*). – Ph.D.-thesis, Univ. of Antwerp, Wilrijk.
- and Thoen, C. 1981. Escape tactics and vulnerability to predation associated with reproduction in the lizard *Lacerta vivipara*. – *J Anim. Ecol.* 50: 733–743.
- , Van Damme, R., Vanderstighelen, D., Thoen, C., Sanders, D., van Wezel, H. and Verheyen, R. F. 1987. Individuality in common lizards (*Lacerta vivipara*): a provisional review. – In: van Gelder, J. J., Strijbosch, H. H. and Bergers, P. J. M. (eds), *Proc 4th Ordinary General Meeting Societas Europaea Herpetologica*, Faculty of Sciences, Nijmegen, pp. 55–58.
- Becker, C. B. and Hegmann, J. P. 1972. Genetic differences influencing behavioural temperature regulation in small mammals. I. Nesting by *Mus musculus*. – *Behav. Gen.* 2: 43–53.
- Bennett, A. F. 1987. Interindividual variability: an underutilized resource. – In: Feder, M. E., Bennett, A. F., Burggren, W. W. and Huey, R. B. (eds) *New directions in ecological physiology*. Cambridge Univ. Press, Cambridge, MA, pp. 147–166.
- Boyd, W. J. 1959. Preadaptation and multiple evolutionary pathway. – *Evolution* 13: 360–369.
- Bogert, C. M. 1949. Thermoregulation in reptiles: a factor in evolution. – *Evolution* 3: 195–211.

- Bowker, R. G. 1984 Precision of thermoregulation of some African lizards - *Physiol. Zool.* 57: 401-412
- Brattstrom, B. H. 1965. Body temperatures of reptiles - *Am. Midl. Nat.* 73: 377-422
- 1971. Critical thermal maxima of some Australian skinks. - *Copeia* 1971: 554-557
- Broers, J. L. V. and Clerx, P. M. J. 1981. Oecologisch onderzoek aan *Lacerta vivipara* in het Oostenrijks hooggebergte. - Mededeling nr 204, Zoologisch Laboratorium Afdeling Dieroecologie, Katholieke Universiteit Nijmegen
- Brown, J. H. and Feldmuth, C. R. 1971. Evolution in constant and fluctuating environments: thermal tolerances of the desert pupfish (*Cyprinodon*) - *Evolution* 25: 390-398.
- Calhoun, S. W., Beiting, T. L. and Zimmerman, E. G. 1981. Similarity in selected temperatures of two allopatric populations of blacktail shiner, *Notropis venustus*. - *Southwest. Nat.* 26: 443-444.
- Christian, K. and Tracy, C. R. 1981. The effect of the thermal environment on the ability of hatchling Galapagos land iguanas to avoid predation during dispersal - *Oecologia (Berl.)* 49: 218-223
- , Tracy, C. R. and Porter, W. P. 1983. Seasonal shifts in body temperature and use of microhabitats by Galapagos land iguanas (*Conolophus pallidus*) - *Ecology* 64: 463-468
- , Tracy, C. R. and Porter, W. P. 1985. Inter- and intra-individual variation in body temperature of the Galapagos land iguana (*Conolophus pallidus*). - *J. therm. Biol.* 10: 47-50
- Clark, D. R. and Kroll, J. C. 1974. Thermal ecology of anoline lizards: temperate versus tropical strategies - *Southwest. Nat.* 19: 9-19
- Clerx, P. M. J. and Broers, J. L. V. 1983. Oecologisch onderzoek aan *Lacerta vivipara*, de levendbarende hagedis, in het Oostenrijks hooggebergte - *Lacerta* 5: 77-92
- Crowley, S. R. 1985. Thermal sensitivity of sprint-running in the lizard *Sceloporus undulatus*: support for a conservative view of thermal physiology - *Oecologia (Berl.)* 66: 219-225
- and Pietruszka, R. D. 1983. Aggressiveness and vocalization in the leopard lizard (*Gambella wislizenii*): the influence of temperature. - *Anim. Behav.* 31: 1055-1060.
- DeWitt, C. B. 1967. Precision of thermoregulation and its relation to environmental factors in the desert iguana, *Dipsosaurus dorsalis*. - *Physiol. Zool.* 40: 49-66.
- Feder, M. E. 1987. The analysis of physiological diversity: the prospects for pattern documentation and general questions in ecological physiology - In: Feder, M. E., Bennett, A. F., Burggren, W. W., Huey, R. B. (eds), *New directions in ecological physiology* Cambridge Univ. Press, Cambridge, MA, pp. 38-71.
- Garland, T. Jr 1985. Ontogenetic and individual variation in size, shape and speed in the Australian agamid lizard *Amphibolurus nuchalis*. - *J. Zool. (Lond.)* 207: 425-439
- Greenwald, D. E. 1974. Thermal dependence of striking and prey capture by gopher snakes. - *Copeia* 1974: 141-148.
- Heatwole, H., Lin, T. H., Villalon, E., Muniz, A. and Matta, A. 1969. Some aspects of the thermal ecology of Puerto Rican Anoline lizards. - *J. Herpetol.* 3: 65-77.
- Hertz, P. E. 1981. Adaptation to altitude in two West Indian anoles (Reptilia: Iguanidae): field thermal biology and physiological ecology - *J. Zool. (Lond.)* 195: 25-37
- and Huey, R. B. 1981. Compensation for altitudinal changes in thermal environment by some *Anolis* lizards on Hispaniola. - *Ecology* 62: 515-521
- and Nevo, E. 1981. Thermal biology of four Israeli agamid lizards in early summer - *Israel J. Zool.* 30: 190-210.
- , Huey, R. B. and Nevo, E. 1982. Fight versus flight: body temperature influences defensive responses of lizards - *Anim. Behav.* 30: 676-679.
- , Huey, R. B. and Nevo, E. 1983. Homage to Santa Anita: thermal sensitivity of sprint speed in agamid lizards. - *Evolution* 37: 1075-1084.
- Huey, R. B. 1974. Behavioural thermoregulation in lizards: importance of associated costs. - *Science* 184: 1001-1003
- and Slatkin, M. 1976. Cost and benefits of lizard thermoregulation - *Quart. Rev. Biol.* 51: 363-384.
- and Webster, T. P. 1976. Thermal biology of *Anolis* lizards in a complex fauna: the *Christatellus* group on Puerto Rico - *Ecology* 57: 985-994.
- and Bennett, A. F. 1987. Phylogenetic studies of coadaptation: preferred temperatures versus optimal performance temperatures of lizards. - *Evolution* 41: 1098-1115
- and Kingsolver, J. G. 1989. Evolution of thermal sensitivity of ectotherm performance - *Trends Ecol. Evol.* 4: 131-135.
- , Schneider, W., Erie, G. L. and Stevenson, R. D. 1981. A field-portable racetrack and timer for measuring acceleration and speed of small cursorial animals. - *Experientia* 37: 1356-1357.
- Itämiies, J. and Koskela, P. 1971. Diet of the common lizard (*Lacerta vivipara* Jacq.) - *Aquilo Ser. Zool.* 11: 37-43.
- King, D. 1980. The thermal biology of free-living sand goannas (*Varanus gouldii*) in Southeastern Australia - *Copeia* 1980: 755-767.
- Lacy, F. C. and Lynch, C. B. 1979. Quantitative genetic analysis of temperature regulation in *Mus musculus* I. Partitioning of variance. - *Genetics* 91: 743-753.
- Pough, F. H. and Gans, C. 1982. The vocabulary of reptilian thermoregulation - In: Gans, C. and Pough, F. H. (eds), *Biology of the Reptilia* Vol. 12 Academic Press, London, pp. 17-23.
- Rand, A. S. 1964. Ecological distribution in anoline lizards of Puerto Rico. - *Ecology* 45: 745-752
- Ridley, M. 1983. The explanation of organic diversity: the comparative method and adaptations for mating - Oxford Univ. Press (Clarendon Press), Oxford
- Ruibal, R. 1960. Thermal relations of five species of tropical lizards - *Evolution* 15: 98-111.
- and Philibosian, R. 1970. Eurythermy and niche expansion in lizards - *Copeia* 1970: 645-653
- Spallerberg, I. F. and Smith, N. D. 1975. Inter- and intra-individual variation in lizard voluntary temperatures - *Br. J. Herpetol.* 5: 496-504
- Ushakov, B. P. 1964. Thermostability of cells and proteins of poikilotherms and its significance in speciation - *Physiol. Rev.* 44: 518-560.
- van Berkum, F. H. 1986. Evolutionary patterns of the thermal sensitivity of sprint speed in *Anolis* lizards - *Evolution* 40: 594-604.
- and Tuji, J. S. 1987. Inter-familial differences in sprint speed of hatchling *Sceloporus occidentalis* (Reptilia: Iguanidae). - *J. Zool. (Lond.)* 212: 511-519.
- Van Damme, R. and Verheyen, R. F. 1987. Parameters in the thermal ecology of the common lizard, *Lacerta vivipara* - In: van Gelder, J. J., Strijbosch, H. H. and Bergers, P. J. M. (eds), *Proc. 4th Ordinary General Meeting of the Societas Europaea Herpetologica*, Faculty of Sciences, Nijmegen, pp. 421-424.
- , Bauwens, D. and Verheyen, R. F. 1986. Selected body temperatures in the lizard *Lacerta vivipara*. variation within and between populations. - *J. therm. Biol.* 11: 219-222.
- , Bauwens, D. and Verheyen, R. F. 1987. Thermoregulatory responses to environmental seasonality by the lizard *Lacerta vivipara* - *Herpetologica* 43: 405-415.
- , Bauwens, D. and Verheyen, R. F. 1989. Altitudinal variation of the thermal biology and running performance in the lizard *Podarcis tiliguerta* - *Oecologia (Berl.)*
- Wilson, E. O. 1975. *Sociobiology: The new synthesis* - Belknap Press, Cambridge, MA
- Wright, S. 1932. The roles of mutation, inbreeding, crossbreeding, and selection in evolution - *Proc. Sixth Int. Congr. Genetics* 1: 356-366