

- , M.A. BANGOURA, AND W. BÖHME. 2004. The amphibians of south-eastern Republic of Guinea (Amphibia: Gymnophiona, Anura). *Herpetozoa* 17:99–118.
- , K. P. LAMPERT, AND K. E. LINSENMAIR. 2006. Reproductive biology of the West African savannah frog *Hyperolius nasutus* Günther, 1864. *Herpetozoa* 19:3–12.
- SCHICK, S., M. VEITH, AND S. LÖTTERS. 2005. Distribution patterns of amphibians from the Kakamega forest, Kenya. *Afr. J. Herpetol.* 54:185–190.
- SCHJØTZ A. 1967. The treefrogs (Rhacophoridae) of West Africa. *Spolia Zoologica Musei Hauniensis* 25:1–346.
- . 1999. Treefrogs of Africa. Edition Chimaira, Frankfurt, Germany. 350 pp.
- SCHMITZ, A., O. EUSKIRCHEN, AND W. BÖHME. 1999. Zur Herpetofauna einer montanen Regenwaldregion in SW-Kamerun (Mt. Kupe und Bakossi-Bergland). I. Einleitung, Bufonidae, und Hyperoliidae. *Herpetofauna (Weinstadt)* 21(121):5–17.
- SHINE, R. 1979. Sexual selection and sexual dimorphism in the Amphibia. *Copeia* 1979:297–306.
- . 1989. Ecological causes for the evolution of sexual dimorphism: a review of the evidence. *Q. Rev. Biol.* 64:419–461.
- SINSCH, U., E. GREENBAUM, C. KUSAMBA, AND E. LEHR. 2011. Rapid assessment of montane anuran communities in the Albertine Rift: *Hyperolius castaneus* Ahl, 1931 as an umbrella species for conservation. *Afr. Zool.* 46:320–333.
- STARNBERGER, I., D. POTH, P. S. PERAM, S. SCHULZ, M. VENCES, J. KNUDSEN, M. F. BAREJ, M. -O. RÖDEL, M. WALZL, AND W. HÖDL. 2013. Take time to smell the frogs: vocal sac glands of reed frogs (Anura: Hyperoliidae) contain species-specific chemical cocktails. *Biol. J. Linn. Soc.* 110:828–838.
- , P. M. MAIER, W. HÖDL, AND D. PREININGER. 2018. Multimodal signal testing reveals gestural tapping behavior in spotted reed frogs. *Herpetologica* 74:127–134.
- TELFORD, S. R. 1985. Mechanisms of evolution and inter-male spacing in the painted reedfrog (*Hyperolius marmoratus*). *Anim. Behav.* 33:1353–1361.
- , AND M. L. DYSON. 1988. Some determinants of the mating system in a population of painted reed frogs (*Hyperolius marmoratus*). *Behaviour* 106:265–278.
- , ———, AND N. I. PASSMORE. 1989. Mate choice occurs only in small choruses of painted reed frogs *Hyperolius marmoratus*. *Bioacoustics* 2:47–53.
- , AND N. I. PASSMORE. 1981. Selective phonotaxis of four sympatric species of African reed frogs (genus *Hyperolius*). *Herpetologica* 37:29–32.
- TRIVERS, R. L. 1972. Parental investment and sexual selection. *In* B. Campbell (ed.), *Sexual Selection and the Descent of Man, 1871–1971*, pp 136–179, Aldine, Chicago, Illinois.
- WAGER, V. A. 1965. *The Frogs of South Africa*. Purnell and Sons, Cape Town, South Africa. 242 pp.
- . 1986. *Frogs of South Africa, Their Fascinating Life Stories*. Delta Books, Johannesburg, South Africa. 183 pp.
- ZIMKUS, B. M., AND J. G. LARSON. 2013. Assessment of the amphibians of Batéké Plateau National Park, Gabon, including results of chytrid pathogen tests. *Salamandra* 49:159–170.

Herpetological Review, 2018, 49(3), 408–431.

© 2018 by Society for the Study of Amphibians and Reptiles

Herpetological Survey of Cangandala National Park, with a Synoptic List of the Amphibians and Reptiles of Malanje Province, Central Angola

Angola is one of the most poorly known sub-Saharan African countries in terms of its biodiversity, in large part due the

LUIS M. P. CERÍACO*

Department of Biology, Villanova University, 800 Lancaster Avenue, Villanova, Pennsylvania 19085-1699, USA

Departamento de Zoologia e Antropologia (Museu Bocage), Museu Nacional de História Natural e da Ciência, Universidade de Lisboa, Rua da Escola Politécnica 58, 1269-102 Lisboa, Portugal

MARIANA P. MARQUES

Research Center in Biodiversity and Genetic Resources (CIBIO), InBIO, University of Porto, Rua Padre Armando Quintas 7, Vairão, 4485-661 Porto, Portugal

Departamento de Zoologia e Antropologia (Museu Bocage), Museu Nacional de História Natural e da Ciência, Universidade de Lisboa, Rua da Escola Politécnica 58, 1269-102 Lisboa, Portugal

SUZANA BANDEIRA

Instituto Nacional da Biodiversidade e Áreas de Conservação, Ministério do Ambiente de Angola, Centralidade do Kilamba, Rua 26 de Fevereiro, quarteirão Nimi ya Lukemi, edifício Q11, 3º andar, Angola

DAVID C. BLACKBURN

Department of Natural History, Florida Museum of Natural History, Gainesville, Florida, 32611, USA

AARON M. BAUER

Department of Biology, Villanova University, 800 Lancaster Avenue, Villanova, Pennsylvania 19085-1699, USA

*Corresponding author; e-mail address: luisceriaco@gmail.com

violent armed conflicts that afflicted the country from 1961 to 2002. However, in recent years, several expeditions and ongoing studies have been carried out, uncovering previously unknown cryptic diversity, new country records, and expanding known distributions of species considerably (Conradie et al. 2012a,b; Conradie et al. 2013; Ceríaco et al. 2014a; Ernst et al. 2014; Branch and Conradie 2015; Ernst et al. 2015; Ceríaco et al. 2016a; Conradie et al. 2016; Stanley et al. 2016; Branch et al. 2017). Despite this new wave of studies on Angolan herpetology, data are limited, even within national conservation areas. Angola currently has 16 protected areas, scattered across 11 of its 18 provinces, and covering an area of 145,859 km², approximately 12% of the Angolan territory. Conservation areas in the country are divided into four major categories: National Parks, Regional Parks, Nature Reserves, and Coutadas (Game Parks). The majority of these areas were created during the first half of the 20th century and into the 1970s, during Portuguese colonial times. Many of these areas were mostly dedicated to hunting and tourism, and their delimitation was almost exclusively based on the presence of game species and iconic megafauna to the neglect of other biological groups (see Frade 1959a, b).

Located in Malanje Province, Cangandala National Park (CNP) is the smallest of all Angolan National Parks, at roughly 630 km². Situated about 50 km south of Malanje city in the Cangandala Municipality, the park is limited to the north by the Cuije River, to the west by the Maúbi River, and to the south by the Cuque River, all part of the Kwanza Basin (Fig. 1). The park lies

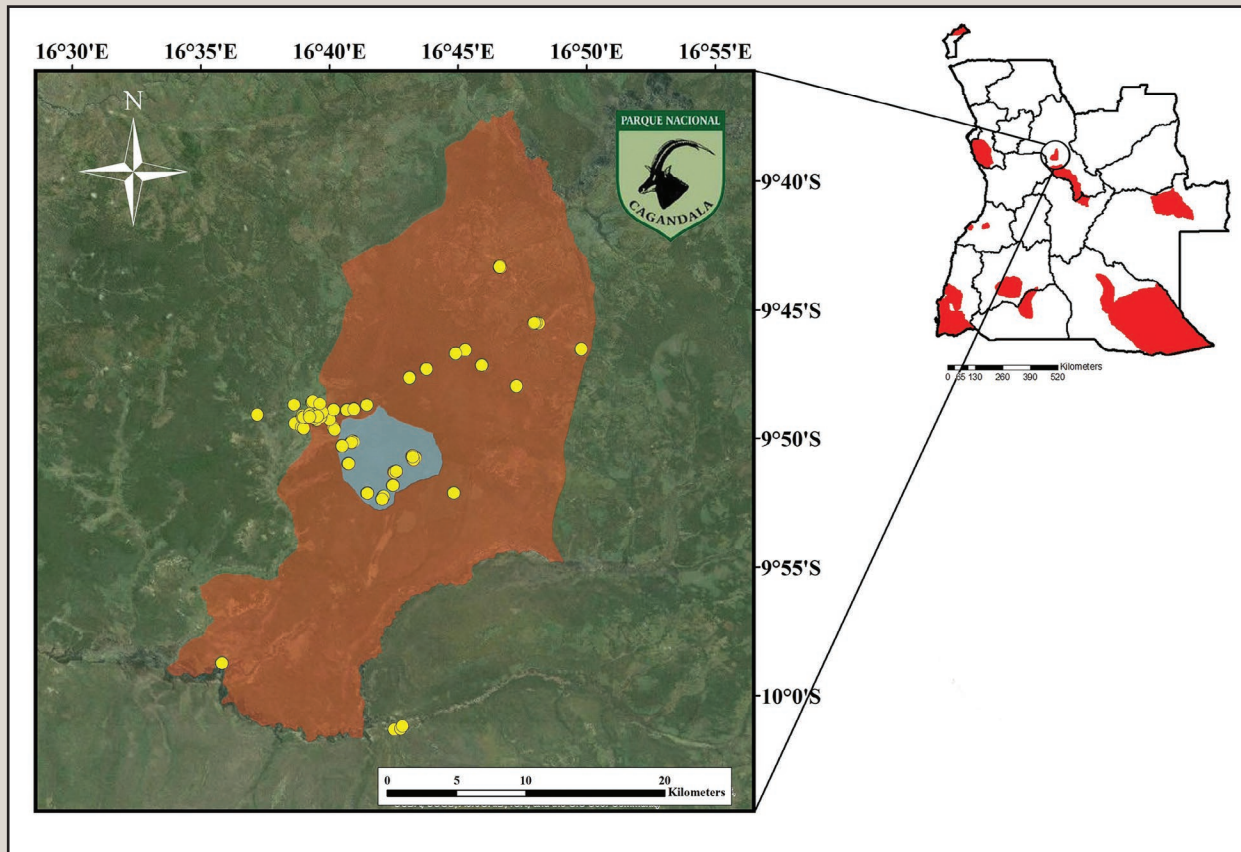


FIG. 1. Cangandala National Park map and collecting localities (yellow dots). The orange area represents the limits of the park, while the grey area represent the Giant Sable Special protection area, known as “Santuário.” Below is a view of the Miombo Woodlands habitat, the dominant habitat in Cangandala National Park.

at an approximate elevation of 1000 m and its climate is similar to that of the Angolan central plateau. Its vegetation is mostly dominated by miombo woodlands (Fig. 1), with *Brachystegia wangermeeana*, *B. floribunda*, *Julbernardia paniculata*, *Erythrophleum africanum*, *Combretum* spp., and *Rhus* spp. growing on the red clay soils of the park (Grandvaux-Barbosa 1970). Some small riverine gallery forests also occur. The park was originally founded in 1963 as an “Integral Reserve,” and only later, in June 1970, was reclassified as a National Park. The main objective of CNP since its foundation has been the protection to the Giant Sable Antelope, *Hippotragus niger variani* Thomas, 1916, one of Angola’s most endangered endemic species, and now a national symbol. Despite CNP being one of the best-managed and funded conservation areas in the country, with the exception of reports on the Giant Sable and associated large mammals, the available published data on its biodiversity is limited to one checklist of the avifauna of the park (Mills et al. 2008). There are currently no available data regarding the diversity of amphibians and reptiles for CNP. However, Malanje Province is historically one of the most important provinces in terms of the development of current knowledge on Angolan herpetofauna (see section below). Approximately 35 species of amphibians and 68 species of reptiles are known from Malanje Province (Table 1), which represents approximately 30% and 25%, respectively, of the currently known numbers of these groups in Angola.

Biogeographically, the province represents one of the most obvious areas of faunal and habitat turnovers in the country (Crawford Cabral 1991; Marques et al., *in press*). Due to its boundaries and geographical position, the Province exhibits a north-south gradient of vegetation types, being dominated by Western Congolian Forest-Savannah Mosaic in the northern half, and by Angolan Miombo woodlands in the southern half (Romeiras et al. 2014; Rodrigues et al. 2015). This division is roughly associated with elevation, as the northern areas of the Province lie between 500–1000 m elevation, surrounded by higher ground (1000–1500 m) except along the Democratic Republic of Congo (DRC) border (Baixa de Cassanje), whereas the southern, Miombo-dominated half is on the Angolan plateau above 1000 m. This division also roughly corresponds to two different river drainage systems – the Congo-Casai in the north, and the Kwanza in the south. This contact zone is reflected in the associated faunal assemblies, particularly that of the herpetofauna.

This paper presents the results of an expedition conducted by a team from the California Academy of Sciences (CAS), San Francisco (USA), Villanova University (VU), Villanova (USA), Museu Nacional de História Natural e da Ciência (MUHNAC), Lisbon (Portugal) and the Instituto Nacional da Biodiversidade e Áreas de Conservação (INBAC), Kilamba-Kiixi (Angola). A total of 33 herpetological taxa were collected, including putative new species, eight new provincial records, and new records for taxa rarely cited for the country. We provide a brief discussion of the present status and future prospects for the study of the herpetofauna of the province and the country. This was the second expedition to Angola under the memorandum of understanding signed by INBAC and international partners and has been included in the national biodiversity plan. The results of the first expedition to southwest Angola were published by Ceríaco et al. (2016a). Ceríaco et al. (2016b) published a booklet on the herpetofauna of CNP, written in Portuguese, chiefly for educational purposes and distributed almost exclusively in

Angola, which presented preliminary results of the expedition but without taxonomic or specimen details. Thus, the current paper more fully presents the results of this expedition.

HISTORY OF THE HERPETOLOGICAL EXPLORATION OF THE PROVINCE

Malanje Province can be considered the “birthplace” of Angolan herpetology. The Austrian naturalist Friedrich M. J. Welwitsch (1806–1872), appointed by the Portuguese Government to conduct a botanical expedition to Angola between 1853 and 1860, was the first to collect some herpetological material in the province. This material was sent to the British Museum where it was studied by Albert Günther (1830–1914), John Edward Gray (1800–1875), and George Albert Boulenger (1858–1937). One of the first herpetological species to be described from the country, *Dalophia* [currently *Monopeltis*] *welwitschii* Gray, 1865, was from Pungo Andongo in Malanje Province. Later, Günther (1888) described *Psammophis* [currently *Psammophylax*] *acutus* based on Welwitsch’s material from this locality, and Boulenger described *Mabouia* [currently *Trachylepis*] *bocagii* (Boulenger, 1887) based on two specimens, one collected by Pinheiro Bayão in Duque de Bragança (currently Kalandula) and the other by Welwitsch collected at Pungo Andongo.

The Portuguese zoologist and director of the zoological section of the Natural History Museum in Lisbon, José Vicente Barbosa du Bocage (1823–1907), worked extensively with collections from the Portuguese colonial officer Captain Francisco António Pinheiro Bayão (birth and death dates unknown), who was based in Malanje Province between 1863 and 1866. Pinheiro Bayão sent Bocage some of the first shipments of Angola specimen received in the Lisbon Museum, mostly from Duque de Bragança (Malanje), Dondo (Kwanza-Norte Province) and Luanda (Luanda Province). Initially Bocage allowed foreign naturalists to study and help identify the Angolan herpetofauna, as in the case of Günther (1865a, b) who described *Hylambates Bocagii* (currently *Leptopeltis bocagii*), *Rappia microps*, *Rappia nasuta* (currently *Hyperolius nasutus*) and *Limnophis bicolor*, and the Austrian zoologist Franz Steindachner (1834–1919), who named *Hyperolius angolensis* (described as *Hyperolius marmoratus* var. *angolensis*) and *Hyperolius bocagei* (Steindachner 1867). The first Angolan species described by Bocage himself was *Rana bragantina* (currently a synonym of *Hoplobatrachus occipitalis* (Günther 1858)) based on a specimen sent by Bayão from Duque de Bragança (Bocage 1864), and eventually he described 11 new amphibian taxa and 12 new reptile taxa based on Bayão’s material, as well as adding several previously described taxa to the list of Angolan herpetofauna.

Wilhelm Peters (1815–1883), curator and director of the Berlin Museum also contributed to the study of the Malanje Province herpetofauna. This was largely based on the material collected during two German expeditions to Angola—one from 1873 to 1876 to the “Kingdom of Loango” Chinchoxo (Cabinda Province) and Loango (Malanje Province)—made by the *Afrikanischen Gesellschaft*, led by Paul Gussfeldt (1840–1920), in the company of Dr. Julius Falkenstein (1842–1917), Max Buchner (1846–1921) and Major Friedrich Wilhelm A. von Mechow (1831–1904); and the expedition of von Mechow and Major A. V. Homeyer to Malanje (Kwango River) and Pungo Andongo between 1879 and 1882. From the first expedition he described *Euprepes notabilis* Peters, 1879, currently considered as a synonym of *Trachylepis maculilabris* (Gray, 1845), based in part on a specimen from Pungo Andongo and, from the Malanje collection of Mechow,

TABLE 1. Amphibians and reptiles known to occur in Malanje Province. Only published records are included. Additional species known from the Province based on unpublished museum records are not included unless also supported by published records. For details on the specific localities of the records check the original reference or Marques et al. (*in press*).

Taxon	References
AMPHIBIANS	
ANURA	
Pipidae	
Genus <i>Xenopus</i> Wagler, 1827	
<i>Xenopus petersii</i> Bocage, 1895	Boulenger (1905); Monard (1938); Schmidt and Inger (1959); Loumont (1983); Ruas (1996); Ruas (2002); Ceriaco et al. (2014a); Ceriaco et al. (2014a, 2016a,b); This study.
Bufonidae	
Genus <i>Sclerophrys</i> Tschudi, 1838	
<i>Sclerophrys funerea</i> (Bocage, 1866)	Bocage (1866a, 1866b, 1882b, 1895, 1897); Loveridge (1957); Perret (1976a); Frost (1985, 2017); Ruas (1996, 2002).
<i>Sclerophrys gutturalis</i> (Power, 1927)	Ruas (1996, 2002).
<i>Sclerophrys pusilla</i> (Mertens, 1937)	Bocage (1866a, 1895); Boulenger (1882, 1905); Poynton and Haacke (1993); Ruas (1996, 2002); Ceriaco et al. (2014a, 2016b); this study.
Hyperoliidae	
Genus <i>Afrixalus</i> Laurent, 1944	
<i>Afrixalus fulvovittatus</i> (Cope, 1861)	Boulenger (1882).
<i>Afrixalus wittei</i> (Laurent, 1941)	Bocage (1866a, 1895); Perret (1976b); Ceriaco et al. (2016b); This study.
Genus <i>Hyperolius</i> Rapp, 1842	
<i>Hyperolius angolensis</i> Steindachner, 1867	Bocage (1866a, 1866b, 1893, 1895, 1897); Peters (1882b); Boulenger (1882, 1905); Laurent (1961); Ceriaco et al. (2014a, 2016b); This study.
<i>Hyperolius bocagei</i> Steindachner, 1867	Bocage (1873, 1895, 1897); Boulenger (1905); Ferreira (1906); Ceriaco et al. (2014b).
<i>Hyperolius cinnamomeoventris</i> Bocage, 1866	Bocage (1866a, 1866b, 1895, 1897); Laurent (1961); Schiøtz (1975); Perret (1976a); Frost (1985, 2017); Conradie et al. (2013); Ceriaco et al. (2016b); This study.
<i>Hyperolius concolor</i> (Hallowell, 1844)	Bocage (1866a, 1866b).
<i>Hyperolius fuscigula</i> Bocage, 1866	Bocage (1866a, 1866b, 1895, 1897); Perret (1976a).
<i>Hyperolius glandicolor</i> Peters, 1878	Bocage (1866a).
<i>Hyperolius nasutus</i> Günther 1865	Günther (1865b); Bocage (1866a, 1895, 1897); Boulenger (1882); Loveridge (1936a, 1936b, 1953, 1957); Schiøtz (1975); Frost (1985, 2017); Amiet (2005); Channing et al. (2013); Channing et al. (2013); Ceriaco et al. (2016b); This study.
<i>Hyperolius pusillus</i> (Cope, 1862)	Bocage (1866a, 1866b, 1895, 1897a); Boulenger (1905).
<i>Hyperolius quinquevittatus</i> Bocage, 1866	Bocage (1866a, 1866b, 1895); Schiøtz (1975); Perret (1976a); Frost (1985, 2014); Poynton and Broadley (1987); Pickersgill (2007a).
<i>Hyperolius steindachneri</i> Bocage, 1866	Bocage (1866a, 1866b, 1895, 1897); Loveridge (1936a); Perret (1976a); Frost (1985, 2017); Poynton and Haacke (1993).
Genus <i>Kassina</i> Girard, 1853	
<i>Kassina</i> cf. <i>maculosa</i> (Sternfeld, 1917)	Ceriaco et al. (2014a).
Arthroleptidae	
Genus <i>Arthroleptis</i> Smith, 1849	
<i>Arthroleptis xenochirus</i> Boulenger, 1905	Boulenger (1905); Laurent (1954b); Frost (1985, 2017); Ceriaco et al. 2016b); This study.
Genus <i>Leptopelis</i> Günther, 1859	
<i>Leptopelis bocagii</i> (Günther, 1864)	Günther (1865b); Bocage (1866a, 1895, 1897); Loveridge (1933, 1953, 1957); Schiøtz (1975); Perret (1976a); Frost (1985, 2017); Poynton and Broadley (1987); Largen (2001); Ceriaco et al. (2014b, 2016b); This study.
<i>Leptopelis viridis</i> (Günther, 1869)	Bocage (1873, 1895, 1897).
Ptychadenidae	
Genus <i>Ptychadena</i> Boulenger, 1917	
<i>Ptychadena anchietae</i> (Bocage, 1867)	Ceriaco et al. (2016b); This study.

TABLE 1. Continued.

Taxon	References
<i>Ptychadena guibei</i> Laurent, 1954	Ceríaco et al. (2016b); This study.
<i>Ptychadena oxyrhynchus</i> (Smith, 1849)	Bocage (1866a, 1895); Boulenger (1882, 1905); Ruas (1996); Ceríaco et al. (2016b); This study.
<i>Ptychadena porossisima</i> (Steindachner 1867)	Bocage (1866a, 1895); Boulenger (1882); Ruas (1996).
<i>Ptychadena subpunctata</i> (Bocage 1866)	Bocage (1886a, 1886b, 1895, 1897); Schmidt and Inger (1959); Perret (1976a); Poynton and Broadley (1985b); Frost (1985, 2017); Ruas (1996).
<i>Ptychadena taenioscelis</i> Laurent, 1954	Poynton and Haacke (1993); Ruas (1996).
<i>Ptychadena uzungwensis</i> (Loveridge, 1932)	Poynton and Haacke (1993).
Phrynobatrachidae Genus <i>Phrynobatrachus</i> Günther, 1862 <i>Phrynobatrachus parvulus</i> (Boulenger, 1905)	Boulenger (1905); Loveridge (1933); Marx (1958); Schmidt and Inger (1959); Poynton and Broadley (1985b); Frost (1985, 2017); Ruas (1996).
<i>Phrynobatrachus natalensis</i> (Smith, 1849)	Bocage (1866a, 1895); Günther (1865a); Boulenger (1882, 1905); De Witte (1919); Poynton and Haacke (1993); Ruas (1996, 2002); Ceríaco et al. (2014b, 2016b); This study.
Pyxicephalidae Genus <i>Amietia</i> Dubois, 1987 <i>Amietia angolensis</i> (Bocage, 1866)	Bocage (1866a, 1866b, 1895, 1897); Loveridge (1933, 1936b; 1953, 1957); Perret (1976a); Poynton and Broadley (1985b); Frost (1985, 2017); Ruas (1996); Largen (2001); Pickersgill (2007), Channing and Baptista (2013); Channing et al. (2016); Bocage (1895); Boulenger (1905); Ruas (1996).
Genus <i>Tomopterna</i> Duméril and Bibron, 1841 <i>Tomopterna tuberculosa</i> (Boulenger, 1882)	Günther (1865a, 1869); Boulenger (1882); Bocage (1895); Loveridge (1957); Schmidt and Inger (1959); Poynton and Broadley (1985b); Ruas (1996).
Dicroglossidae Genus <i>Hoplobatrachus</i> Peters, 1863 <i>Hoplobatrachus occipitalis</i> (Günther, 1858)	Bocage (1864, 1866a, 1895); Perret (1976a); Ruas (1996).
Ranidae Genus <i>Amnirana</i> Dubois, 1992 <i>Amnirana cf. darlingi</i> (Boulenger, 1902)	Ceríaco et al. (2016b); This study.
REPTILES TESTUDINES Testudinidae Genus <i>Pelomedusa</i> Cope, 1868 <i>Pelomedusa subrufa</i> (Bonnaterre, 1789)	Bocage (1895); Monard (1937b); Loveridge (1941a).
Genus <i>Pelusios</i> Wagler, 1830 <i>Pelusios nanus</i> Laurent, 1956	Ceríaco et al. (2004a).
<i>Pelusios rhodesianus</i> Hewitt, 1927	Bocage (1866a, 1866b, 1895); Loveridge (1941b); Broadley (1981); Ceríaco et al. (2014a).
Genus <i>Kinixys</i> Bell, 1827 <i>Kinixys belliana</i> Gray, 1831	Bocage (1866a, 1895); Loveridge and Williams (1957); Ceríaco et al. (2014a, 2016b); This study.
CROCODYLIA Crocodylidae Genus <i>Crocodylus</i> Laurenti, 1768 <i>Crocodylus niloticus</i> Laurenti, 1768	Günther (1865a); Ferreira (1903); Ceríaco et al. (2014a).
SQUAMATA Gekkonidae Genus <i>Chondrodactylus</i> Peters, 1870 <i>Chondrodactylus pulitzeriae</i> (Schmidt, 1933)	Ceríaco et al. (2014a).
Genus <i>Hemidactylus</i> Oken, 1817 <i>Hemidactylus longicephalus</i> Bocage, 1873	Bocage (1895, 1897); Loveridge (1947); Boulenger (1885); Loveridge (1947); Ceríaco et al. (2014a).
<i>Hemidactylus mabouia</i> (Moreau De Jonnés, 1818)	Bocage (1895); Boulenger (1905); Loveridge (1947); Ceríaco et al. (2016b); This study.

TABLE 1. Continued.

Taxon	References
<i>Hemidactylus</i> cf. <i>muriceus</i> Peters, 1870	Ceríaco et al. (2016b); This study.
Genus <i>Lygodactylus</i> Gray, 1864 <i>Lygodactylus angolensis</i> Bocage, 1896	Ceríaco et al. (2016b); This study.
Amphisbaenidae Genus <i>Monopeltis</i> A. Smith, 1848 <i>Monopeltis welwitschii</i> (Gray, 1865)	Gray (1865a, 1865b); Bocage (1895, 1897); Loveridge (1941b); Gans (1967, 2005); Broadley et al. (1976).
Lacertidae Genus <i>Ichnotropis</i> Peters, 1854 <i>Ichnotropis bivittata</i> Bocage, 1866	Bocage (1866a, 1895), Boulenger (1887, 1905, 1921); Ferreira (1903); Loveridge (1933, 1957); Bauer et al. (1995); Ceríaco et al. (2016b); This study.
Gerrhosauridae Genus <i>Gerrhosaurus</i> Wiegmann, 1828 <i>Gerrhosaurus multilineatus</i> Bocage, 1866	Bocage (1866a, 1866b); Peters (1881); Ceríaco et al. (2016b); This study.
<i>Gerrhosaurus</i> cf. <i>nigrolineatus</i> Hallowell, 1857	Bocage (1895); Ferreira (1903); Boulenger (1905); Bocage (1895); Ceríaco et al. (2014b).
Scincidae Genus <i>Lubuya</i> Horton, 1972 <i>Lubuya ivensii</i> (Bocage, 1879)	Bocage (1879a); Laurent (1964a); Branch and Haagner (1993); Wagner et al. (2012).
Genus <i>Panaspis</i> Cope, 1868 <i>Panaspis cabindae</i> (Bocage, 1866)	Ceríaco et al. (2016b); This study.
Genus <i>Sepsina</i> Bocage, 1866 <i>Sepsina angolensis</i> Bocage, 1866	Bocage (1866a,b, 1867, 1895, 1897); Boulenger (1905).
Genus <i>Trachylepis</i> Fitzinger, 1843 <i>Trachylepis acutilabris</i> (Peters, 1862)	Bocage (1895).
<i>Trachylepis affinis</i> (Gray, 1838)	Ferreira (1903).
<i>Trachylepis bayonii</i> (Bocage, 1872)	Bocage (1866a, 1872, 1895, 1897); Boulenger (1887, 1905); Bauer et al. (2003); This study.
<i>Trachylepis bocagii</i> (Boulenger, 1887)	Bocage (1866a, 1872, 1895); Boulenger (1887); Brygoo (1895); Bauer et al. (2003).
<i>Trachylepis maculilabris</i> (Gray, 1845)	Peters (1879); Bocage (1895); Loveridge (1957); Bauer et al. (2003); Ceríaco et al. (2014a).
<i>Trachylepis</i> cf. <i>megalura</i> (Peters, 1878)	Ceríaco et al. (2016b); This study.
<i>Trachylepis quinquetaeniata</i> (Lichtenstein, 1823)	Boulenger (1905).
<i>Trachylepis wahlbergii</i> (Peters, 1870)	Bocage (1866a, 1895); Ceríaco et al. (2016b); This study.
<i>Trachylepis</i> cf. <i>varia</i> (Peters, 1867)	Boulenger (1905); Ceríaco et al. (2016b); This study.
Varanidae Genus <i>Varanus</i> Merrem, 1820 <i>Varanus niloticus</i> (Linnaeus, 1758)	Bocage (Bocage 1879b, 1895); Mertens (1942); Manaças (1955); Bayles (2002); Ceríaco et al. 2014a, 2016b); This study.
Chamaeleonidae Genus <i>Chamaeleo</i> Laurenti, 1768 <i>Chamaeleo dilepis</i> Leach, 1819	Bocage (1895); Ceríaco et al. (2016b); This study.
<i>Chamaeleo gracilis etiennei</i> Schmidt, 1919	Bocage (1866a, 1895), Boulenger (1887, 1905); Ferreira (1904); Parker (1936); Ceríaco et al. (2014b).
Agamidae Genus <i>Agama</i> Daudin, 1802 <i>Agama aculeata</i> Merrem, 1820	Bocage (1866a; 1895; 1896).
<i>Agama congica</i> Peters, 1877	Bocage (1895); Hellmich (1957a); Ceríaco et al. (2014a).
<i>Agama planiceps schacki</i> Mertens, 1938	Boulenger (1885); Ferreira (1903); Boulenger (1905); Manaças (1963).

TABLE 1. Continued.

Taxon	References
Genus <i>Acanthocercus</i> Fitzinger, 1843 <i>Acanthocercus cyanocephalus</i> (Falk, 1925)	Peters (1881); Bocage (1866a, 1895); Boulenger (1885; 1905); Ferreira (1903); Monard (1937b); Ceríaco et al. (2014a, 2016b); This study.
Typhlopidae	
Genus <i>Afrotyphlops</i> Broadley and Wallach, 2009 <i>Afrotyphlops angolensis</i> (Bocage, 1866)	Bocage (1866a, 1866b, 1873, 1879b); Loveridge (1957); Laurent (1964b); Roux-Estève (1974a,b); Broadley and Wallach (2009); Wallach et al. (2014).
<i>Afrotyphlops lineolatus</i> (Jan, 1864)	Bocage (1873, 1895); Peters (1881); Monard (1937b); Bocage (1895); Monard (1937b).
Leptotyphlopidae	
Genus <i>Leptotyphlops</i> Fitzinger, 1843 <i>Leptotyphlops scutifrons</i> (Peters, 1854)	Bocage (1866a, 1873, 1895); Monard (1937b).
Genus <i>Namibiana</i> Hedges, Adalsteinsson and Branch, 2009 <i>Namibiana rostrata</i> (Bocage, 1886)	Broadley and Broadley (1999).
Viperidae	
Genus <i>Bitis</i> Gray, 1842 <i>Bitis arietans</i> (Merrem, 1820)	Bocage (1866a, 1895); Monard (1937b); Manaças (1981); Ceríaco et al. (2016b).
Genus <i>Causus</i> Wagler, 1830 <i>Causus bilineatus</i> Boulenger, 1905	Bocage (1866a, 1895); Monard (1937b); Manaças (1981); Rasmussen (2005).
<i>Causus rhombeatus</i> (Lichtenstein, 1823)	Günther (1865b); Peters (1881); Bocage (1895); Boulenger 1905; Monard (1937b); Manaças (1982); Rasmussen (2005); Ceríaco et al. (2016b).
Pythonidae	
Genus <i>Python</i> Daudin, 1803 <i>Python sebae</i> (Gmelin, 1789)	Ceríaco et al. (2016b).
Atractaspidae	
Genus <i>Atractaspis</i> Smith, 1849 <i>Atractaspis congica</i> Peters, 1877	Boulenger (1905); Laurent (1950b); Manaças (1982).
<i>Atractaspis irregularis</i> (Reinhardt, 1834)	Günther (1865b).
Genus <i>Polemon</i> Jan, 1858 <i>Polemon collaris</i> (Peters, 1881)	Peters (1881); De Witte and Laurent (1947); Hellmich (1957a); Chippaux (2006); Chirio and LeBreton (2007); Wallach et al. (2014).
Genus <i>Xenocalamus</i> Günther, 1868 <i>Xenocalamus mechowii</i> Peters, 1881	Peters (1881); De Witte and Laurent (1947); Chippaux (2006).
Lamprophiidae	
Genus <i>Boaedon</i> Duméril, Bibron and Duméril, 1854 <i>Boaedon</i> cf. <i>angolensis</i>	Bocage (1866a, 1895); Monard (1937b); Günther (1865b); Boulenger (1893, 1905); Monard (1937b); Ceríaco et al. (2016); This study.
Genus <i>Lycophidion</i> Fitzinger, 1843 <i>Lycophidion multimaculatum</i> Boettger, 1888	Bocage (1866a, 1895); Boulenger (1893); Broadley (1996b).
Genus <i>Psammophis</i> Boie, 1825 <i>Psammophis angolensis</i> (Bocage, 1872)	Peters (1877, 1881); Bocage (1895, 1897); Loveridge (1940, 1957); Broadley (1977b, 2002).
<i>Psammophis mossambicus</i> Peters, 1882	Boulenger (1905); Loveridge (1940); Broadley (2002); Ceríaco et al. (2016b).
Genus <i>Psammophylax</i> Fitzinger, 1843 <i>Psammophylax acutus</i> (Günther, 1888)	Günther (1865b; 1888, 1895); Bocage (1895); Boulenger (1896); Loveridge (1933); Monard (1937b); Broadley (1971); Chirio and Ineich (1991); Chippaux (2006); Wallach et al. (2014).
Genus <i>Prosymna</i> Gray, 1849 <i>Prosymna ambigua</i> (Bocage, 1873)	Bocage (1866a, 1873, 1895); Loveridge (1933, 1958); Monard (1937b); Broadley (1980); Chippaux (2006); Wallach et al. (2014); Ceríaco et al. (2016b); This study.
Elapidae	
Genus <i>Dendroaspis</i> Schlegel, 1848 <i>Dendroaspis jamesoni</i> (Traill, 1843) <i>Dendroaspis polylepis</i> Günther, 1864	Bocage (1895). Peters (1881); Ceríaco et al (2016b).

TABLE 1. Continued.

Taxon	References
Genus <i>Naja</i> Laurenti, 1768	
<i>Naja (Afronaja) nigricollis</i> Reinhardt, 1843	Peters (1881); Bocage (1895); Manaças (1981).
<i>Naja (Boulengerina) melanoleuca</i> Hallowell, 1857	Bocage (1866a, 1895); Ferreira (1900); Boulenger (1905); Manaças (1982).
<i>Naja (Uraeus) anchietae</i> Bocage, 1879	Ceríaco et al. (2014a, 2016b).
Colubridae	
Genus <i>Crotaphopeltis</i> Fitzinger, 1843	
<i>Crotaphopeltis hotamboeia</i> (Laurenti, 1768)	Bocage (1866a); Boulenger (1906); Ceríaco et al. (2016b); This study.
Genus <i>Dasyzeltis</i> Wagler, 1830	
<i>Dasyzeltis palmarum</i> (Leach, 1818)	Günther (1865b); Boulenger (1905); Monard (1937b); Gans (1959); Manaças (1973).
<i>Dasyzeltis scabra</i> (Linnaeus, 1758)	Ceríaco et al. (2016b); This study.
Genus <i>Dispholidus</i> Duvernoy, 1832	
<i>Dispholidus typus</i> (Smith, 1828)	Bocage (1866a, 1895); Peters (1881); Monard (1937b); Ceríaco et al. (2016b); This study.
Genus <i>Grayia</i> Günther, 1858	
<i>Grayia ornata</i> (Bocage, 1866)	Bocage (1866a, 1866b, 1895, 1897); Loveridge (1936a); Broadley (1983); Chippaux (2006); Chirio and LeBreton (2007); Wallach et al. (2014).
Genus <i>Philothamnus</i> Smith, 1840	
<i>Philothamnus dorsalis</i> (Bocage, 1866)	Bocage (1866b, 1882, 1895); Loveridge (1933)..
<i>Philothamnus heterolepidotus</i> (Günther, 1863)	Bocage (1866a, 1866b, 1882a, 1895); Boulenger (1905); Monard (1937b).
<i>Philothamnus irregularis</i> (Leach, 1819)	Günther (1865b); Bocage (1866a, 1882, 1895); Ferreira (1906); Monard (1937b).
Genus <i>Thelotornis</i> A. Smith, 1849	
<i>Thelotornis kirtlandii</i> (Hallowell, 1844)	Bocage (1866a, 1895); Loveridge (1944).
Natricidae	
Genus <i>Limnophis</i> Günther, 1865	
<i>Limnophis bicolor</i> Günther, 1865	Günther (1865a); Bocage (1866a, 1866b, 1895, 1897a, 1879a); Mertens (1963).
Genus <i>Natriciteres</i> Loveridge, 1953	
<i>Natriciteres bipostocularis</i> Broadley, 1962	Peters (1882); Peters (1895); Broadley (1966).
<i>Natriciteres olivacea</i> (Peters, 1854)	Bocage (1895); Boulenger (1905); Broadley (1966).

Peters (1881) described *Xenocalamus mechowii* and *Microsoma collare*, and later (Peters 1882a) *Hyperolius vermiculatus* (currently considered a member of the *Hyperolius angolensis* species complex) from Malanje.

At the beginning of the 20th century, the Portuguese explorer Francisco Newton (1864–1909) was hired by the Polytechnic Academy of Porto to lead an expedition to Angola, and from 1903 to 1905 he explored several provinces of Angola, including certain areas in Malanje. His collections were studied and partially published by Portuguese naturalist José Júlio Bettencourt Ferreira (1866–1948) in two papers (Ferreira 1904, 1906) resulting in the description of nine amphibians and one reptile, some of them particularly problematic (Ceríaco et al. 2014b). At about the same time, William John Ansorge (1850–1913), who explored the Congo Basin, also collected extensively in Angola, including in Malanje Province, from 1903 to 1905. Ansorge's collections were sent to the British Museum (Natural History) where they were studied and published on by Boulenger (Boulenger 1905, 1907a,b, 1915), although only the 1905 paper mentioned Malanje specimens.

After the discovery and description of the endemic Giant Sable (Thomas 1916), the Province became of great interest to foreign museums and institutions that planned expeditions to Malanje to collect specimens of the sable. Surprisingly, however, almost no published herpetological records exist for the province during the rest of the 20th century. In 1925, Arthur S. Vernay (1877–1960) organized an expedition to Angola to collect zoological specimens for the AMNH, with the special aim of collecting specimens of Giant Sable. A large collection of amphibians and reptiles resulted from this expedition, of which only the snakes were studied and published on by Charles M. Bogert (1908–1992) (Bogert 1940). Although the expedition explored Malanje, no data regarding amphibians or reptiles of the province were ever published, and Bogert's (1940) paper on the snakes did not include any material from Malanje. In August 1930, Harold T. Green (1896–1967) led a three-month expedition to Malanje Province promoted by the Academy of Natural Sciences of Philadelphia (ANSP), again to collect Giant Sable, and some reptiles and amphibians were collected. This small




FIG. 2. A) Peters' Platanna, *Xenopus petersii* Bocage, 1895; B) Ventral pattern of Peters' Platanna, *Xenopus petersii* Bocage, 1895; C) Guinean Snout-Burrower, *Hemisus guineensis* Cope, 1865; D) Mertens' Striped Toad, *Sclerophrys pusilla* (Mertens, 1937); E) Darling's Frog, *Amnirana* cf. *darlingi* (Boulenger, 1902); F) Anchieta's Ridged Frog, *Ptychadena anchietae* (Bocage, 1868); G) Thigh coloration and pattern of Anchieta's Ridged Frog, *Ptychadena anchietae* (Bocage, 1868); H) Guibe's Ridged Frog, *Ptychadena guibeii* Laurent, 1954. All photos from Cangandala National Park.

collection, still extant in the ANSP, was likewise never published upon. Gert Hermann Heinrich (1896–1984), led the Conover Angola Expedition sponsored by the Chicago Natural History Museum (now Field Museum of Natural History, FMNH), which explored different areas in Angola, including Malanje, from 1953 to 1955. A total of 560 herpetological specimens were collected but, with the exception of some lacertids studied by Marx (1956), the collection was never properly studied.

Possibly the first herpetological collection made in Malanje following the end of the Angolan Civil War was that based on an Environmental Impact Assessment (EIA) associated with the construction of the Capanda Dam. From January to April 2003, a team comprising researchers from the Museu Nacional de História Natural of Luanda (MNHNL), the Gabinete de Aproveitamento do Médio Kwanza (GAMEK), and private EIA contractors, collected material in the area to be flooded by the dam. Those specimens were deposited in the collections of the MNHNL and studied by Ceriaco et al. (2014a), resulting in considerable range extensions for several species. Recent surveys (July 2016, March 2017) in the area influenced by the Laúca Hydroelectric Dam, on the Kwanza River, in the southwest of the Province, have also resulted in important new collections, with additions of species new to the Province, the country and for science (Marques et al., unpubl.).

MATERIALS AND METHODS

We conducted herpetological surveys in Malanje Province from 12–30 September 2015 in Cangandala National Park and nearby areas. In each area, we attempted to opportunistically sample a diversity of habitat types, during both day and night. We captured specimens using nooses and rubber bands, or by hand during both diurnal and nocturnal surveys. All specimens were euthanized following an approved IACUC protocol (CAS #2014-2), preserved in 10% buffered formalin in the field, and then transferred to 70% ethanol for storage. Liver tissues were preserved in 95% ethanol and RNALater. Voucher specimens and tissue samples are deposited in the herpetological collection of the California Academy of Sciences, with a subset of specimens housed at INBAC in Kilamba, Angola (pending cataloging and accession numbers). In some cases, we further confirmed species identifications by sequencing the mitochondrial 16S ribosomal RNA gene. A complete list of all amphibian and reptile species reported from Malanje Province was also assembled (Table 1). This list, including localities and associated bibliographic references was based on the ongoing project for the first atlas of the Angolan amphibians and reptiles (Marques et al., *in press*). These, however, include only published records and do not take into account specimens housed in different museums that have not been published upon.

RESULTS

A total of 460 specimens were collected during the expedition, representing 10 amphibian genera and 14 reptile genera. Many of the species collected likely represent complexes of species, including undescribed taxa. Molecular phylogenetic and systematic studies that are in progress will likely result in taxonomic revisions and description of new species. In the following species accounts, we provide information on CAS voucher specimens, localities, and natural history. Latitude, longitude (in decimal degrees) and elevation (in meters) of the

collection site are provided in each species account. In addition, when appropriate, we provide brief taxonomic or geographic notes.

SPECIES ACCOUNTS

Amphibia

Anura

Pipidae

Xenopus petersii Bocage, 1895

PETERS' PLATANNA – Fig. 2A,B

Material.—53 specimens: CNP, Park Headquarters [-9.81942°, 16.65386°, 1089 m]: CAS 258438–40; CNP, along park entrance road, 200 m W of park headquarters [-9.81978°, 16.65197°, 1085 m]: CAS 258441; CNP, along park entrance road [-9.81894°, 16.64906°, 1088 m]: CAS 258442–52; 1.4 km NW (by air) of CPN, Park Headquarters [-9.81161°, 16.64381°, 1082 m]: CAS 258453–57, 258477; CNP, pond along entrance road [-9.81944°, 16.64942°, 1100 m]: CAS 258458–76; CNP [9.82689°, 16.65003°, 1100 m]: CAS 258477–83, [-9.81986°, 16.65267°, 1079 m]: CAS 258484–88, 260965.

Comments.—A recent molecular phylogeny by Furman et al. (2015) clarified the distribution of the various lineages presented within the *X. laevis* group. This led to the recognition of *X. laevis* sensu stricto, *X. petersii*, *X. victorianus* Ahl, 1924 and *X. poweri* Hewitt, 1927 as full species, and the western Central African populations (including the central and western Angolan populations) as *X. petersii*. All of our specimens were collected in natural and artificial ponds, where they occurred in high densities. The species is already known from several localities in Malanje Province (see Marques et al., *in press*).

Hemisotidae

Hemismus guineensis Cope, 1865

GUINEAN SNOOT-BURROWER – Fig. 2C

Material.—17 specimens: CNP, Park Headquarters [-9.81942°, 16.65386°, 1089 m]: CAS 258489–12; CNP [-9.81867°, 16.65511°, 1091 m]: CAS 258513–28, [-9.81783°, 16.65747°, 1097 m]: CAS 258529–32, [-9.81864°, 16.65536°, 1082 m]: CAS 258533–36, [-9.81914°, 16.65453°, 1084 m]: CAS 258537–39, [-9.81914°, 16.65453°, 1084 m]: CAS 258540–41.

Comments.—*Hemismus guineensis* is part of a larger complex of cryptic species and the patterns of variation across Africa remain poorly documented (Onadeko and Rödel 2009; Rödel and Ernst 2003). We identify CNP material as *H. guineensis* based on the speckled dorsal pattern (marbled in *marmoratus*, see Channing 2001). This is the first report of the genus for Malanje Province, although records of both *H. guineensis* and *H. marmoratus* exist for the neighboring provinces and generally across Angola (Marques et al., *in press*).

Bufonidae

Sclerophrys pusilla (Mertens, 1937)

MERTENS' STRIPED TOAD – Fig. 2D

Material.—18 specimens: CNP [-9.82828°, 16.64381°, 1082 m]: CAS 258571, [-9.81936°, 16.65439°, 1089 m]: CAS 258572–74, [-9.86900°, 16.69131°, 1092 m]: CAS 258575, [-9.81758°, 16.65878°, 1099 m]: CAS 258576, [-9.81914°, 16.65453°, 1084 m]: CAS 258577, [-9.81961°, 16.64908°, 1075 m]: CAS 258578, [-9.81865°, 16.65536°, 1082 m]: CAS 258579, [-9.81933°, 16.65403°, 1097 m]: CAS 258580–82, [-9.73281°, 16.78794°, 1143 m]: CAS 258583, [-9.72261°, 16.77703°, 1117 m]: CAS 258584; CNP, Vicinity of

Park Headquarters [-9.81917°, 16.65436°, 1089 m]: CAS 258585; Right bank of Kwanza River [-9.88478°, 16.28628°, 1013 m]: CAS 258586; Camassa west side of the highway, near the road to Kwanza bridge [-9.87622°, 16.28694°, 1058 m]: CAS 258587.

Comments.—Poynton et al. (2016) restricted *S. maculata* (Hallowell, 1854) to western African from Senegal to western Cameroon, and suggested that *S. pusilla* represents other populations previously assigned to *S. maculata* found in eastern and southern Africa, including Angola. The species is already known from Malanje Province (see Table 1) and has a wide distribution across the central-south regions of the country (Marques et al., *in press*).

Ranidae

Amnirana cf. *darlingi* (Boulenger, 1902)

DARLING'S FROG – Fig. 2E

Material.—4 specimens: CNP [-9.72133°, 16.77725°, 1013 m]: CAS 258627, [-9.72161°, 16.77719°, 1126 m]: CAS 258630–32.

Comments.—*Amnirana darlingi* was originally described by Boulenger (1902) based on material from Zimbabwe. The taxonomy of this species has been mostly stable since its description (apart from generic allocation, see Olivier et al. 2015), but Channing (2001) suggested that specimens from northeast Zambia, morphologically similar to our material, may represent a different species based on differences in coloration and size. While molecular studies are currently assessing the specific identity of the Angolan populations of *A. darlingi* (G. Jongmsa, pers. comm.), it is possible that the name *Rana albolabris adiscifera* may be available for it. This taxon was erected by Schmidt and Inger (1959) based on specimens from Chitau (Bié Province, less than 200 km south of Cangandala) and later synonymized with *Rana darlingi* (Boulenger, 1902) by Laurent (1964a). This is the first record of this species for Malanje Province.

Ptychadenidae

Ptychadena anchietae (Bocage, 1868 “1867”)

ANCHIETA'S RIDGED FROG – Fig. 2FG

Material.—5 specimens: CNP, along park entrance road, ca 200 m W of park headquarters [-9.81978°, 16.65197°, 1085 m]: CAS 258588; road from Cangandala to CNP [-9.81814°, 16.61989°, 1077 m]: CAS 258591; CNP, pond along entrance road [-9.81944°, 16.64942°, 1100 m]: CAS 258597–99.

Comments.—Originally described based on specimens from “Benguella,” and sometimes confused with *P. oxyrhynchus* and *P. mascariensis*, its validity was established by Perret (1976a) and Poynton and Broadley (1985b). As currently recognized, the species extends through central and southern Africa to Kenya and Somalia and may contain cryptic species diversity (Bwong et al. 2009; Dehling and Sinsch 2013). The specimens collected in Cangandala National Park, represent the first record for Malanje Province, although specimens are known from other localities in Angola (see Marques et al., *in press*). Our material was found in syntopy with *P. oxyrhynchus* (Smith, 1849) (see below) in small natural and artificial ponds.

Ptychadena guibei Laurent, 1954

GUIBE'S RIDGED FROG – Fig. 2H

Material.—2 specimens: CNP, Cuqui River [-10.02128°, 16.71292°, 1047 m]: CAS 258592; CNP [-9.72133°, 16.71058°, 1013 m]: CAS 258626.

Comments.—Originally described as *Ptychadena chrysogaster guibei* by Laurent (1954a) from “Muita (Luembe E)” in Lunda

Norte Province, Angola, it was later elevated to full species by Poynton and Broadley (1985b). The two specimens collected in this survey represent the first record for the province and the westernmost records of the species in the country. To date, the species is otherwise only known from two localities in Lunda Norte Province, and one locality in Moxico Province (Laurent 1950a, 1954a, 1964a; Poynton and Broadley 1985b; Ruas 1996; Schmidt and Inger 1959; and see also Marques et al., *in press*).

Ptychadena oxyrhynchus (Smith, 1849)

SHARP-NOSED RIDGED FROG – Fig. 3A

Material.—8 specimens: Road from Cangandala to CNP [-9.81814°, 16.61989°, 1077 m]: CAS 258589; CNP, pond along entrance road [-9.81944°, 16.64942°, 1100 m]: CAS 258600–02; CNP [-9.82689°, 16.65003°, 1089 m]: CAS 2586005, [-9.81956°, 16.64925°, 1013 m]: CAS 2586023–25.

Comments.—This species is widely distributed across sub-Saharan Africa in areas of moist savanna, circum-forest savanna, in secondary vegetation with tall herbaceous vegetation, and in marshy and agricultural areas (Ruas 1996; Schmidt and Inger 1959). It is relatively common in Angola, except in the arid and semiarid areas in southern regions of the country, and it is known from Pungo Andongo and Duque de Bragança (currently Kalandula) in Malanje Province (see Marques et al., *in press*). The species strongly resembles *P. anchietae* and *P. mascariensis* (Duméril and Bibron, 1841) with which it has been confused in the past but can be distinguished from those species by its distinct coloration and the lack of markings along the jaw and thigh (Perret 1976a).

Hyperoliidae

Afrixalus wittei (Laurent, 1941)

DE WITTE'S SPINY REED FROG

Material.—1 specimen: CNP, Cuqui River [-10.02183°, 16.70869°, 1055 m]: CAS 258644.

Comments.—A single specimen collected in a floodplain near the Cuqui River represents the second record for Angola. The only previous record is based on a specimen from “Duque de Bragança” (currently Kalandula) in Malanje Province that was originally identified as *Hyperolius fulvovittatus* by Bocage (1866a) and later corrected to *Afrixalus wittei* by Perret (1976b). The species is known from tropical lowland savannas from the southern DRC east to Zambia and is also expected to occur in eastern Angola (Channing 2001).

Hyperolius angolensis Steindachner, 1867

ANGOLAN REED FROG – Fig. 3B

Material.—4 specimens: CNP, vicinity of park headquarters [-9.81810°, 16.65535°, 1092 m]: CAS 258645–48.

Comments.—This species was initially described by Steindachner (1867) based on a single specimen from “Angola,” restricted to “Duque de Bragança” (currently Kalandula), in Malanje Province by Ceriaco et al. (2014a). The Angolan Reed Frogs have a complex taxonomic and nomenclatural history, being identified by dozens of names and combinations during the last 150 years (see Marques et al., *in press* for a complete list of the chrysonyms used for Angolan material). Although *Hyperolius parallelus* Günther, 1858 appears to be an earlier name for this taxon, the type series contains material from both South Africa and Angola (see Günther 1859 “1858”). It is unlikely that the material from South Africa is conspecific with that from Angola. Instead, it may belong to *Hyperolius marmoratus* Rapp,




FIG. 3. A) Sharp-nosed Ridged Frog, *Ptychadena oxyrhynchus* (Smith, 1849); B) Angolan Reed Frog, *Hyperolius angolensis* Steindachner, 1867; C) Cinnamon-bellied Reed Frog, *Hyperolius cinnamomeiventris* Bocage, 1866; D) Long-Nosed Reed Frog, *Hyperolius nasutus* Günther, 1865; E) Bocage's Tree Frog, *Leptopelis bocagii* (Günther, 1865); F) Plain Squeaker, *Arthroleptis xenochirus* Boulenger, 1905; G) Orange morph of Natal Dwarf Puddle Frog, *Phrynobatrachus natalensis* (Smith, 1849); H) Green morph of Natal Dwarf Puddle Frog, *Phrynobatrachus natalensis* (Smith, 1849). All photos from Cangandala National Park.

1842, which suggests that a review of the original type material is necessary. We follow our previous interpretations (Ceríaco et al. 2014a, Marques et al., *in press*) by continuing to recognize *H. angolensis*.

***Hyperolius cinnamomeoventris* Bocage, 1866**

CINNAMON-BELLIED REED FROG – Fig. 3C

Material.—2 specimens: CNP [-9.72242°, 16.77778°, 1140 m]: CAS 258631, [-9.81161°, 16.64381°, 1082 m]: CAS 258636.

Comments.—Long known to refer to a species complex (Bell et al. 2015, 2017; Lötters et al. 2004; Schick et al. 2010), *H. cinnamomeoventris* was originally described from “Duque de Bragança,” (currently Kalandula) in Malanje Province (Bocage 1866b). This is the same locality from which Bocage (1866b) described *Rappia* [= *Hyperolius*] *tristis*, considered a synonym by Laurent (1943, 1947) and Perret (1976). Our material agrees entirely with the original description. The species is widespread throughout the neighboring provinces of Lunda Norte, Kwanza-Norte, Kwanza-Sul, and Benguela, and other records for the province exist (see Marques et al., *in press*). Recent work by Bell et al. (2017) suggests that further revision of this species complex may be necessary.

***Hyperolius nasutus* Günther, 1865**

LONG-NOSED REED FROG – Fig. 3D

Material.—20 specimens: Cangandala National Park, along park entrance road, ca 200 m W of park headquarters, [-9.81978°, 16.65197°, 1084 m]: CAS 258649–67; Cangandala National Park, along park entrance road [-9.81894°, 16.66558°, 1088 m]: CAS 258669.

Comments.—Originally described by Günther (1865a) based on one specimen from “Duque de Bragança” (currently Kalandula) in Malanje Province, these small frogs form a species complex with several associated names (see Amiet 2005 and Channing et al. 2002). A recent revision of the complex by Channing et al. (2013) based on molecular and morphological data and advertisement calls, included specimens of the nominotypical form collected previously in the CNP, and suggested that nominotypical *nasutus* is mostly confined to northern Botswana and northern Angola. Some of the specimens collected were young juveniles and were mostly collected in swampy areas. The species is known from the surrounding provinces, but also from Huambo, Benguela, Huíla, Cunene, and Cuando-Cubango (see Marques et al., *in press*).

Arthroleptidae

***Leptopelis bocagii* (Günther, 1865)**

BOCAGE’S TREE FROG – Fig. 3E

Material.—43 specimens: CNP [-9.81850°, 16.65556°, 1105 m]: CAS 258542–47, [-9.81783°, 16.65747°, 1097 m] – CAS 258543–44, [-9.81956°, 16.66594°, 1073 m]: CAS 258548–52, [-9.81928°, 16.65403°, 1101 m]: CAS 258553–54, 258558, [-9.81864°, 16.65536°, 1082 m]: CAS 258555–57, [-9.81889°, 16.65369°, 1084 m]: CAS 258559–61, [-9.81942°, 16.65492°, 1101 m]: CAS 258562–64, [-9.81933°, 16.65403°, 1097 m]: CAS 258565–67, [-9.81969°, 16.65206°, 1092 m]: CAS 25856–70.

Comments.—*Leptopelis bocagii* was described by Günther (1865a) based on a specimen from “Duque de Bragança” [= Duque de Bragança] (currently Kalandula) in Malanje Province. This species is widespread in southern and central Africa (Channing 2001), but may comprise several cryptic species (Amiet 2012; Largen 1977). Poynton and Broadley (1987) described a similar

species, *Leptopelis parvocagii* based on five specimens collected at Mabwe on the eastern shore of Lake Upemba, Zaire, currently the DRC. The distribution of *L. parvocagii* overlaps that of *L. bocagii*, which extends east from Angola and DRC to Malawi, Zambia, and Mozambique, although doubts remain as to differentiating these species (Schjøtz 1999; Schjøtz and Van Daele 2003).

Ceríaco et al. (2014b) reviewed the complex history regarding the original description of *Leptopelis bocagii* and the uncertainties regarding the number and whereabouts of the type material. We subsequently located a specimen of *Leptopelis bocagii* from “Angola” in the collection of the Musée d’Histoire Naturelle de la Ville de Genève (MHNG), Switzerland, that might be one of the three syntypes of the species, or at least, the second specimen mentioned by Günther in his letters to Bocage (see Ceríaco et al. 2014b). This specimen is morphologically similar to our material from CNP. As already noted by Parker (1936) and Poynton and Broadley (1987), the dorsal pattern is highly variable, even within the specimens collected in Cangandala, and this trait is not sufficient for diagnosis on its own. The species was abundant just after rain on the ground and in vegetation.

***Arthroleptis xenochirus* Boulenger, 1905**

PLAIN SQUEAKER – Fig. 3F

Material.—12 specimens: CNP, Park Headquarters [-9.81942°, 16.65386°, 1089 m]: CAS 258612–16; CNP [-9.81942°, 16.65386°, 1089 m]: CAS 258617–22, [-9.81894°, 16.65489°, 1088 m]: CAS 258643.

Comments.—This species is well documented from northeastern Angola (Channing 2001). It is possible that more than one species may occur within the currently recognized range (see Marques et al., *in press*). This species was commonly found on the ground during rains.

Phrynobatrachidae

***Phrynobatrachus natalensis* (Smith, 1849)**

NATAL DWARF PUDDLE FROG – Fig. 3G,H

Material.—20 specimens: CNP, Cuqui River [-10.02128°, 16.71292°, 1047 m]: CAS 258593, 258637, [-9.97906°, 16.59694°, 1065 m]: CAS 258594–96; Right bank of Kwanza River [-9.88478°, 16.28628°, 1013 m]: CAS 258606–10; CNP [-9.72133°, 16.71058°, 1013 m]: CAS 258628–29, [-9.81814°, 16.61989°, 1077 m]: CAS 258633–35, [-9.82517°, 16.79942°, 1102 m]: CAS 258640, [-9.72261°, 16.77703°, 1117 m]: CAS 258641–42.

Comments.—*Phrynobatrachus natalensis* is a widespread species in the savanna and grassland regions of sub-Saharan Africa extending across much of southern Africa. Zimkus et al. (2010) and Zimkus and Schick (2010) discussed the nature of nominal *P. natalensis* as a species complex and indicated that this taxon contains multiple undescribed species (Lara 2016). The species was commonly found near the margins of small ponds and river margins, as well on the moist ground after rain.

Reptilia

Testudinidae

***Kinixys belliana* Gray, 1830**

BELL’S HINGE-BACK TORTOISE – Fig. 4A

Material.—1 specimen: 13.67 km SW (by road) of Cangandala [-9.84233°, 16.31733°, 1086 m]: CAS 258437.

Comments.—The precise delineation of the distribution of *Kinixys* species in Angola remains unclear, and genetic data will be necessary to establish species boundaries (U. Fritz, pers.




FIG. 4. A) Bell's Hinge-back Tortoise, *Kinixys belliana* Gray, 1830; B) Male Blue-headed Ridgeback Agama, *Acanthocercus cyanocephalus* (Falk, 1925); C) Common African Flap-necked Chameleon, *Chamaeleo dilepis* (Leach, 1819); D) Tropical House Gecko, *Hemidactylus mabouia* (Moreau de Jonnés, 1818); E) Guinea Split-toed Gecko, *Hemidactylus* cf. *muriceus* Peters, 1870; F) Angolan Dwarf Gecko, *Lygodactylus angolensis* Bocage, 1896; G) Cabinda Snake-eyed Skink, *Panaspis cabindae* (Bocage, 1866); H) Long Tailed Skink, *Trachylepis* cf. *megalura* (Peters, 1878). All photos from Cangan-dala National Park.

comm.). Doubts have existed regarding how many species of this genus occur in the country and which is their distribution within Angolan borders, with several authors presenting contradictory interpretations (Branch 2008; Fritz and Havaš 2007; Mifsud and Stapleton 2014; Turtle Taxonomy Working Group 2017; Vetter 2011); for a more detailed review on the topic, see Marques et al., *in press*). However, Kindler et al. (2012) provided molecular evidence that *K. belliana* comprises at least three deeply divergent lineages and considered the Angolan populations to represent the nominotypic form.

Ceríaco et al. (2016a) considered the Cangandala *Kinixys* to belong to *K. spekii*. However, we now tentatively assign the Cangandala population to *K. belliana* (U. Fritz, pers. comm.). Genetic analyses will facilitate comparison of this material to other known lineages (Fritz et al., unpubl.). During our field survey, we encountered poachers with a live specimen intended for the local bush meat market.

Squamata

Agamidae

Acanthocercus cyanocephalus (Falk, 1925)

BLUE-HEADED RIDGEBACK AGAMA – Fig. 4B

Material.—9 specimens: CNP, Park Headquarters [-9.81942°, 16.65386°, 1089 m]: CAS 258430–31; CNP, vicinity of park headquarters [-9.81887°, 16.65415°, 1096 m]: CAS 258428, [-9.81892°, 16.65410°, 1106 m]: CAS 258429, [-9.81858°, 16.65403°, 1089 m]: CAS 258433–34, [-9.81922°, 16.65414°, 1094 m]: CAS 258435; CNP [-9.86869°, 16.74736°, 1094 m]: CAS 258432; 13.67 km SW (by road) of Cangandala [-9.84233°, 16.31733°, 1086 m]: CAS 258436.

Comments.—Wagner et al. (2018) revised the Angolan *Acanthocercus* and presented evidence that most Angolan populations may be referable to the forgotten name *A. cyanocephalus* proposed by Falk (1925) based on Angolan material. This arboreal species occurs throughout most of the country with exception of the arid southwest and the northwestern regions, as well as in portions of neighboring countries (Marques et al., *in press*).

Chamaeleonidae

Chamaeleo dilepis (Leach, 1819)

COMMON AFRICAN FLAP-NECKED CHAMELEON – Fig. 4C

Material.—12 specimens: CNP, Park Headquarters [-9.81942°, 16.65386°, 1089 m]: CAS 258363–65; CPN, 0.25 km ENE (by rd) of park headquarters [-9.81836°, 16.65606°, 1116 m]: CAS 258371; CNP, Park Headquarters [-9.81942°, 16.65386°, 1089 m]: CAS 258366–67, [-9.81942°, 16.65386°, 1089 m]: CAS 258368, [-9.81942°, 16.65386°, 1089 m]: CAS 258369–70; CNP [-9.82358°, 16.64431°, 1085 m]: CAS 258372, [-9.81450°, 16.68267°, 1093 m]: CAS 258373, [-9.78831°, 16.72969°, 1106 m]: CAS 258374.

Comments.—In Angola, *C. dilepis* is widely distributed across most of the country. Despite its wide range this is only the second recorded locality for the species in the Malanje Province (Table 1), but localities are known from many other provinces (Marques et al., *in press*). The species is locally feared and erroneously believed to be highly venomous by the locals.

Gekkonidae

Hemidactylus mabouia (Moreau de Jonnés, 1818)

TROPICAL HOUSE GECKO – Fig. 4D

Material.—1 specimen: CNP, vicinity of park headquarters [-9.81810°, 16.65535°, 1092 m]: CAS 258427.

Comments.—As currently recognized, the widespread and human commensal *Hemidactylus mabouia* is part of a complex of many species (Vences et al. 2004). Several names are currently in the synonymy of *H. mabouia*, but ongoing work will likely elevate some of these to full species (I. Agarwal et al., unpubl.). Cangandala specimens, similar to Angola populations in general, appear to belong to *H. mabouia* sensu stricto (I. Agarwal, pers. comm.). The species is widespread in Africa and is commonly found around human settlements in both natural and altered habitats and its range is known to have expanded accordingly (Kluge 1969). In Angola, it occurs mainly in the north of the country, but also along the coast, including the Cabinda enclave. It is broadly sympatric with *Hemidactylus longicephalus* Bocage, 1873 throughout much of its range (see Marques et al., *in press*).

Hemidactylus cf. *muriceus* Peters, 1870

GUINEA SPLIT-TOED GECKO – Fig. 4E

Material.—17 specimens: CNP, Park Headquarters [-9.81942°, 16.65386°, 1089 m]: CAS 258410; CNP [-9.85464°, 16.70978°, 1096 m]: CAS 258411; [-9.85547°, 16.70892°, 1101 m]: CAS 258412, [-9.81161°, 16.64381°, 1085 m]: CAS 258413, [-9.84581°, 16.72036°, 1106 m]: CAS 258414, [-9.84703°, 16.72125°, 1121 m]: CAS 258415, [-9.83558°, 16.72125°, 1067 m]: CAS 258416, [-9.83600°, 16.68108°, 1102 m]: CAS 258417, [-09° 50' 09.6" S, 16° 40' 51.9" E, 1102 m]: CAS 258418, [-9.83831°, 16.67494°, 1113 m]: CAS 258419, [-9.78608°, 16.73211°, 1122 m]: CAS 258420, [-9.80961°, 16.65533°, 1082 m]: CAS 258421, [-9.81011°, 16.65564°, 1059 m]: CAS 258422, [-9.81653°, 16.66208°, 1108 m]: CAS 258423, [-9.80972°, 16.65631°, 1090 m]: CAS 258424; CNP, Park Headquarters [-9.81942°, 16.65386°, 1089 m]: CAS 258425–25826.

Comments.—The identity of *H. muriceus* and its taxonomic relationships with other members of the genus have long been problematic (Bauer et al. 2006; Henle and Böhme 2003; Perret 1975). Preliminary molecular data reveals that within the *muriceus* group there are several deeply divergent lineages, and that the Angolan specimens do not belong to the nominotypic form that occurs in Guinea. The only other known Angolan records of this “*muriceus*-like” species are from Malanje Province, from the “Cuango = Quango river” (Bocage 1895; Peters 1881). Our specimens were collected in and under fallen logs, under bark and on the ground, which suggests a chiefly terrestrial lifestyle for the species.

Lygodactylus angolensis Bocage, 1896

ANGOLAN DWARF GECKO – Fig. 4F

Material.—9 specimens: CNP, Park Headquarters [-9.81942°, 16.65386°, 1089 m]: CAS 258354–56, [-9.81942°, 16.65386°, 1089 m]: CAS 258357, [-9.81942°, 16.65386°, 1089 m]: CAS 258358, [-9.81942°, 16.65386°, 1089 m]: CAS 258359, [-9.81942°, 16.65386°, 1089 m]: CAS 258360, [-9.81942°, 16.65386°, 1089 m]: CAS 258361; CNP [-9.81011°, 16.65564°, 1059 m]: CAS 258362.

Comments.—The distribution of *Lygodactylus angolensis* is poorly known in much of its range. Pasteur (1964) provided a map indicating that *L. angolensis* occupies a wide range from eastern to south-central regions of Angola where it might be sympatric with *Lygodactylus capensis* (Smith, 1849). The specimens collected in Cangandala National Park represent the first record of the species in Malanje Province and a northern range extension for the species in Angola. The species was relatively common basking in human dwellings and individuals were observed preying on stingless bees of the genus *Trigona*, waiting close to the tube-shaped hive and quickly attacking when the bees entered or left.

Scincidae***Panaspis cabindae* (Bocage, 1866)**

CABINDA SNAKE-EYED SKINK – Fig. 4G

Material.—5 specimens: CNP [-9.85464°, 16.71003°, 1104 m]: CAS 258403–04, [-9.83497°, 16.68150°, 1052 m]: CAS 258405, [-9.75842°, 16.80061°, 1102 m]: CAS 258406, [-9.81500°, 16.67800°, 1122 m]: CAS 258407.

Comments.—A recent molecular phylogeny by Medina et al. (2016) shows that *P. cabindae* has an extensive distribution from the DRC to southern Angola. However, our preliminary molecular analyses based on the mitochondrial 16S and ND2 genes on several populations of *P. cf. cabindae* in Angola show a considerable degree of structure, potentially comparable to that found within the *P. wahlbergii* species complex by Medina et al. (2016). Further investigation is needed to assess the existence of putative cryptic species within *P. cabindae*. The newly collected material represents the first record of the species for Malanje Province, although the species has been recorded from several locations in the neighboring provinces of Bengo, Kwanza-Norte, and Kwanza-Sul (Marques et al., *in press*). Elsewhere in Angola, this species occurs along the coastal provinces from Cabinda to Namibe Province. The species was commonly found on the ground under leaves or logs.

***Trachylepis bayonii* (Bocage, 1872)**

BAYÃO'S SKINK

Material.—3 specimens: CNP, Park Headquarters [-9.81942°, 16.65386°, 1089 m]: CAS 258357; CNP [-9.82689°, 16.65003°, 1089 m]: CAS 258387; right bank of the Kwanza River [-9.88525°, 16.28722°, 1005 m]: CAS 258388.

Comments.—This species, originally described by Bocage (1870) from “Duque de Bragança” (currently Kalandula) in Malanje Province, was later (Bocage 1895) split into two different varieties – variety *A*, from around the type locality, and variety *B*, from the highlands of Huíla in southwestern Angola. Variety *B* was later described by Laurent (1964a), as a subspecies, *Mabuya bayoni huilensis*. A third extralimital subspecies – *Trachylepis bayoni keniensis* (Loveridge, 1956) – is recognized by some authors (Menegon and Spawls 2013; Spawls et al. 2004). Our material is referable to the nominotypical form, and our records lie approximately 120 km southeast of the type locality. In Angola, this species mainly occurs in the central and southwestern regions of the country. This is the second locality for this species in Malanje Province, but localities are known from many other provinces (Marques et al., *in press*). Our specimens were initially confounded with *Trachylepis striata* and thus not included in Ceríaco et al. (2016b).

***Trachylepis cf. megalura* (Peters, 1878)**

LONG-TAILED SKINK – Fig. 4H

Material.—1 specimen: CNP [-9.84606°, 16.72233°, 1101 m]: CAS 258401.

Comments.—This slender, long-tailed skink is apparently related to the morphologically similar *Trachylepis megalura*. The presence of a *megalura*-group skink in Angola was previously reported by Laurent (1964a). According to Laurent (1964a), the specimens from “Alto Cuílo” differed from typical *T. megalura* by lacking the distinctive lateral line and having separated supranasal scales. The author assumed that the specimen from Alto Cuílo, together with some specimens from the Upemba National Park cited by de Witte (1953, not 1933, as wrongly

cited by Laurent) belonged to a new and undescribed “angolo-katangaise” form. Based on a combination of study of Laurent’s (1964a) and De Witte’s (1953) specimens, a review of available museum specimens including the *megalura* holotype, as well as new analyses of mitochondrial 16S and ND2 genes, we support Laurent’s (1964a) suggestion that the Angolan and Katanga specimens represent different taxon. These are closely related to topotypical *T. megalura*, and this species will be formally described elsewhere (Marques et al., unpubl.). The specimen was collected foraging under a shrub and contained 10 well-developed embryos.

***Trachylepis wahlbergii* (Peters, 1870)**

WAHLBERG’S STRIPPED SKINK – Fig. 5A

Material.—7 specimens: CNP, Park Headquarters [-9.81942°, 16.65386°, 1089 m]: CAS 258394; CNP, vicinity of park headquarters [-9.81810°, 16.65535°, 1092 m]: CAS 258395, [-9.81810°, 16.65535°, 1092 m]: CAS 258396, [-9.81939°, 16.65383°, 1097 m]: CAS 258397, [-9.81772°, 16.65464°, 1088 m]: CAS 258398–99, [-9.81908°, 16.65469°, 1102 m]: CAS 258400.

Comments.—The validity of *T. wahlbergii* as a full species (as opposed to a synonym or subspecies of *T. striata*) is disputed (Branch 1998; Broadley 1977a, 2000; Castiglia et al. 2006; see Marques et al., *in press*). In their booklet, Ceríaco et al. (2016b) referred to this material as *T. striata*. These animals are widely distributed across Angola, although apparently absent from the forested far north and the arid far southwest. All records in the *T. striata* complex from across Namibia are potentially assignable to *T. wahlbergii* as are all records from western Zambia. It would seem likely, therefore that members in this group in Angola would also be assignable to this taxon. Color patterns of Angolan members of the group are variable and some specimens do at least superficially resemble true *T. striata*. However, it is probable on biogeographic grounds that most or all older Angolan literature records of “*T. striata*” are, in fact, referable to *T. wahlbergii*, or perhaps to another species, but not to *T. striata* sensu stricto. The species was commonly seen basking near human settlements and in areas with sparse vegetation.

***Trachylepis cf. varia* (Peters, 1867)**

VARIABLE SKINK – Fig. 5B

Material.—58 specimens: CNP, Park Headquarters [-9.81858°, 16.65403°, 1089 m]: CAS 258376; CNP [-9.86900°, 16.69131°, 1092 m]: CAS 258377, [-9.85464°, 16.71003°, 1104 m]: CAS 258378–79, [-9.84489°, 16.72103°, 1102 m]: CAS 25838–81, [-9.84461°, 16.72058°, 1118 m]: CAS 258382, [-9.86383°, 16.70797°, 1103 m]: CAS 258383, [-9.84539°, 16.72061°, 1096 m]: CAS 258384–85, [-9.84969°, 16.67908°, 1108 m]: CAS 258386, [-9.82756°, 16.66997°, 1097 m]: CAS 258389, [-9.75881°, 16.80233°, 1163 m]: CAS 258390–91, [-9.81175°, 16.69094°, 1084 m]: CAS 258392, [-9.77611°, 16.75472°, 1197 m]: CAS 258393.

Comments.—There are several cryptic species within the taxon currently known as *Trachylepis varia*, and the Angolan material is not referable to true *varia* (Weinell and Bauer, 2018). The name *albopunctata* may represent the Angolan population, although confusion with other available names and limited data on the distribution of different lineages precludes definitive conclusions at this time (see Marques et al., *in press*). In Angola, the species has a large distribution (Marques et al., *in press*), being known in Malanje from Pungo-Andongo (Boulenger 1905) and in the Kwanza River (Marques et al., *in press*).



FIG. 5. A) Wahlberg's Striped Skink, *Trachylepis wahlbergii* (Peters, 1870); B) Variable Skink, *Trachylepis* cf. *varia* (Peters, 1867); C) Angolan Rough-scaled Lizard, *Ichnotropis bivittata* (Bocage, 1866); D) Keeled Plated Lizard, *Gerrhosaurus multilineatus* (Bocage, 1866); E) Red-lipped Snake, *Crotaphopeltis hotamboeia* (Laurenti, 1768); F) Common Egg Eater, *Dasypeltis scabra* (Linnaeus, 1758); G) Juvenile Boomslang, *Dispholidus typus typus* (Smith, 1829); H) Angolan Shovel Snout, *Prosymna ambigua* Bocage, 1873. All photos from Cangandala National Park.

Lacertidae***Ichnotropis bivittata* (Bocage, 1866)**

ANGOLAN ROUGH-SCALED LIZARD – Fig. 5C

Material.—2 specimens: CNP [-9.85464°, 16.71003°, 1104 m]: CAS 258402; right bank of Kwanza River [-9.88439°, 16.28583°, 1041 m]: CAS 258409.

Comments.—Described from “Duque de Bragança” (currently Kalandula) in Malanje Province, *I. bivittata* was for some time misidentified with *Ichnotropis capensis* (A. Smith, 1838) (see Marques et al., *in press*). No modern revisions of the genus are available (Edwards et al. 2013). Our material agrees with the original description and is from close to the type locality. Records for the species are known for many provinces of Angola (see Marques et al., *in press*), and a subspecies, *I. b. pallida*, is recognized from Huíla Province. Recently, Ineich and Le Garff (2015) reported the species for Gabon, a northern record for the species.

Gerrhosauridae***Gerrhosaurus multilineatus* (Bocage, 1866)**

KEELED PLATED LIZARD – Fig. 5D

Material.—1 specimen: CNP, park headquarters [-9.82078°, 16.60625°, 1101 m]: CAS 262312.

Comments.—The taxonomic and nomenclaturally problematic *G. multilineatus* was described based on a juvenile specimen from “Duque de Bragança” (currently Kalandula) in Malanje Province, 120km northwest of CNP. Bates et al. (2013) described in great detail the issues surrounding the identity of *G. multilineatus* and type material which is now lost. For a long time *G. multilineatus* was considered a synonym of *G. nigrolineatus*, and it is likely that some Angolan records referred to *nigrolineatus* represent *multilineatus* (see Marques et al., *in press*). A new revision of the *Gerrhosaurus nigrolineatus* group (which includes *G. multilineatus*, *G. nigrolineatus*, *G. bulsi*, *G. flavigularis* and *G. intermedius*) is being prepared (M. Bates et al., unpubl.). Based on preliminary genetic analyses, our specimens, together with other specimens from Kissama National Park and the Kwanza River Basin, form a well-supported clade that likely represents nominotypical *multilineatus*. The species is abundant in CNP but extremely difficult to catch, as they rapidly flee into deep holes in the ground at first approach.

Varanidae***Varanus niloticus* (Linnaeus, 1758)**

NILE MONITOR

Material.—**Observation**: CNP [-9.75889°, 16.79914°, 1142 m]: Specimen not collected.

Comments.—Angolan populations appear to fit within the southern group of nominotypical *V. niloticus* (Dowell et al. 2016). A single individual was observed in a flooded area in CNP.

Colubridae***Crotaphopeltis hotamboeia* (Laurenti, 1768)**

RED-LIPPED SNAKE – Fig. 5E

Material.—5 specimens: CNP [-9.81942°, 16.65386°, 1089 m]: CAS 258671, [-9.81894°, 16.65489°, 1088 m]: CAS 258672, [-9.81810°, 16.65535°, 1092 m]: CAS 258673–74; CNP, park headquarters [-9.81942°, 16.65386°, 1089 m]: CAS 258675.

Comments.—This species has a wide distribution in sub-Saharan Africa (Broadley and Cotterill 2004) and a phylogeographic analysis is therefore desirable to investigate the possibility of cryptic species (Bates et al. 2014). It is widespread

throughout Angola, with exception of the desert of the far southwestern regions. It mainly occurs in savanna but also in wooded areas including miombo forest. Several specimens were found after rain feeding on *Sclerophrys pusilla*, *Hemisus guineensis*, and *Leptopeltis bocagii*.

***Dasypeltis scabra* (Linnaeus, 1758)**

COMMON EGG EATER – Fig. 5F

Material.—1 specimen: CNP [-9.75889°, 16.79914°, 1142 m]: CAS 258669.

Comments.—The taxonomy of this species in southern Africa is being investigated, and the presence of cryptic taxa has been suggested (Bates and Broadley 2018). The species occurs in the entire country (including Cabinda Enclave), with exception of the desert regions of the far southwestern Angola. The collected material represents the first record of the species for Malanje Province, although the species has been recorded from several locations in the neighboring provinces of Kwanza-Norte, Lunda-Norte, and Lunda-Sul (Marques et al., *in press*).

***Dispholidus typus typus* (Smith, 1829)**

BOOMSLANG – Fig. 5G

Material.—1 specimen: CNP, Park Headquarters [-9.81942°, 16.65386°, 1089 m]: CAS 262313.

Comments.—An extensive review of the genus *Dispholidus* is currently in preparation by Eimermacher and Broadley (in prep.), after initial works suggesting the existence of multiple distinct lineages with potential taxonomic and nomenclatural implications (Eimermacher 2012). Of the four recognized subspecies, only two have been cited for Angola, the nominotypical form and *D. t. punctatus*, which Laurent (1955) reported for Dundo in northeastern Angola. However, despite limited sampling, Eimermacher (2012) suggested that the available name for specimens from northern Namibia is *D. t. viridis*, which might imply that the Angolan population not referable to the conspicuous *punctatus* (and currently identified as *typus*) may belong to this taxon. While *D. punctatus* is only known from northeastern Angola, the animals currently identified as *D. typus* are recorded across the country (see Marques et al., *in press*). For now, we regard the Angolan non-*punctatus* boomslang as the nominotypical form. Our juvenile specimen was collected after falling from a tree while preying on an adult *Chamaeleo dilepis*. Known locally as being venomous, locals believe that boomslangs derive their venom through predation on chamaeleons, through which they “receive” the venom (see *Chamaeleo dilepis* account above).

Lamprophiidae***Boaedon cf. angolensis* Bocage, 1895**

ANGOLAN BROWN HOUSE SNAKE

Material.—1 specimen: CNP, village Bola-Cassaxi [-9.77363°, 16.82283°, 1089 m]: CAS 262315.

Comments.—Recent molecular genetic analyses conducted by Kelly et al. (2011) demonstrated extensive genetic variation in the widespread *B. fuliginosus*, suggesting several cryptic species are present. Wallach et al. (2014) assigned the Angolan records to *B. fuliginosus*. However, Marques et al. (*in press*) noted that some literature references to the *B. fuliginosus* complex may belong to *B. angolensis* or *B. variegatus*. Hallerman et al. (unpubl.) are evaluating species boundaries in this group.

***Prosymna ambigua* Bocage, 1873**

ANGOLAN SHOVEL-SNOOT – Fig. 5H

Material.—1 specimen: CNP [-9.81800°, 16.65697°, 1091 m]; CAS 258670.

Comments.—Described by Bocage (1873) based on one specimen from “Duque de Bragança” (currently Kalandula) in Malanje Province, 120 northwest of CNP. The specimen was collected during the night on a sandy road. All earlier records from Malanje are from the type locality in Duque de Bragança, thus this specimen is only the second locality for the province.

DISCUSSION

Malanje Province is topographically and ecologically diverse and is dominated by two different river basins – the Congo-Casai, reaching Angola from the Republic of the Congo and the DRC, and the entirely Angolan Kwanza. Because of this heterogeneity, Malanje is one of the provinces in which the turnover between Central and Southern African faunas is most evident. Bocage (1895) was the first to propose two main biogeographic zones in Angola—a northern region and a southern region—with the Kwanza River being the main divider between these. Within these regions, Bocage (1895) proposed a subsequent division—the coastal zone, the intermediate zone, and finally the high plateaus zone. Recent studies show that this biogeographic pattern is more complex than a simple north vs. south regionalization (Rodrigues et al. 2015). While it is evident that current knowledge regarding the zoogeography of Angola is incomplete, it is possible to make some biogeographic inferences. Malanje Province, and especially the area of CNP, corresponds to the border between the north-south regions proposed by Bocage (1895) and Frade (1963), and the intergradation between the northern “Zaire-Lunda-Cuanza” region and the more central “Central Plateau” region, and some of the taxa presented here support this pattern.

Additional faunal surveys are needed for Malanje Province. Currently, the northern half of the Province is almost virgin territory in terms of herpetological knowledge. Given its similarity in habitat and proximity to the DRC, we expect to discover many new records of species unknown to occur in Angola (and possibly even some that are new to science). The discovery of several frog species in neighboring Uíge Province by Ernst in Lautenschläger and Neinhuis (2014) suggests that species diversity of the northern areas of Malanje and Angola, in general, are underestimated. Besides these new areas of exploration, Malanje Province includes some of the most important type localities for many taxa, such as Duque de Bragança (currently Kalandula) and Pungo Andongo. Duque de Bragança alone is the type locality of 16 taxa of amphibians and 12 taxa of reptiles, whereas five taxa were described based on material for Pungo Andongo. The Duque de Bragança type material (with all of Bocage’s Angolan collections housed in Lisbon) were destroyed in the 1978 fire that destroyed Museu Bocage. Although topotypical material was offered by Bocage to other museums across the world, the age and preservation of these specimens may preclude extraction of DNA from these. Fresh topotypical material for these taxa will be important to address outstanding taxonomic and nomenclatural uncertainties of different groups known to represent species complexes, including *Hyperolius angolensis*, *H. cinnamomeoventris*, *Leptopelis bocagii* and *Gerrhosaurus multilineatus*. Some specimens reported here are representatives of taxa for which Duque de Bragança and Pungo Andongo are type localities, including *Hyperolius angolensis*, *H.*




FIG. 6. A) General view of a recently burned area in Cangandala National Park; B) Live specimens of Bell’s Hinge-back Tortoise, *Kinixys* cf. *belliana* Gray, 1830, together with other bush meat, collected by poachers in the park premises. Both photos from Cangandala National Park.

cinnamomeoventris, *H. nasutus*, *Leptopelis bocagii*, *Ichnotropis bivittata*, *Trachylepis bayonii*, *Gerrhosaurus multilineatus*, and *Prosymna ambigua*. Despite not being truly topotypical, the close proximity of CNP to these type localities provides an initial approximation to solve some of the taxonomic and nomenclatural uncertainties regarding these taxa and are likely to be of importance to several ongoing reviews and phylogenetic and phylogeographic studies.

We have identified a total of 14 and 19 species of amphibians and reptiles, respectively, from CNP. Of these, *Hemisus guineensis*, *Ptychadena anchietae*, *Ptychadena guibei*, *Amnirana* cf. *darlingi*, *Lygodactylus angolensis*, *Hemidactylus* cf. *muriceus*, *Panaspis cabindae*, *Trachylepis* cf. *megalura* and *Dasyplepis scabra* are recorded for the first time for Malanje Province, whereas several taxa (*Amnirana* cf. *darlingi*, *Hemidactylus* cf. *muriceus* and *Trachylepis* cf. *megalura*) may represent species new to science. It is likely that many additional species will still be found in CNP. We were fortuitous in finding several snake species during our survey of the park. CNP rangers attributed the relatively small number of snakes found to the climatic conditions, noting that snakes were generally more abundant during and after the rains. In fact, a good number of the snakes collected (*Crotaphopeltis hotamboeia* and *Boaedon* cf. *angolensis*) were collected during the last days of work, after the rains had started. Other snake species, e.g., *Python sebae*, *Causus rhombeatus*,

Bitis arietans, *Naja anchietae* and *Dendroaspis polylepis*, are known to occur in the park but were not encountered in our survey (P. Vaz Pinto, pers. comm.; see Ceriaco et al. 2016b). Other species of snakes, including *Afrotrophlops angolensis*, *A. lineolatus*, *Letheobia scutifrons*, *Lycophidion multimaculatum*, *Philothamnus dorsalis*, *P. heterodermus*, *P. heterolepidotus*, *P. irregularis*, *Psammophis angolensis*, *Thelotornis kirtlandi*, *Naja subfulva*, *Naja nigricollis*, and *Causus bilineatus* occur in nearby regions and in similar habitats, and their presence in the park may also be expected. Further field surveys in CNP as well as opportunistic observations will certainly find some of the above-mentioned taxa within the borders of the park, and possibly new species for Angola and to science.

Due to its limited size and the presence of the iconic Giant Sable, CNP is probably the most heavily guarded conservation area in the country, with a considerable number of local rangers, continuous monitoring and a large fenced area. However, these facilities do not entirely prevent events like wildfires or bush meat hunting. The presence of human communities in close proximity to the park results in regular wild fires in the context of traditional slash and burn agriculture, as well as the harvest of specific reptiles for human consumption. We observed both of these events during the short field survey made in the park. On the night of our arrival a large wildfire engulfed the east side of the park, and other burned areas were located in the interior of the park in the following days (Fig. 6A). Fires are known to have a detrimental effect on herpetological communities in Africa (Kennedy et al. 2012; Masterson et al. 2008), and a low number of specimens were indeed located and collected in these post-burn areas.

During our stay CNP guards retrieved eight live *Kinixys* cf. *belliana* from poachers inside the park limits, apparently intended to the local bush meat market (Fig. 6B). This is the first recorded event of *Kinixys* poaching in the country, but although bush meat is recognized as a conservation problem by the authorities and already mentioned by Bersacola et al. (2014), data regarding this practice in the country are lacking. Local persecution and killing of some reptiles, especially chamaeleons and snakes, may also be a potential threat to CNP reptile populations.

Acknowledgments.—We thank the Angolan Ministry of Environment and INBAC, especially to Abias Huongo, former director of the latter, for providing institutional and logistical support as well as the necessary collecting and exporting permits for this work. We also thank to the provincial and local authorities for their support and cooperation during the fieldwork. A special thanks is owed to CNP rangers and to António “Muloge” Lopes, Chief-Ranger of the Angolan Ministry of Environment, for their help, dedication, enthusiasm and friendship during the fieldwork. Our colleagues and friends Edward Stanely and Jens Vindum were also part of the expedition team and we thank them for their support and friendship in the field. Pedro Vaz Pinto shared important insights regarding the ecology and conservation problems regarding CNP, as well as data on the occurrence of other taxa not found during our survey. This work was partly funded by a grant from JRS Biodiversity Foundation to DCB and AMB and by the US National Science Foundation grant (DEB 1556255, 1556585 and 1556559). MPM is currently supported by FCT, contract SFRH/BD/129924/2017.

LITERATURE CITED

- AMIEI, J. -L. 2005. Les *Hyperolius* camerounais du groupe d'*H. nasutus* (Amphibia, Anura, Hyperoliidae). *Rev. suisse Zool.* 112:271–310.
- , J. -L. 2012. Les rainettes du Cameroun (Amphibiens Anoures). Jean-Louis Amiet and la Nef des livres, Saint-Nazaire. 591 pp.
- BATES, M. F., K. A. TOLLEY, S. EDWARDS, Z. DAVIDS, J. M. DA SILVA, AND W. R. BRANCH. 2013. A molecular phylogeny of the African plated lizards, genus *Gerrhosaurus* Wiegmann, 1828 (Squamata: Gerrhosauridae), with the description of two new genera. *Zootaxa* 3750:465–493.
- , W. R. BRANCH, A.M. BAUER, M. BURGER, J. MARAIS, G.J. ALEXANDER, AND M. S. DE VILLIERS. 2014. Atlas and Red List of the Reptiles of South Africa, Lesotho and Swaziland. *Suricata* 1. South African National Biodiversity Institute, Pretoria. 485 pp.
- , AND D. G. BROADLEY. 2018. A revision of the egg-eating snakes of the genus *Dasyeltis* Wagler (Squamata: Colubridae: Colubrinae) in north-eastern Africa and south-western Arabia, with descriptions of three new species. *Indago* 34:1–95.
- BAUER, A. M., R. GÜNTHER, AND M. KLIPFEL. 1995. Synopsis of taxa. In A. M. Bauer, R. Günther, and M. Klipfel (eds.), *Herpetological Contributions of W.C.H. Peters (1815–1883)*, pp. 39–81. Society for the Study of Amphibians and Reptiles. Oxford, Ohio.
- , G. SHEA, AND R. GÜNTHER. 2003. An annotated catalogue of the types of scincid lizards (Reptilia, Squamata, Scincidae) in the collection of the Museum für Naturkunde der Humboldt-Universität zu Berlin (ZMB). *Mitt. Zool. Mus. Berl.* 79:25–321.
- , S. TCHIBOZO, O. S. G. PAUWELS, AND G. LENGLET. 2006. A review of the gekkotan lizards of Bénin, with the description of a new species of *Hemidactylus* (Squamata: Gekkonidae). *Zootaxa* 1242:1–20.
- BAYLESS, M. K. 2002. Monitor lizards: a pan-African check-list of their zoogeography (Sauria: Varanidae: *Polydaedalus*). *J. Biogeogr.* 29:1643–1701.
- BELL, R. C., R. C. DREWES, A. CHANNING, V. GVODÍK, J. KIELGAST, S. LÖTTERS, B. L. STUART, AND K. R. ZAMUDIO. 2015. Overseas dispersal of *Hyperolius* reed frogs from Central Africa to the oceanic islands of São Tomé and Príncipe. *J. Biogeogr.* 42:65–75.
- , J. L. PARRA, G. BADJEDJEA, M. F. BAREJ, D. C. BLACKBURN, M. BURGUER, A. CHANNING, J. M. DEHLING, E. GREENBAUM, V. GVODÍK, J. KIELGAST, C. KUSAMBA, S. LÖTTERS, P. J. MCLAUGHLIN, Z. T. NAGY, M. -O. RÖDEL, D. M. PORTIK, B. L. STUART, J. VANDERWAL, A. G. ZASSI-BOULOU, AND K. R. ZAMUDIO. 2017. Idiosyncratic response to climate-driven forest fragmentation and marine incursions in reed frogs from Central Africa and the Gulf of Guinea Islands. *Mol. Ecol.* 26:5223–5244.
- BERSACOLA, E., M. S. SVENSSON, S. K. BEARDER, M. MILLS, AND V. NIJMAN. 2014. Hunted in Angola: surveying the Bushmeat Trade. *Swara Jan–March*:31–36.
- BOCAGE, J. V. B. 1864. Note sur un nouveau batracien du Portugal, *Chioglossa lusitanica*, et sur une grenouille nouvelle de l'Afrique occidentale. *Rev. Mag. Zool. Paris Ser. 2* 16:248–253.
- . 1866a. Lista dos reptis das possessões portuguesas d'Africa occidental que existem no Museu de Lisboa. *Jorn. Sci. Math. Phys. Nat. Lisboa, Segunda Série* 4:37–56.
- . 1866b. Reptiles nouveaux ou peu connus recueillis dans les possessions portugaises de l'Afrique occidentale, qui se trouvent au Muséum de Lisbonne. *Jorn. Sci. Math. Phys. Nat. Lisboa* 1:57–78.
- . 1867. Segunda lista dos reptis das possessões portuguesas d'Africa occidental que existem no Museu de Lisboa. *Jorn. Sci. Math. Phys. Nat. Lisboa* 1:217–228.
- . 1868 «1867.» Batraciens nouveaux de l'Afrique occidentale (Loanda et Benguella). *Proc. Zool. Soc. London* 1867:843–846.
- . 1870. Description d'un «saurien» nouveau de l'Afrique occidentale. *Jorn. Sci. Math. Phys. Nat. Lisboa* 3:66–68.
- . 1872. Diagnoses de quelques espèces nouvelles de Reptiles d'Afrique occidentale. *Jorn. Sci. Math. Phys. Nat. Lisboa* 4:72–82.
- . 1873. Mélanges erpétologiques. 2. Sur quelques Reptiles et Batraciens nouveaux, rares ou peu connus d'Afrique occidentale. *Jorn. Sci. Math. Phys. Nat. Lisboa* 4:209–227.
- . 1879a. Subsídios para a Fauna das possessões portuguesas d'Africa occidental – III. Sertão de Angola, do Bihé ao Cassengue. *Jorn. Sci. Math. Phys. Nat. Lisboa* 7:95–96.

- . 1879b. Reptiles et batraciens nouveaux d'Angola. *Jorn. Sci. Math. Phys. Nat. Lisboa* 7:97–99.
- . 1882. Reptiles rares ou nouveaux d'Angola. *Jorn. Sci. Math. Phys. Nat. Lisboa* 8:299–304.
- . 1893. Diagnoses de quelques nouvelles espèces de Reptiles et Batraciens d'Angola. *Jorn. Sci. Math. Phys. Nat. Lisboa, Segunda Série* 3:115–121.
- . 1895. *Herpétologie d'Angola et du Congo*. Ministério da Marinha e das Colónias, Lisbonne. 203 pp.
- . 1896. Sur deux Agames d'Angola à écaillure hétérogène. *Jorn. Sci. Math. Phys. Nat. Lisboa, Segunda Série* 4:127–130.
- . 1897. Mammiferos, Reptis e Batrachios d'Africa de que existem exemplares typicos no Museu de Lisboa. *Jorn. Sci. Math. Phys. Nat., Lisboa Segunda Série* 4:187–206.
- BOULENGER, G. A. 1882. Catalogue of the Batrachia Salientia, s. Ecaudata, in the collection of the British Museum. The Trustees of the British Museum, London. xvi + 503 pp.
- . 1885. Catalogue of the Lizards in the British Museum (Natural History). Volume 1. The Trustees of the British Museum, London. xii + 497 pp.
- . 1887. Catalogue of the Lizards in the British Museum (Natural History), Vol. III. The Trustees of the British Museum, London. xii + 727 pp.
- . 1893. Catalogue of the Snakes in the British Museum (Natural History). Volume 1. The Trustees of the British Museum, London. xi + 48 pp.
- . 1897. A list of reptiles and batrachians from the Congo Free State, with descriptions of two new snakes. *Ann. Mag. Nat. Hist. Series* 6 19:276–281.
- . 1902. A list of the fishes, batrachians, and reptiles collected by Mr. J. ffolliot Darling in Mashonaland, with descriptions of new species. *Proc. Zool. Soc. London* 1902:13–18.
- . 1905. A list of the Batrachians and Reptiles collected by Dr. W. J. Ansorge in Angola, with descriptions of new species. *Ann. Mag. Nat. Hist., Series* 7 16:8–115.
- . 1921. Monograph of the Lacertidae, vol. 2. British Museum of Natural History, London. 451 pp.
- BRANCH, W. R. 1998. *Field Guide to Snakes and Other Reptiles of Southern Africa*, 3rd ed. Struik Publishers, Cape Town, South Africa. 399 pp.
- . 2008. *Tortoises, Terrapins and Turtles of Africa*. Struik Nature, Cape Town, South Africa. 128 pp.
- , AND G. V. HAAGNER. 1993. The skink *Mabuya ivensii*: new record from Zambia and Zaire, and the status of the subspecies *septemlineata* Laurent 1964 and the Genus *Labuya* Horton 1972. *Amphibia-Reptilia* 14:105–115.
- , AND W. CONRADIE. 2015. IV. Herpetofauna da região da Lagoa Carumbo. In B. Huntley and P. Francisco (eds.), *Avaliação Rápida da Biodiversidade da Região da Lagoa Carumbo, Lunda Norte - Angola*. Ministério do Ambiente de Angola. 219 pp.
- , W. HAACKE, P. V. PINTO, W. CONRADIE, N. BAPTISTA, L. VERBURGT, AND L. VERISSIMO. 2017. Loveridge's Angolan geckos, *Afroedura karroica bogerti* and *Pachydactylus scutatus angolensis* (Sauria, Gekkonidae): new distribution records, comments on type localities and taxonomic status. *Zoosyst. Evol.* 93:1571–166.
- BROADLEY, D. G. 1966. A review of the African stripe-bellied sand-snakes of the genus *Psammophis*. *Arnoldia (Rhodesia)* 36:1–12.
- . 1971. A review of *Rhamphiophis acutus* (Günther) with the description of a new subspecies from Zambia (Serpentes: Colubridae). *Arnoldia (Rhodesia)* 5:1–8.
- . 1977a. A review of the *Mabuya striata* complex in South-East Africa (Sauria: Scincidae). *Occ. Pap. Natl. Mus. Rhodesia* 6B:45–79.
- . 1977b. A review of the genus *Psammophis* in southern Africa (Serpentes: Colubridae). *Arnoldia (Rhodesia)* 8:1–29.
- . 1980. A revision of the African snake genus *Prosymna* Gray (Colubridae). *Occ. Pap. Natl. Mus. Rhodesia* 6B:481–556.
- . 1981. A review of the population of *Kinixys* (Testudinidae) occurring in south-eastern Africa. *Ann. Cape Prov. Mus. Nat. Hist.* 13:195–216.
- . 1983. Records of two species of *Grayia* (Serpentes: Colubridae) from Zambia. *Black Lechwe (n.s.)* 5:21–25.
- . 2000. A review of the Genus *Mabuya* in southeastern Africa (Sauria: Scincidae). *Afr. J. Herpetol.* 49:87–110.
- . 2002. A review of the species of *Psammophis* Boie found south of Latitude 12° S (Serpentes: Psammophiinae). *Afr. J. Herpetol.* 51:83–119.
- , AND S. BROADLEY. 1999. A review of the African worm snakes from south of latitude 12°S (Serpentes: Leptotyphlopidae). *Syntarsus* 5:1–36.
- , AND F. P. D. COTTERILL. 2004. The reptiles of southeast Katanga, an overlooked “hot spot.” *Afr. J. Herpetol.* 53:35–61.
- , AND V. WALLACH. 2009. A review of the eastern and southern African blind-snakes (Serpentes: Typhlopidae), excluding *Letheobia* Cope, with the description of two new genera and a new species. *Zootaxa* 2255:1–100.
- , C. GANS, AND J. VISSER. 1976. Studies on amphisbaenians (Amphisbaenia, Reptilia) 6. The genera *Monopletis* and *Dalophia* in southern Africa. *Bull. Am. Mus. Nat. Hist.* 157:311–486.
- BRYGOO, E. -R. 1985. Les types de Scincidés (Reptiles, Sauriens) du Muséum national d'Histoire naturelle, Catalogue critique. *Bull. Mus. Natl. Hist. Nat. Paris* 7A:1–126.
- BWONG, B. A., R. CHIRA, S. SCHICK, M. VEITH, AND S. LÖTTTERS. 2009. Diversity of Ridged Frogs (*Ptychadena*) in the easternmost remnant of the Guinea-Congolian rain forest: an analysis using morphology, bioacoustics and molecular genetics. *Salamandra* 45:129–146.
- CASTIGLIA R., M. CORTI, AND F. ANNESI. 2006. Molecular and karyological homogeneity in *Trachylepis striata* (Peters 1844) and *T. wahlbergii* (Peters 1869) (Scincidae: Reptilia). *Trop. Zool.* 19:119–128.
- CERÍACO, L. M. P., A. M. BAUER, D. C. BLACKBURN, AND A. C. F. C. LAVRES. 2014a. The herpetofauna of the Capanda Dam region, Malanje, Angola. *Herpetol. Rev.* 45:667–674.
- , D. C., BLACKBURN, M. P. MARQUES, AND F. M. CALADO. 2014b. Catalogue of the amphibian and reptile type specimens of the Museu de História Natural da Universidade do Porto in Portugal, with some comments on problematic taxa. *Alytes* 31:13–36.
- , S. A. C. DE SÁ, S. BANDEIRA, H. VALÉRIO, E. L. STANLEY, A. L., KUHN, M. P. MARQUES, J. V. VINDUM, D. C. BLACKBURN, AND A. M. BAUER. 2016a. Herpetological survey of Iona National Park and Namibe Regional Natural Park, with a synoptic list of the amphibians and reptiles of Namibe Province, southwestern Angola. *Proc. California Acad. Sci. Series* 4 63:15–61.
- , M. P. MARQUES, AND S. BANDEIRA. 2016b. Anfíbios e Répteis do Parque da Cangandala, Malanje. Museu Nacional de História Natural e da Ciência, Lisboa. 90 pp.
- CHANNING, A. 2001. *Amphibians of Central and Southern Africa*. Cornell University Press, Ithaca, New York. 470 pp.
- , AND N. BAPTISTA. 2013. *Amietia angolensis* and *A. fuscigula* (Anura: Pyxicephalidae) in southern Africa: a cold case reheated. *Zootaxa* 3640:501–520.
- , A. HILERS, S. LÖTTTERS, M. -O. RÖDEL, S. SCHICK, W. CONRADIE, D. RÖDDER, V. MERCURIO, P. WAGNER, J. M. DEHLING, L. H. DU PREEZ, J. KIELGAST, AND M. BURGER. 2013. Taxonomy of the supercryptic *Hyperoliidae* group of long reed frogs of Africa (Anura: Hyperoliidae), with descriptions of six new species. *Zootaxa* 3620:301–350.
- CHIPPAX, J. -P. 2006. Les serpents d'Afrique occidentale et centrale. IRD Editions, Collection Faune et Flore Tropicales, Paris. 311 pp.
- CHIRIO, L., AND I. INEICH. 1991. Les genres *Rhamphiophis* Peters, 1854 et *Dipsina* Jan, 1863 (Serpentes, Colubridae): revue des taxons reconnus et description d'une espèce nouvelle. *Bull. Mus. Natl. Hist. Nat. Paris, 4^e série, 13 section A* 1:217–235.
- , AND M. LEBRETON. 2007. Atlas des reptiles du Cameroun. Publications Scientifiques du Muséum national d'Histoire naturelle / IRD Éditions, Paris. 686 pp.
- CONRADIE, W., W. R. BRANCH, G. J. MEASEY, AND K. A. TOLLEY. 2012a. A new species of *Hyperolius* Rapp, 1842 (Anura: Hyperoliidae) from the Serra da Chela mountains, south-western Angola. *Zootaxa* 3269: 1–17.

- , G. J. MEASEY, W. R. BRANCH, AND K. A. TOLLEY. 2012b. Revised phylogeny of African sand lizards (*Pedioplanis*), with the description of two new species from south-western Angola. *Afr. J. Herpetol.* 61:91–112.
- , W. R. BRANCH, AND K. A. TOLLEY. 2013. Fifty shades of grey: giving colour to the poorly known Angolan ashy reed frog (Hyperoliidae: *Hyperolius cinereus*), with the description of a new species. *Zootaxa* 3635:201–223.
- , R. BILLS, AND W. R. BRANCH. 2016. The herpetofauna of the Cuito, Cuito, and lower Cuando river catchments of south-eastern Angola. *Amphib. Rept. Conserv.* 10:6–36.
- CRAWFORD-CABRAL, K. 1991. Zoogeografia dos Vertebrados de Angola. Programa de Investigação. Unpublished Report, Instituto de Investigação Científica Tropical, Lisboa, Portugal. 59 pp + anexo.
- DE WITTE, G. -F. 1919. Révision du genre *Phrynobatrachus* Günth. et description d'une espèce nouvelle. *Rev. Zool. Afr.* 6:220–228.
- . 1953. Reptiles. Exploration du Parc National de l'Upemba. Mission G. F. de Witte en collaboration avec W. Adam, A. Janssens, L. Van Meel et R. Verheyen (1946–1949). Institut des Parcs Nationaux du Congo Belge, Brussels. 322 pp.
- , AND R. LAURENT. 1947. Revision d'un groupe de Colubridae Africains genres *Calamelaps*, *Miodon*, *Aparallactus* et forms affines. *Mem. Mus. R. Hist. Nat. Belgique* 2:1–134.
- DEHLING, J. M., AND U. SINSCH. 2013. Diversity of ridged frogs (Anura: Ptychadenidae: *Ptychadena* spp.) in wetlands of the upper Nile in Rwanda: morphological, bioacoustic, and molecular evidence. *Zool. Anz.* 253:143–157.
- DOWELL, S. A., D. M. PORTIK, V. BUFFRÉNIL, I. INEICH, E. GREENBAUM, K. SERGIOS-ORESTIS, AND E. R. HEKKALA. 2016. Molecular data from contemporary and historical collections reveal a complex story of cryptic diversification in the *Varanus* (*Polydaedalus*) *niloticus* species group. *Mol. Phylogenet. Evol.* 95B:591–604.
- EDWARDS, S., W. R. BRANCH, W. R. VANHOYDONCK, B. HERREL, J. G. MEASEY, AND K. A. TOLLEY. 2013. Taxonomic adjustments in the systematics of the southern African lacertid lizards (Sauria: Lacertidae). *Zootaxa* 3669:101–114.
- EIMERMACHER T. G. 2012. Phylogenetic systematics of dispholidine colubrids (Serpentes: Colubridae). Unpubl. Ph.D. thesis, University of Texas at Arlington, Arlington, Texas. 109 pp.
- ERNST, R., A. B. T. NIENGUSSO, T. LAUTENSCHLÄGER, M. F. BAREJ, A. SCHMITZ, AND M. HÖLTING. 2014. Relicts of a forested past: southernmost distribution of the hairy frogs genus *Trichobatrachus* Boulenger, 1900 (Anura: Arthroleptidae) in the Serra do Pingano region of Angola with comments on its taxonomic status. *Zootaxa* 3779:297–300.
- , A. SCHMITZ, P. WAGNER, M. F. BRANQUIMA, AND M. HÖLTING. 2015. A window to Central African forest history: distribution of the *Xenopus fraseri* subgroup south of the Congo Basin, including a first country record of *Xenopus andrei* from Angola. *Salamandra* 51:147–155.
- FALK, K. 1925. Herpetologische Berichte aus Angola (Portugiese West-Afrika) Blätter für Aquarien und Terrarienkunde 36:81.
- FERREIRA, J. B. 1897. Lista dos reptis e amphibios que fazem parte da última remessa de J. D'Anchieta. *Jorn. Sci. Math. Phys. Nat. Lisboa, Segunda Série* 5:240–246.
- . 1900. Sobre a distribuição das cobras do género "*Naja*" em África. *Jorn. Sci. Math. Phys. Nat. Lisboa, Segunda Série* 6:129–137.
- . 1903. Reptis de Angola da região norte do Quanza da Collecção Pereira do Nascimento (1902). *Jorn. Sci. Math. Phys. Nat. Lisboa, Segunda Série* 7:48–54.
- . 1904. Reptis e amphibios de Angola da região ao norte do Quanza (Collecção Newton - 1903). *Jorn. Sci. Math. Phys. Nat. Lisboa, Segunda Série* 7:111–117.
- . 1906. Algumas espécies novas ou pouco conhecidas de amphibios e reptis de Angola (Collecção Newton - 1903). *Jorn. Sci. Math. Phys. Nat. Lisboa, Segunda Série* 7:159–171.
- FRADE, E. 1959a. Mesures adoptées pour la protection de l'Hippopotrague géant en Angola. *Mammalia* 22(3).
- . 1959b. Medidas para a protecção da Palanca gigante de Angola (*Hippotragus niger variani* Thomas). *Mem. Junta Invest. Ultramar Segunda Série, Estud. Zool.* 8:7–17.
- . 1963. Linhas gerais da distribuição dos vertebrados em Angola. *Mem. Junta Invest. Ultramar Segunda Série, Estud. Zool.* 43:241–257.
- FRÉTEY, T., M. DEWYNTER, AND C. P. BLANC. 2011. Amphibiens d'Afrique central et d'Angola. Clé de détermination illustrée des amphibiens du Gabon et du Mbini/Illustrated identification key of the amphibians from Gabon and Mbini. Biotope, Mèze/Muséum national d'Histoire naturelle, Paris. 232 pp.
- FRTZ, U., AND P. HAVAS. 2007. Checklist of chelonians of the world. *Vert. Zool.* 57:149–368.
- FROST, D. R. 1985. Amphibian Species of the World. A Taxonomic and Geographical Reference. Association of Systematics Collections and Allen Press, Lawrence. 732 pp.
- . 2017. Amphibian Species of the World: an Online Reference. Version 6.0 (27-04-2017). Electronic Database accessible at <http://research.amnh.org/herpetology/amphibia/index.html>. American Museum of Natural History, New York.
- FURMAN, B. L. S., A. J. BEWICK, T. L. HARRISON, E. GREENBAUM, V. GVODIK, C. KUSAMBA, AND B. J. EVANS. 2015. Pan-African phylogeography of a model organism the African clawed frog "*Xenopus laevis*." *Mol. Ecol.* 24:909–925.
- GANS, C. 1959. A taxonomic revision of the African snake genus *Dasypletilis* (Reptilia: Serpentes). *Ann. Mus. R. Congo Belge Série in-8°, Sci. Zool.* 74:1–237.
- . 1967. A check list of recent amphisbaenians (Amphisbaenia, Reptilia). *Bull. Am. Mus. Nat. Hist.* 135:61–106.
- . 2005. Checklist and bibliography of the Amphisbaenia of the world. *Bull. Am. Mus. Nat. Hist.* 289:1–130.
- GRANDVAUX-BARBOSA, L. A. 1970. Carta fitogeográfica de Angola. Instituto de Investigação Científica de Angola, Luanda. 323 pp.
- GRAY, J. E. 1865a. A revision of the genera and species of amphisbaenians with the descriptions of some new species now in the collection of the British Museum. *Ann. Mag. Nat. Hist. Series 3* 16:365–377.
- . 1865b. A revision of the genera and species of amphisbaenians, with the description of some new species now in the collection of the British Museum. *Proc. Zool. Soc. London* 1865:442–455.
- GÜNTHER, A. C. L. G. 1859 "1858." Catalogue of the Batrachia Salientia in the collection of the British Museum. London: Trustees of the British Museum. xvi + 160 pp., 12 pls.
- . 1865a. Descriptions of new species of batrachians from West Africa. *Proc. Zool. Soc. London* 1864:479–482, pl. 33.
- . 1865b. Report on a collection of reptiles and fishes made by Dr. Kirk in the Zambesi and Nyassa Regions. *Proc. Zool. Soc. London* 1864:303–314, pls. 26–27.
- . 1888. Contribution to the knowledge of snakes of tropical Africa. *Ann. Mag. Nat. Hist. Series 6*, 1:322–335, pls. 18–19.
- . 1895. Notice of reptiles and batrachians collected in the eastern half of tropical Africa. *Ann. Mag. Nat. Hist. Series 6* 15:523–529, pl. 21.
- HELLMICH, W. 1957a. Herpetologische Ergebnisse einer Forschungsreise in Angola. *Veröff. Zool. Staatssamml. München* 5:1–92.
- . 1957b. Die Reptilienausbeute der Hamburgischen Angola-Expedition. *Mitt. Hamb. Zool. Mus. Inst.* 55:39–80.
- HENLE, K., AND W. BÖHME. 2003. A new species of *Hemidactylus* (Squamata: Gekkonidae) from West Africa, and comments on species hitherto confused with *H. muriceus*. *Afr. J. Herpetol.* 52:23–38.
- INEICH, I., AND B. LE GARFF. 2015. A new lizard species for Gabon, *Ichnotropis bivittata* Bocage, 1866 (Squamata, Lacertidae). *Herpetol. Notes* 8:471–478.
- KELLY, C. M. R., W. R. BRANCH, D. G., BROADLEY, N. P. BARKER, AND, M. H. VILLET. 2011. Molecular systematics of the African snake family Lamprophiidae Fitzinger, 1843 (Serpentes: Elapsoidea), with particular focus on the genera *Lamprophis* Fitzinger 1843 and *Meheleya* Csiki 1903. *Mol. Phylogenet. Evol.* 58:415–426.

- KENNEDY, A. M., J. MARAIS, A. M. BAUER, P. J. LEWIS, AND M. L. THIES. 2012. Effect of fire on the herpetofauna of the Koanaka Hills, Ngamiland, Botswana. *CheckList* 8:666–674.
- KINDLER, C., W. R., BRANCH, M. D., HOFMEYER, J. MARAN, P. ŠIROKÝ, M. VENCES, J. HARVEY, M. VENCE, J. HARVEY, J. S. HAUSWALDT, A. SCHLEICHER, H. STICKAS, AND U. FRITZ. 2012. Molecular phylogeny of African hinge-back tortoises (*Kinixys*): implications for phylogeography and taxonomy (Testudines: Testudinidae). *J. Zool. Syst. Evol. Res.* 50:192–201.
- KLAUSEWITZ, W. 1957. Eidonomische Untersuchungen über die Rassenkreise *Agama cyanogaster* und *Agama atricollis*. 2. Die Unterarten von *Agama atricollis*. *Senckenb. Biol.* 38:157–174.
- KLUGE, A. G. 1969. The evolution and geographical origin of the New World *Hemidactylus mabouia-brooki* complex (Gekkonidae, Sauria). *Misc. Pub. Mus. Zool. Univ. Michigan* 138:1–78.
- LARA, J. A. 2016. Phylogeography of the natal puddle frog *Phrynobatrachus natalaensis* (Anura: Phrynobatrachidae) in Sub-Saharan Africa. Unpubl. Master's thesis, The University of Texas at El Paso, Texas.
- LARGEN, M. J. 1977. The status of the genus *Leptopelis* (Amphibia Anura Hyperoliidae) in Ethiopia, including descriptions of two new species. *Monit. zool. Ital.* 9:85–136.
- . 2001. Catalogue of the amphibians of Ethiopia, including a key for their identification. *Trop. Zool.* 14:307–402.
- LAURENT, R. F. 1950a. Reptiles et Batraciens de la région de Dundo (Angola du Nord-Est) (Première note). *Publicações Culturais da Companhia de Diamantes de Angola, Lisboa*. 17 pp.
- . 1950b. Revision du Genre *Atractaspis* A. Smith. *Mem. Inst. R. Sci. Nat. Belgique* 2:1–49.
- . 1952 «1951». Aperçu des formes actuellement reconnaissables dans la superespece *Hyperolius marmoratus*. *Ann. Soc. R. Zool. Belgique* 82:379–397.
- . 1954a. Etude de quelques espèces méconnues du genre *Ptychadena*. *Anna. Mus. R. Congo Congo Belge Sci. Zool. Tervuren* 34:7–34.
- . 1954b. Remarques sur le genre *Schoutedenella* Witte. *Ann. Mus. R. Congo Belge Sci. Zool. Tervuren* 4:34–40.
- . 1955. Diagnoses préliminaires de quelques Serpents venimeux. *Rev. Zool. Bot. Afr.* 51:127–139.
- . 1961. Note sur les *Hyperolius* et quelques *Afraxalus* (Salientia) du Musée de Berlin. *Rev. Zool. Bot. Afr.* 64:65–96.
- . 1964a. Subsídios para o estudo da biologia na Lunda. Reptiles et Amphibiens de l'Angola (Troisième contribution). *Pub. Cult. Comp. Diamantes de Angola, Lisboa* 67:1–165.
- . 1964b. A revision of the *punctatus* group of African *Typhlops* (Reptilia: Serpentes). *Bull. Mus. Comp. Zool. Tervuren* 130:389–444.
- . 1982. Le genre *Afraxalus* Laurent (Hyperoliidae) en Afrique Centrale. *Ann. Mus. R. Afri. Centr. Série in Octavo, Sci. Zool., Tervuren* 235:1–93.
- LAUTENSCHLÄGER, T., AND C. NEINHUIS. 2014. Riquezas naturais de Uíge — uma breve introdução sobre o estado atual, a utilização, a ameaça e a preservação da biodiversidade. 1st ed. Technische Universität Dresden, Dresden.
- LÖTTERS, S., D. ROTICH, K. SCHEELKE, S. SCHICK, P. TEEGE, J. KOSUCH, AND M. VEITH. 2004. Bio-sketches and partitioning of syntopic reed frogs, genus *Hyperolius* (Amphibia: Hyperoliidae), in two humid tropical African forest regions. *J. Nat. Hist.* 38:1969–1997.
- LOVERIDGE, A. 1933. Reports on the scientific results of an expedition to the southwestern highlands of Tanganyika Territory. VII. Herpetology. *Bull. Mus. Comp. Zool.* 74:197–416.
- . 1936a. African reptiles and amphibians in the Field Museum of Natural History. *Field Mus. Nat. Hist., Zool. Series, Chicago* 22:1–122.
- . 1936b. Scientific results of an expedition to rain forest regions in Eastern Africa. VII. Amphibians. *Bull. Mus. Comp. Zool.* 79:369–430.
- . 1940. Revision of the African snakes of the genera *Dromophis* and *Psammophis*. *Bull. Mus. Comp. Zool.* 87:1–69.
- . 1941a. Revision of the African terrapins of the family Pelomedusidae. *Bull. Mus. Comp. Zool.* 88:465–524.
- . 1941b. Revision of the African lizards of the family Amphisbaenidae. *Bull. Mus. Comp. Zool.* 87:353–451.
- . 1944. Further revisions of African snake genera. *Bull. Mus. Comp. Zool.* 95:121–247.
- . 1947. Revision of the African lizards of the family Gekkonidae. *Bull. Mus. Comp. Zool.* 98:1–469.
- . 1953. Zoological results of a fifth expedition to East Africa. IV. Amphibians from Nyasaland and Tete. *Bull. Mus. Comp. Zool.* 110:324–406.
- . 1957. Checklist of the reptiles and amphibians of East Africa (Uganda, Kenya, Tanganyika, Zanzibar). *Bull. Mus. Comp. Zool.* 117:153–362.
- . 1958. Revision of five African snake genera. *Bull. Mus. Comp. Zool.* 119:1–198.
- , AND E. E. WILLIAMS. 1957. Revision of the African tortoises and turtles of the suborder Cryptodira. *Bull. Mus. Comp. Zool.* 115:163–557.
- LOUMONT, C. 1983. Deux espèces nouvelles de *Xenopus* du Cameroun (Amphibia, Pipidae). *Rev. Suisse Zool.* 90:169–177.
- MANAÇAS, S. 1955. Saurios e ofídios da Guiné Portuguesa. *Anais Ultra (Estidious de Zoologia)* 10:187–212.
- . 1963. Saurios de Angola. *Mem. Junt. Invest. Ultramar* 43:223–240.
- . 1982. Ofídeos venenosos da Guiné, S. Tomé, Angola e Moçambique. *Garcia de Orta: Série Zool.* 10:13–46.
- MARQUES, M. P., L. M. P. CERÍACO, D. C. BLACKBURN, AND A. M. BAUER. *In press*. Diversity and distribution of the amphibians and terrestrial reptiles of Angola: Atlas of historical and bibliographic records (1840–2017). *Proc. California Acad. Sci. Ser.* 4.
- MARX, H. 1959. Catalogue of type specimens of reptiles and amphibians in Chicago Natural History Museum. *Fieldiana, Zool.* 36:409–496.
- MASTERTSON, G., B. MARITZ, AND G. J. ALEXANDER. 2008. Effect of fire history and vegetation structure on herpetofauna in a South African grassland. *Appl. Herpetol.* 5:129–143.
- MEASEY, G. J., AND A. CHANNING. 2003. Phylogeography of the genus *Xenopus* in southern Africa. *Amphibia-Reptilia* 24:321–330.
- MEDINA, M. E., A. M. BAUER, W. R. BRANCH, A. SCHMITZ, W. CONRADIE, Z. T. NAGY, T. J. HIBBITTS, R. ERNST, D. M. PORTIK, S. V. NIELSEN, T. J. COLSTON, C. KUSAMBA, M. BEHANGANA, M.-O. RÖDEL, AND E. GREENBAUM. 2016. Molecular phylogeny of *Panaspis* and *Afroablepharus* skinks (Squamata: Scincidae) in the savannas of sub-Saharan Africa. *Mol. Phylogenet. Evol.* 100:409–423.
- MENEGON, M., AND S. SPAWLS. 2010. *Trachylepis bocagii*. The IUCN Red List of Threatened Species. Version 2014.3. <www.iucnredlist.org>. Downloaded on 1 December 2014.
- MERTENS, R. 1938. Amphibien und Reptilien aus Angola gesammelt von W. Schack. *Senckenb. Biol.* 20:425–443.
- . 1942. Die Familie der Warane (Varanidae), Dritter Teil: Taxonomie. *Abh. Senckenberg. Biol.* 466:235–391.
- . 1963. Die Rassengliederung der afrikanischen Wassernatter *Limnophis bicolor*. *Senckenberg. Biol.* 44:437–439.
- MILLS, M. S. L., P. V. PINTO, AND W. R. J. DEAN. 2008. The avifauna of Candangala National Park, Angola. *Bull. Afr. Bird Club* 15:113–120.
- MIFSUD, D. A., AND M. M. STAPLETON. 2014. *Kinixys* Conservation Blueprint: A Comprehensive Assessment to Ensure the Future of the Genus. *Herpetological Resource and Management Technical Publication*. 134 pp.
- MONARD, A. 1937. Contribution à l'herpétologie d'Angola. *Arq. Mus. Boc.* 8:19–154.
- . 1938. Contribution à la batrachologie d'Angola. *Arq. Mus. Boc.* 9:52–120.
- OLIVER, L., E. PRENDINI, F. KRAUS, AND C. J. RAXWORTHY. 2015. Systematics and biogeography of the *Hylarana* frog (Anura: Ranidae) radiation across tropical Australasia, Southeast Asia, and Africa. *Mol. Phylogenet. Evol.* 90:176–192.

- ONADEKO, A. B., AND RÖDEL, M. -O. 2009. Anuran surveys in south-western Nigeria. *Salamandra* 45:1–14.
- PARKER, H. W. 1936. Dr. Karl Jordan's Expedition to South West Africa and Angola: herpetological collection. *Novit. Zool.* 40:115–146.
- PASTEUR, G. 1964. Recherches sur l'évolution des lygodactyles, lézards Afro-Malgaches actuels. *Inst. Sci. Chérif., Série Zool.* 9:1–132.
- PERRET, J. -L. 1975. Les Gekkonidae du Cameroun, avec la description de deux sous-espèces nouvelles. *Rev. Suisse Zool.* 82:185–192.
- . 1976a. Révision des amphibiens africains et principalement des types, conservés au Musée Bocage de Lisbonne. *Arq. Mus. Boc. Segunda Série* 6:15–34.
- . 1976b. Identité de quelques *Afraxalus* (Amphibia, Salientia, Hyperoliidae). *Bull. Soc. Neuchatel. Sci. Nat.* 99:19–28.
- PETERS, W. C. H. 1877. Übersicht der Amphibien aus Chinchoxo (Westafrika), welche von der Afrikanischen Gesellschaft dem Berliner zoologischen Museum übergeben sind. *Mber. Königl. Preuss. Akad. Wiss. Berlin* 1877:611–621.
- . 1879. Neue oder Weniger bekannte Eidechsenarten aus der Familie der Scinciden (*Eumeces güntneri*, *Euprepes notabilis*, *Ablepharus rutilus*). *Sber. Ges. Naturf. Freunde Berlin* 1879:35–37.
- . 1881. Zwei neue von Herrn Major von Mechow während seiner letzten Expedition nach West-Afrika entdeckte Schlangen und eine Übersicht der von ihm mitgebrachten herpetologischen Sammlung. *Sitzungsberichte der Gesellschaft naturforschender Freunde zu Berlin. Sber. Ges. Naturforsch. Freunde Berlin* 1881:147–150.
- . 1882a. Über eine neue Batrachier der Gattung *Hyperolius* und *Limnodytes* (*Hylorana*) aus Africa. *Sber. Ges. Naturf. Freunde Berlin* 1882:8–10.
- . 1882b. Neue Batrachier (*Amblystoma Krausei*, *Nyctibatrachus sinensis*, *Bufo buchneri*). *Sber. Ges. Naturf. Freunde Berlin* 1882:145–148.
- PICKERSGILL, M. 2007. Frog Search. Results of Expeditions to Southern and Eastern Africa from 1993–1999. Frankfurt Contributions to Natural History Volume 28. Frankfurt am Main: Edition Chimaira. 574 pp.
- POYNTON, J. C. 1964. Amphibia of southern Africa: a faunal study. *Ann. Natal Mus.* 17:1–334.
- . 1970. Guide to the *Ptychadena* (Amphibia: Ranidae) of the southern third of Africa. *Ann. Natal Mus.* 20:365–375.
- , AND D. G. BROADLEY. 1985a. Amphibia Zambesiaca 1. Scolecophoridae, Pipidae, Microhylidae, Hemisidae, Arthropletidae. *Ann. Natal Mus.* 26:503–553.
- , AND D. G. BROADLEY. 1985b. Amphibia Zambesiaca 2. Ranidae. *Ann. Natal Mus.* 27:115–181.
- , AND ———. 1987. Amphibia Zambesiaca 3. Rhacophoridae and Hyperoliidae. *Ann. Natal Mus.* 28:161–229.
- , AND HAACKE, W. D. 1993. On a collection of amphibians from Angola, including a new species of *Bufo* Laurenti. *Ann. Transvaal Mus.* 36:9–16.
- RÖDEL, M. -O., AND R. ERNST. 2003. The amphibians of Marahoué and Mont Péko National Parks, Ivory Coast. *Herpetozoa* 16:23–39.
- RASMUSSEN, J. B. 2005. On the identification and distribution of the two-striped night adder (*Causus bilineatus*) and related forms. *Afr. J. Herpetol.* 54:1–15.
- RODRIGUES, P., R. FIGUEIRA, P. V. PINTO, M. B. ARAÚJO, AND P. BEJA. 2015. A biogeographical regionalization of Angolan mammals. *Mammal Rev.* 45:103–116.
- ROMEIRAS, M. M., R. FIGUEIRA, M. C. DUARTE, P. BEJA, AND I. DARBYSHIRE. 2014. Documenting biogeographical patterns of African timber species using herbarium records: a conservation perspective based on native trees from Angola. *PLoS ONE* 9:e103403.
- ROUX-ESTÈVE, R. 1974a. Recherches sur la morphologie, la biogéographie et la phylogénie des Typhlopidae d'Afrique. *Bull. Inst. Fond. Afr. Noire* 36A:429–508.
- . 1974b. Révision systématique des Typhlopidae d'Afrique Reptilia-Serpentes. *Mem. Mus. Nat. Hist. Nat., Séria A Zool.* 87:1–313.
- RUAS, C. 1996. Contribuicao para o conhecimento da fauna de batracios de Angola. Garcia de Orta: *Série Zool.* 21:19–41.
- . 2002. Batráquios de Angola em coleção no Centro de Zoologia. Garcia de Orta: *Série Zool.* 24:139–154.
- SCHMIDT, K. P., AND R. F. INGER. 1959. Amphibians exclusive of the genera *Afraxalus* and *Hyperolius*. Exploration du Parc National de l'Upemba. Mission G.F. de Witte, en Collaboration avec W. Adam, A. Janssens, L. van Meel et R. Verheyen (1946–1949). Institut National du Congo Belge. 56:1–264.
- SCHICK, S., J. KIELGAST, D. RÖDDER, V. MUCHAI, M. BURGER, AND S. LÖTTERS. 2010. New species of reed frog from the Congo basin with discussion of paraphyly in cinnamon-belly reed frogs. *Zootaxa* 2501:23–36.
- SCHIÖTZ, A. 1975. The Treefrogs of Eastern Africa. Steestrupia, Copenhagen. 232 pp.
- . 1999. *Treefrogs of Africa*. Frankfurt am Main: Editions Chimaira. 350 pp.
- , AND P. VAN DAELE. 2003. Notes on the treefrogs (Hyperoliidae) of the North-Western Province, Zambia. *Alytes* 20(3–4):137–149.
- SPAWLS, S., K. HOWELL, R. C. DREWES, AND J. ASHE. 2004. Field Guide to the Reptiles of East Africa. Christopher Helm Publishers Ltd, London. 543 pp.
- STANLEY, E. L., L. M. P. CERÍACO, S. BANDEIRA, H. VALÉRIO, M. F. BATES, AND W. R. BRANCH. 2016. A review of *Cordylus machadoi* (Squamata: Cordylidae) in southwestern Angola, with the description of a new species from the Pro-Namib desert. *Zootaxa* 4061: 201–226.
- STEINDACHNER, F. 1867. Reise der österreichischen Fregatte Novara um die Erde in den Jahren 1857, 1858, 1859 unter den Befehlen des Commodore B. von Wüllerstorff-Urbair. *Zoologischer Theil. 1. Amphibien.* K. K. Hofund Staatsdruckerei, Wien. 98 pp.
- TURTLE TAXONOMY WORKING GROUP [RHODIN, A. G. J., J. B. IVERSON, R. BOUR, U. FRITZ, A. GEORGES, H. B. SHAFFER, AND P. P. VAN DIJK]. 2017. Turtles of the world: annotated checklist of taxonomy, synonymy, distribution with maps and conservation status (8th edition). *In* A. G. J. Rhodin, J. B. Iverson, P. P. Van Dijk, R. A. Saumure, K. A. Buhlmann, P. C. H. Pritchard and R. A. Mittermeier (eds.), *Conservation Biology of Freshwater Turtles and Tortoises: A Compilation Project of the IUCN/SSC Tortoise and Freshwater Turtle Specialist Group*, pp. 1–292. Chelonian Research Monographs 7: doi: 10.3854/crm.7.checklist.v8.2017.
- VENCES, M., S. WANKE, D. R. VIEITES, W. R. BRANCH, F. GLAW, AND A. MEYER. 2004. Natural colonization or introduction? Phylogeographical relationships and morphological differentiation of house geckos (*Hemidactylus*) from Madagascar. *Biol. J. Linn. Soc.* 83:115–130.
- VETTER, H. 2011. Turtles of the World. Volume 1. Africa, Europe and Western Asia. Edition Chimaira, Frankfurt am Main. 152 pp.
- WAGNER, P., D. RÖDDER, AND T. M. WILMS. 2012. New data on the morphology and natural history of *Tetradactylus ellenbergeri* (Angel, 1922) (Sauria: Gerrhosauridae) and *Trachylepis ivensii* (Bocage, 1879) (Sauria: Scincidae) in northeastern Zambia. *Bonn Zool. Bull.* 61:35–40.
- , E. GREENBAUM, A. M. BAUER, C. KUSAMBA, AND A. D. LEACHÉ. 2018. Lifting the blue-headed veil—integrative taxonomy of the *Acanthocercus atricollis* species complex (Squamata: Agamidae). *J. Nat. Hist.* 52:771–817.
- WALLACH, V., K. L. WILLIAMS, AND J. BOUNDY. 2014. *Snakes of the World: A Catalogue of Living and Extinct Species*. CRC Press, Boca Raton, Florida. 1237 pp.
- WEINELL, J., AND A. M. BAUER. 2018. Systematics and phylogeography of the widely distributed African skink *Trachylepis varia* species complex. *Mol. Phylogenet. Evol.* 120:103–117.
- ZIMKUS, B. M., AND S. SCHICK. 2010. Light at the end of the tunnel: insights into the molecular systematics of East African puddle frogs (Anura: Phrynobatrachidae). *Syst. Biodivers.* 8:39–47.
- , M. -O. RÖDEL, AND A. HILLERS. 2010. Complex patterns of continental speciation: Molecular phylogenetics and biogeography of sub-Saharan puddle frogs (*Phrynobatrachus*). *Mol. Phylogenet. Evol.* 55:883–900.