

RESEARCH
PAPER



The ecology of lizard reproductive output

Shai Meiri^{1*}, James H. Brown² and Richard M. Sibly³

¹Department of Zoology, Tel Aviv University, 69978 Tel Aviv, Israel, ²Department of Biology, University of New Mexico, Albuquerque, NM 87131, USA and Santa Fe Institute, 1399 Hyde Park Road, Santa Fe, NM 87501, USA, ³School of Biological Sciences, University of Reading, Reading RG6 6AS, UK

ABSTRACT

Aim We provide a new quantitative analysis of lizard reproductive ecology. Comparative studies of lizard reproduction to date have usually considered life-history components separately. Instead, we examine the rate of production (productivity hereafter) calculated as the total mass of offspring produced in a year. We test whether productivity is influenced by proxies of adult mortality rates such as insularity and fossorial habits, by measures of temperature such as environmental and body temperatures, mode of reproduction and activity times, and by environmental productivity and diet. We further examine whether low productivity is linked to high extinction risk.

Location World-wide.

Methods We assembled a database containing 551 lizard species, their phylogenetic relationships and multiple life history and ecological variables from the literature. We use phylogenetically informed statistical models to estimate the factors related to lizard productivity.

Results Some, but not all, predictions of metabolic and life-history theories are supported. When analysed separately, clutch size, relative clutch mass and brood frequency are poorly correlated with body mass, but their product – productivity – is well correlated with mass. The allometry of productivity scales similarly to metabolic rate, suggesting that a constant fraction of assimilated energy is allocated to production irrespective of body size. Island species were less productive than continental species. Mass-specific productivity was positively correlated with environmental temperature, but not with body temperature. Viviparous lizards were less productive than egg-laying species. Diet and primary productivity were not associated with productivity in any model. Other effects, including lower productivity of fossorial, nocturnal and active foraging species were confounded with phylogeny. Productivity was not lower in species at risk of extinction.

Main conclusions Our analyses show the value of focusing on the rate of annual biomass production (productivity), and generally supported associations between productivity and environmental temperature, factors that affect mortality and the number of broods a lizard can produce in a year, but not with measures of body temperature, environmental productivity or diet.

Keywords

Body size, diet, insularity, mortality, oviparity, phylogenetic comparative methods, productivity, reproductive output, temperature, viviparity.

*Correspondence: Shai Meiri, Department of Zoology, Tel Aviv University, 69978 Tel Aviv, Israel.
E-mail: uncshai@post.tau.ac.il

INTRODUCTION

Reproductive allocation is key to evolutionary and ecological success and usually varies systematically with body size. On a per

unit mass basis, larger species have lower metabolic rates and lower rates of allocation of biomass to growth and reproduction (Blueweiss *et al.*, 1978; Calder, 1984). In lizards reproductive output is known to vary not only with body size but also with

phylogenetic affinity and ecology (Dunham & Miles, 1985; Dunham *et al.*, 1988; Clobert *et al.*, 1998). Most comparative analyses of lizard life histories have considered effects of ecological factors on single clutches or litters (e.g. Dunham *et al.*, 1988; Shine, 1992; Kratochvíl & Kubicka, 2007). This approach cannot incorporate trade-offs in components of the life history that affect reproductive allocation over the course of a year. For example, geckos, anoles, and many skink and gymnophthalmid lizards have been excluded from comparative studies (e.g. Dunham & Miles, 1985; Hedges, 1985; Clobert *et al.*, 1998), because they have nearly fixed clutch sizes (Shine & Greer, 1991) although they may compensate for small clutches by frequent laying (e.g. Andrews & Rand, 1974).

Here we compile and analyse data on annual biomass production of lizards. Following Brown *et al.* (2004), Brown & Sibly (2006) and Sibly & Brown (2007), we define *Productivity* as the total mass of offspring produced in 1 year (hatchling or neonate mass \times clutch size \times number of clutches per year), and *Specific productivity* as productivity divided by the mass of the female. If some constant fraction of assimilated energy is allocated to the production of new biomass (Blueweiss *et al.*, 1978; Calder, 1984; Brown *et al.*, 2004; White *et al.*, 2007), then specific productivity should follow the same allometry as mass-specific metabolic rate, scaling as approximately the -0.25 to -0.2 power of body mass.

Although a negative relationship between specific productivity and body size is pervasive in animals (Ernest *et al.*, 2003), there is variation in productivity among clades and functional groups. Warne & Charnov (2008) studied body size/productivity relationships in lizards, and found no differences between egg-laying and viviparous species. They noted significant differences between two major groups, Scleroglossa and Iguania, which they tentatively attributed to differences in body shape and feeding strategies (note that most recent phylogenetic reconstructions consider Scleroglossa to be paraphyletic, e.g. Organ *et al.*, 2008; Albert *et al.*, 2009; Wiens *et al.*, 2010). Sibly & Brown (2007) and Hamilton *et al.* (2011) analysed the scaling of specific productivity in mammals, and found the expected negative relationship with mass but much variation among lineages and functional groups. They attributed this variation largely to between-lineage differences in extrinsic (= predation-induced) mortality and in the reliability of food supply.

Our aim here is twofold: (1) to quantify and analyse data on productivity, its components (clutch size, hatchling size and clutch frequency) and overall annual allocation to reproduction in lizards; (2) to test hypotheses about ecological factors and life-history characteristics, in addition to body size, that may affect allocation to reproduction. We have compiled a large dataset on lizard phylogeny, life history, body size and ecological traits to test several hypotheses for influences of these factors on specific productivity:

Mortality

Brown & Sibly (2006) suggested that reduced rates of predation-induced (= extrinsic) mortality will lead to reduced rates of

production. This was on the basis that rates of biomass production and loss must balance for stable populations in the long term. We hypothesize that species endemic to islands will have low specific productivity, because on many islands they may experience relatively low extrinsic mortality. Arthropod abundances may be lower on islands (Janzen, 1973; Olesen and Valido 2003), further decreasing insular lizard productivity rates. Although Fitch (1985) found that island lizards usually have smaller clutches, Case (1982) claimed that lizards in predator-free insular environments are able to forage for longer, and therefore may attain higher rates of production. Additionally, we hypothesize that burrowing (= fossorial) lizards may face few predators compared with species active above ground, resulting in lower extrinsic mortality and, in turn, lower rates of production.

Temperature

We expect temperature to have both direct and indirect effects on lizard productivity. Specifically we hypothesize that lizards that live in warmer climates are diurnal rather than nocturnal, have higher body temperatures and should have higher rates of food intake, metabolism and hence production (e.g. Brown *et al.*, 2004). In warmer environments, at lower latitudes and elevations, lizards are predicted to have higher metabolic rates and extended diel (for nocturnal species) and, crucially, extended annual periods of activity, and to produce more broods per year (Inger & Greenberg, 1966; Adolph & Porter, 1993). Therefore we hypothesize that specific productivity will be correlated positively with both environmental and body temperature (perhaps surprisingly these variables are not correlated in our dataset: $n = 263$, slope = 0.08 ± 0.08 , $R^2 = 0.005$, $P = 0.27$) and that diurnal species will be more productive than nocturnal ones. Viviparity appears to be a frequent, convergent adaptation to cold climates in lizards (e.g. at high latitudes and elevations; Fitch, 1970). Viviparous species typically grow slowly (Dunham *et al.*, 1988), and have longer gestation times and therefore fewer broods per year than oviparous lizards, which can lay another clutch before the embryos of a previous clutch hatch. Additionally, clutch mass of viviparous species may be limited by selection for efficient locomotion and predator avoidance by pregnant females (Meiri, 2010). For these reasons we hypothesize that viviparous species will be less productive than oviparous ones.

Resources, diet and foraging

If reproductive allocation is limited by food availability, we further hypothesize that lizards in more productive environments will have higher specific productivity. Active-foraging and carnivorous species are lighter, more gracile, and are probably under selection to reduce the mass of eggs carried by the female and enhance efficiency of locomotion (Vitt & Congdon, 1978; Dunham *et al.*, 1988; Shine, 1992; Meiri, 2010). Therefore we hypothesize that active-foraging and carnivorous species will have lower specific productivity than sit-and-wait and herbivo-

rous species, respectively. Predicting relative rates of production on the basis of diet is, however, not straightforward. Although plant matter is often abundant, so herbivores might potentially have higher production rates (see Sibly & Brown 2007 for folivorous mammals), animal flesh is more nourishing and easier to digest. Carnivores often have higher metabolic rates than herbivores, with metabolic rates of omnivores being intermediate (McNab, 1986, 1995; Anderson & Jetz, 2005; cf. Clarke *et al.*, 2010). We note, however, that in endothermic vertebrates metabolic rates differ between folivores, nectarivores and frugivores, and that vertebrate eaters have higher metabolic rates than insectivores – the predominant mode of lizard feeding (McNab, 1986; Anderson & Jetz, 2005). Since we necessarily use rather crude dietary categories here, we may not be able to detect relationships between diet and productivity. Furthermore lizards tolerate irregular food availability more readily than endotherms (Pough, 1980), so their productivity may be less affected by diet.

Extinction risk

Species with lower reproductive rates may be more susceptible to extinction because they have lower population growth rates (e.g. Johnson, 2002; Cardillo *et al.*, 2005; Turvey, 2009). In lizards, Siliceo & Díaz (2010) found that (mainland) species with low reproductive output (small clutch size) were more prone to extinction than those with high reproductive output. Low production rates may therefore be associated with listing species as threatened with extinction.

Here we use species-specific traits in a phylogenetic framework to assess the intrinsic and ecological factors that affect specific productivity. Previous studies of reproductive effort in vertebrates were aimed at estimating just the overall slope effect of reproductive allometry rather than the ecological factors affecting it (Warne & Charnov, 2008), focused on single clutches or litters (e.g. Dunham *et al.*, 1988) or else were conducted in a way that did not enable teasing apart the influences of ecology and phylogeny (e.g. Sibly & Brown, 2009). Our dataset enables us to explicitly test the above-mentioned hypotheses for factors that may affect reproductive rates. Rather than focusing on the overall slope of the allometric relationship across all lizards, we are mainly interested here in the ecological factors responsible for the considerable variation around the regression line (Nee *et al.*, 2005).

METHODS

Body size and productivity

We used data compiled from the literature to analyse the relationships between specific productivity and body size, phylogenetic affinity and the above-mentioned ecological and life-history attributes. The dataset included 551 of the approximately 5600 recognized lizard species. Where multiple values were reported for a species we used the mean of the smallest and

largest published values (see below). Lizard size is most often reported as snout–vent length (SVL), whereas it is natural to relate productivity to metabolism and therefore to body mass, *M*. In lizards, however, body shape varies widely, so that SVL may not provide an accurate reflection of body mass (Vitt & Congdon, 1978; Hedges, 1985; Shine, 1992; Greer & Wadsworth, 2003). Much of the variation in body weight that is not explained by SVL can be attributed to the degree of limb development and to phylogenetic affinity (Meiri, 2010). Therefore, to account for shape differences, we estimated the body mass of both adults and juveniles from SVL using family-specific equations (Table 3 in Meiri, 2010), or higher-clade equations (i.e. Table 2 in Meiri, 2010) when family-level equations were unavailable. The masses of legless and leg-reduced lizards were estimated using equations derived for such species [ordinary least squares (OLS) regressions, Tables 1 and 3 in Meiri, 2010]. Because lizards continue to grow well after attaining sexual maturity, size ranges of adults are commonly reported and used in comparative analyses of lizards (Meiri, 2008). Here we used mean adult female SVL wherever possible ($n = 431$), and when means were unavailable we used the midpoint between minimum and maximum adult female size ($n = 59$). For species where data for females were unavailable ($n = 36$), we used the means (22) or midpoints (14) reported without reference to gender. The basis for size calculation did not influence the results (not shown). Mass data were \log_{10} -transformed in all analyses to normalize the residuals and equalize variance, and because the biological effects of body size are inherently multiplicative (it is how many times larger or smaller that matters, not how many grams heavier or lighter).

Because we estimated mass-specific productivity as (hatchling mass) \times (clutch size) \times (number of clutches per year)/(female mass), plotting this measure as a function of female mass has the disadvantage that ratios of random numbers regressed against their denominator will automatically yield negative correlations (Atchley *et al.*, 1976). We nonetheless use this ratio for several reasons:

1. The problem of spurious correlation is not serious when the correlation between numerator and denominator is high (Smith, 1999). In our data the correlation between productivity and female mass is $r = 0.90$.
2. The use of ratios did not affect our calculated estimates of coefficients, standard errors and probabilities of other variables, and the effect was to lower the allometric slope for specific productivity by exactly 1 as predicted: the slope of the regression of whole-organism productivity against female mass is 0.84 ($R^2 = 0.80$), and significantly lower than 1, while the allometric slope of specific productivity is -0.16 .
3. The use of ratios allows direct comparisons with previous work (Sibly & Brown, 2007, 2009), while not compromising testing of the above hypotheses. Specific productivity values were \log_{10} -transformed in all analyses to normalize the residuals and equalize variances, and to be consistent with standard allometric analysis.

Hatchling mass was estimated from SVLs of hatchlings or neonates using the same allometric equations used for adults.

This assumes that the body mass/body shape does not change during ontogeny – which is probably true (Meiri, 2010). Because the allometric equations are family-specific, this is only likely to affect our results if ontogenetic shape changes vary between families. Clutch size is the geometric mean of the lowest and highest reported mean clutch size (and of clutch size if means were unavailable). Clutch frequency is the geometric mean of minimum and maximum reported clutch (or brood) frequency.

Ecological attributes

Ecological traits were derived and coded as follows:

1. Mortality-related

a. Insularity: species were classified as endemic to islands or as mainland species, using data from Meiri *et al.* (2011).

b. Burrowing: we classified lizards as fossorial or surface active (including semi-fossorial species; classifying the latter as fossorial did not change the results).

2. Temperature-related

a. Environmental temperature: we used digitized published species range maps (see Powney *et al.*, 2010 and <http://www3.imperial.ac.uk/cpb/workshops/globalassessmentofreptiledistributions>) to obtain temperature data (mean value of mean annual temperature in 150" × 150" grid cells, data from Hijmans *et al.*, 2005) for all species for which we had distribution maps.

b. Body temperature: we used literature data on the mean body temperature of active lizards. Where more than one value was reported for a species we used the midpoint of the range of measurements.

c. Diel activity, diet, and foraging mode: lizards were classified as diurnal, nocturnal or cathemeral (active both day and night).

d. Mode of reproduction: reproductive strategy was coded as oviparous or viviparous (including ovoviviparous). For seven species in which reproductive strategies vary between populations we used the mode of reproduction in the population which was the source for reproductive data. For example, *Plestiodon tetragrammus* was classified as oviparous, because our reproduction data are from Degenhardt *et al.* (1996), who mention there is but a single known case of viviparity in this species.

3. Environmental productivity-related

a. Primary productivity was calculated as average net primary productivity (NPP, mean value across grid cells, data from Imhoff *et al.*, 2004, \log_{10} -transformed) within the species ranges (see above for temperature).

b. Foraging: we classified foraging mode as either sit-and-wait, active-foraging or mixed. Data were obtained from the literature.

c. Diet: diet was treated as a carnivore, omnivore, herbivore trichotomy according to the criteria of Meiri (2008). We did not distinguish between vertebrate and invertebrate feeding, because most carnivorous lizards seem to gradually consume more vertebrate food with increasing size (S.M., pers. obs.). Data were obtained from the literature.

4. Extinction risk: we used threat categories from the IUCN Red List of threatened species (IUCN, 2009) to classify species

dichotomously: those in Red List categories 'least concern' and 'near threatened' were considered to be non-threatened, whereas those in categories 'vulnerable', 'endangered', or 'critically endangered' were considered to be threatened. In an alternative coding we used '1' for the least concern category, and 2, 3, 4 and 5 for the near threatened, vulnerable, endangered and critically endangered ones, respectively. Species in the 'Data Deficient' category were omitted.

Phylogenetic and statistical analyses

We created a composite phylogeny from published phylogenetic hypotheses (Appendix S1 in Supporting Information). Lacking branch lengths for most of the tree, we scaled branches to make the tree ultrametric using the cladogram transform in FigTree (Rambaut, 2010). We used phylogenetically corrected general linear models (Freckleton *et al.*, 2002) implemented in the R package CAIC (Orme, <http://r-forge.r-project.org/projects/caic/>) to account for phylogenetic non-independence, adjusting the strength of phylogenetic non-independence using the maximum likelihood value of the scaling parameter, Pagel's λ .

Statistical analyses were performed in R 2.11.1 (R Development Core Team, 2010). The highest correlation coefficient between continuous predictors in our dataset is 0.22 (between environmental temperature and body mass), hence multicollinearity is probably not a serious issue. We had data for all species for mass, mode of reproduction, insularity and fossoriality, and for > 94% of the species for diet, activity times, environmental temperature and NPP. However, we only had data for 53% of the species for body temperature, for 50% for foraging strategy and 49% for IUCN threat category. We therefore used a two-stage model evaluation process: (1) start with a full model of variables for which we had data for > 94% of the species, and simplify it as suggested by Crawley (2007, pp. 328–332) starting with interaction terms; (2) sequentially add the variables for which we had data for a smaller proportion of the species, to the minimum adequate model identified in (1).

RESULTS

Components of lizard reproductive allometry

Our dataset comprises 551 species in 27 lizard and amphisbaenian families (Appendix S2). The allometries of the life-history traits and productivity are shown in Fig. 1 and Table 1a. Clutch size increased, clutch frequency generally decreased and relative clutch mass did not vary with increasing body size (Fig. 1a–c). Whole-organism production rate increased with body size, as expected, and this relationship was much tighter than the others ($R^2 = 0.80$, Fig. 1d). Hatchling mass increased with female mass (slope 0.711 ± 0.014 , $R^2 = 0.82$). All these patterns have a strong phylogenetic signal: addition of family improved all non-phylogenetic models ($P < 0.001$, $\Delta AIC > 160$ in all cases, overall R^2 increases by 6 to 45%, Appendix S3). Allowing slopes to vary between families (adding a family:

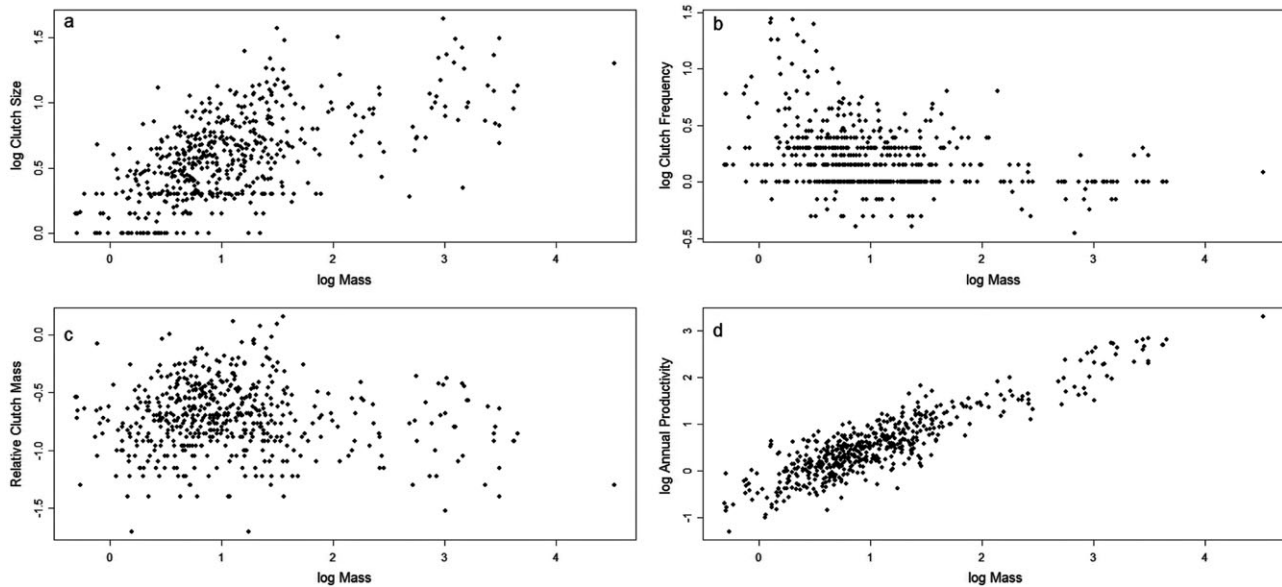


Figure 1 Allometry of reproductive components: plots on logarithmic axes of (a) clutch size, (b) number of clutches per year, (c) relative clutch mass (g), and (d) whole-organism annual biomass production as a function of female body mass.

Table 1 Allometry of reproductive traits in lizards based on linear regression models of log-transformed data with female mass as the predictor variable.

(a) Non-phylogenetic models

Dependent variable	Intercept	Slope	R^2	Slope with family as factor	R^2 with family as factor	R^2 (with mass: family interaction)
Clutch size	0.301 ± 0.019	0.259 ± 0.015	0.362	0.195 ± 0.017	0.681	0.724
Clutch frequency	0.336 ± 0.020	-0.125 ± 0.015	0.109	-0.094 ± 0.018	0.523	0.568
Relative clutch mass (g)	0.255 ± 0.014	-0.009 ± 0.010	0.001	-0.050 ± 0.012	0.453	0.484
Productivity (g year^{-1})	-0.339 ± 0.024	0.844 ± 0.018	0.798	0.790 ± 0.024	0.863	0.870

(b) Phylogenetic models

Dependent variable	Intercept	Slope	R^2	λ
Dependent variable	Intercept	Slope	R^2	λ
Clutch size	0.300 ± 0.080	0.211 ± 0.017	0.210	0.82
Clutch frequency	0.252 ± 0.089	-0.054 ± 0.019	0.014	0.83
Relative clutch mass (g)	0.293 ± 0.057	-0.063 ± 0.014	0.035	0.73
Productivity (g year^{-1})	-0.339 ± 0.087	0.805 ± 0.025	0.651	0.58

$n = 551$ in all cases. All variables except relative clutch mass were \log_{10} -transformed. All tests are significant (at $\alpha = 0.01$) except the non-phylogenetic allometry of relative clutch mass ($P = 0.37$). Slopes and intercepts are reported with standard errors.

mass interaction term) further improved models for clutch size and frequency, but not for productivity and relative clutch mass (for which AIC scores increased, Appendix S3). Pagel's λ , a measure of the influence of phylogeny, was always significantly higher than 0 (no phylogenetic effect) and lower than 1 (identical to a phylogeny-dependent Brownian motion model of evolution) (Table 1b).

Traits affecting allocation to production

Non-phylogenetic analysis

The slope of the relationship between specific productivity and female body mass was -0.16 ± 0.02 SE [95% confidence interval (CI) -0.124 to -0.197]. There were major differences in normal-

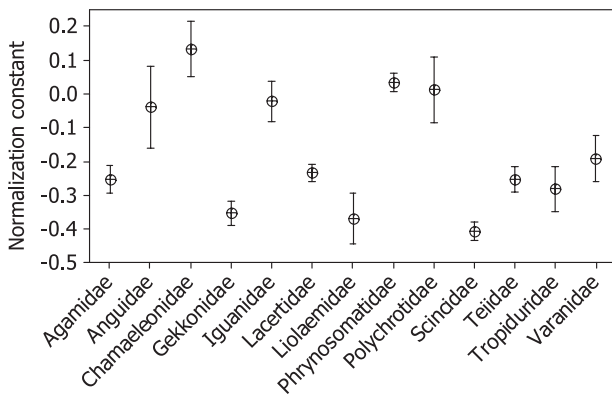


Figure 2 Productivity in different lizard families. Normalization constants indicate the relative productivity (\log_{10} scale) of the families and were obtained by fitting parallel lines to the data of Figure 3 and recording their y -intercepts. Vertical bars indicate standard errors. Only families with 10 or more species are shown.

ization constants (i.e. the intercepts of the allometric equation) among families ($F_{26,523} = 8.94$, $P < 0.0001$, Fig. 2), but no significant family \times body mass interactions ($F_{20,503} = 1.31$, $P = 0.17$, Fig. 3). The normalization constants for the 13 best-represented families (with 10 or more species) cover a range of 0.57 \log_{10} units or about 3.5-fold. The most productive families, horned lizards (Phrynosomatidae), anoles (Polychrotidae) and chameleons (Chamaeleonidae) are 2–3.5 times more productive than geckos, skinks and liolaemids (Gekkonidae, Scincidae and Liolaemidae, respectively) (Fig. 2, Appendix S3b).

The best stage 1 non-phylogenetic model ($n = 526$ species) explained 19% of the variation in specific productivity and included all predictors except diet (with no significant interactions) (Fig. 3). In addition to the large effect of mass (slope -0.18 ± 0.02), we found that:

1. Insular and fossorial species were less productive than mainland lizards and those active above ground respectively (intercept differences of 0.09 ± 0.04 and 0.16 ± 0.08 log units for insularity and fossoriality, respectively, $P = 0.04$ in both cases).
2. Specific productivity increased with increasing environmental temperature (slope = 0.009 ± 0.003 , $P = 0.002$), viviparous species were less productive than oviparous ones (difference of 0.14 ± 0.04 log units, $P = 0.0001$) and diurnal species were more productive than nocturnal but not cathemeral lizards (differences: 0.12 ± 0.04 and 0.07 ± 0.06 \log_{10} units, $P = 0.005$ and 0.22 , respectively). Interestingly, however, within both skinks and geckos, the only families containing both diurnal and nocturnal forms, species with different activity times have similar specific productivities: Controlling for size, nocturnal species had a higher normalization constant than that of diurnal species by 0.01 ± 0.09 in skinks and 0.021 ± 0.14 in geckos ($P = 0.88$ in both cases). Adding other predictors did not make activity time a significant factor.

Viviparous lizards ($n = 105$) reproduce less frequently than oviparous species ($n = 446$), having, on average, less than half as many clutches per year (1.01 vs. 2.44, respectively: $t = 9.09$,

$P < 0.0001$). Among species producing only one clutch per year, there was no significant difference in specific production between oviparous and viviparous species: controlling for size, viviparous species were less productive by 0.01 ± 0.05 \log_{10} units ($P = 0.86$, adding other predictors does not make mode of reproduction become a significant factor). Body temperatures were not significantly associated with specific productivity when added to the best stage 1 model (slope 0.002 ± 0.005 , $P = 0.68$).

3. Specific productivity decreased with increased NPP (slope -0.074 ± 0.036 ; $P = 0.04$). Diet was not significantly correlated with specific productivity, and was therefore excluded from the best stage 1 model. Specific productivity was higher in sit-and-wait species ($n = 118$) and mixed strategists ($n = 27$) than in active foragers ($n = 132$) (by 0.13 ± 0.04 and 0.23 ± 0.07 \log_{10} units, $P = 0.001$ and 0.001 , respectively, with foraging mode added to the best stage 1 model).

4. IUCN threat category was unrelated to specific productivity when added to the best stage 1 model (threatened species more productive by 0.012 ± 0.06 log units, $P = 0.84$, when threat is modelled as a continuous variable the slope is 0.014 ± 0.021 , $P = 0.50$).

Overall body mass explained the majority of variation in specific productivity across species (12.4% in the best stage 1 model, based on partial R^2 scores), with mode of reproduction, activity time and environmental temperatures contributing each an additional 1.3–2.4%, while insularity (0.7%), NPP (0.7%) and fossoriality (0.6% added explained variance) were less important.

Phylogenetic analysis

As suggested by the above effect of family, specific productivity was associated with phylogeny: $\lambda = 0.6$ in the best stage 1 model (different from 0 and 1, both $\chi^2 > 140$, $P < 0.001$). In the phylogenetically explicit model, specific productivity decreased with increasing body size with a somewhat steeper (more negative) slope than in the non-phylogenetic analysis (slope = -0.20 ± 0.03 , $t = 7.75$, $P < 0.0001$). The best stage 1 model ($n = 526$ species) explained 15% of the variation in specific productivity. It contained no interaction terms. The differences between the phylogenetic and non-phylogenetic analyses are summarized in Table 2.

Effects of the ecological variables in the phylogenetic model were as follows.

1. Island endemics are less productive than continental lizards (by 0.09 ± 0.04 \log_{10} units, $t = 2.20$, $P = 0.028$). Fossoriality was not associated with specific productivity.
2. Viviparous species were less productive than oviparous ones (by 0.17 ± 0.05 \log_{10} units, $t = 3.78$, $P = 0.0001$) and specific productivity increased with increasing environmental temperatures (slope = 0.007 ± 0.003 , $t = 2.20$, $P = 0.028$). Activity time was unrelated to specific productivity and body temperature was not significant when added to the best stage 1 model ($n = 277$, slope = 0.001 ± 0.006 , $t = 0.15$, $P = 0.88$).
3. Specific productivity was not significantly correlated with either NPP or diet, and foraging strategy was likewise not sig-

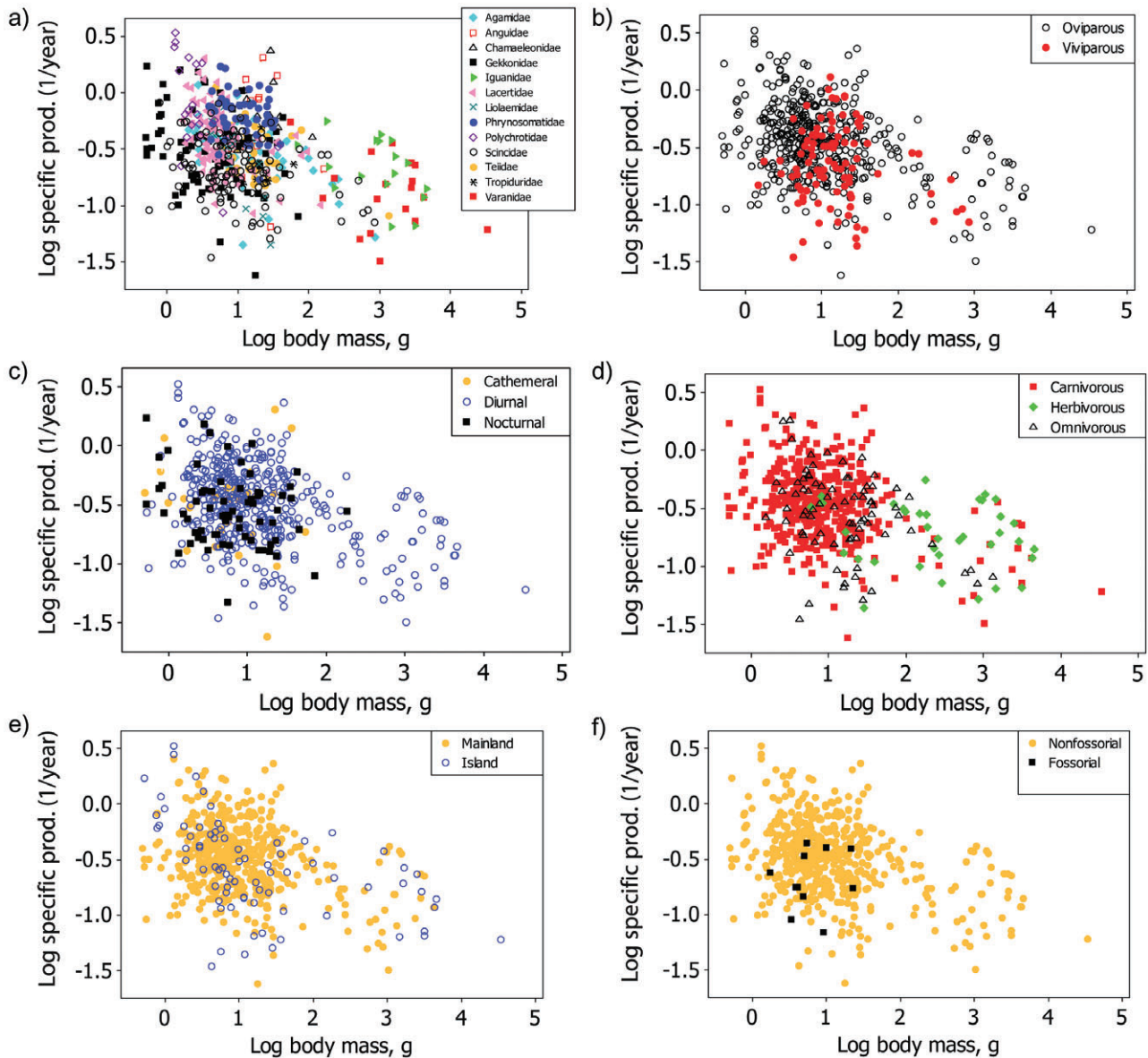


Figure 3 Effects of associations between lineages (families, only those with 10 or more species are shown), life-history traits, ecological variables and specific productivity (specific prod.): (a) family, (b) mode of reproduction, (c) activity time, (d) diet, (e) insularity, and (f) fossoriality. Associations with the various factors are shown by superposition on plots of mass-specific productivity as a function of female body mass on log-transformed axes. Specific productivity (mass of offspring produced yearly, divided by female mass) units are 1/year.

nificant when added to the best stage 1 model ($n = 270$, sit-and-wait foragers with a lower normalization constant than active foragers by only 0.03 ± 0.05 log units, $t = 0.52$, $P = 0.60$).

4. IUCN extinction risk category was not associated with specific productivity, regardless of whether treated as a continuous or dichotomous variable ($n = 265$, slope = 0.0005 ± 0.017 , $t = 0.03$, $P = 0.98$; threatened species are less productive by only 0.04 ± 0.05 log units, $t = 0.80$, $P = 0.43$).

DISCUSSION

Lizard productivity is strongly correlated with body mass, but clutch size, clutch frequency and relative clutch mass are much

less so (Fig. 1). This makes a compelling case for using annual productivity, which integrates reproductive output over the entire year, as the best single quantitative measure of allocation to reproduction. Variations in the individual components of productivity with body size are similar to those reported previously: (1) clutch size increases (e.g. Fitch, 1970; Tinkle *et al.*, 1970; Dunham & Miles, 1985; Clobert *et al.*, 1998), (2) clutch frequency decreases (Dunham & Miles, 1985), and (3) hatchling body mass increases (Andrews & Rand, 1974).

The allometric relationships shown in Fig. 1 all vary among clades (Table 1, see also Clobert *et al.*, 1998; Kratochvil & Frynta, 2006; Warne & Charnov, 2008). The largest clutches are laid not only by very large monitor lizards (Varanidae) and

Factor	Non-phylogenetic model	Phylogenetic model
Body size	Large species are less productive	Large species are less productive
Insularity	Insular species are less productive	Insular species are less productive
Fossoriality	Fossorial species are less productive	n.s.
Environmental temperature	Species in cold environments are less productive	Species in cold environments are less productive
Body temperature	n.s.	n.s.
Mode of reproduction	Viviparous species are less productive	Viviparous species are less productive
Activity time	Diurnal species are more productive	n.s.
NPP	Productivity decreases with increasing NPP	n.s.
Diet	n.s.	n.s.
Foraging	Sit-and-wait species are more productive	n.s.
IUCN category	n.s.	n.s.

NPP, net primary productivity; IUCN category, level of extinction threat; n.s., non-significant.

iguanas (Iguanidae), but also by medium-sized chameleons (Chamaeleonidae). Similarly anoles, not the smallest lizards, produce the smallest clutches (invariably laying a single egg), but lay frequently and, because of the extended reproductive season in their tropical and subtropical environments, often produce clutches throughout the year. The result is that tropical anoles and chameleons are among the most productive lizards (i.e. with high residuals in a non-phylogenetic regression of productivity on body mass). By contrast, many of the least productive species are viviparous inhabitants of cold climates at high elevations or high latitudes (e.g. some Andean *Phymaturus* and *Liolaemus*, New Zealand *Hoplodactylus* geckos and Tasmanian *Niveoscincus* skinks); they reproduce very infrequently, often taking more than a year to complete a reproductive cycle. Other species with low productivity include viviparous fossorial skinks (e.g. *Typlosaurus* and *Chalcides*) – species that probably encounter little predation-induced mortality and reproduce infrequently.

The decrease in specific productivity with body size was expected, and the slope is not far from the -0.24 suggested by scaling of mass-specific metabolic rate in reptiles (White *et al.*, 2007). Similar slopes were reported by Warne & Charnov (2008), although our dataset contains nearly five times as many species and we used somewhat different methods for compiling and standardizing data and for statistical analysis. Similarity in allometries of metabolic rate and productivity indicates that across species, which differ conspicuously in ecology and phylogenetic affinity, lizards generally allocate an approximately constant fraction of metabolic energy to reproduction in the form of production of new biomass.

Our results, while showing considerable variation in rates of production among and within phylogenetic lineages and ecological types (Nee *et al.*, 2005), provided mixed support for our hypotheses based on metabolic theory, life-history theory and previous studies of lizard ecology.

Table 2 Comparison of the results of the phylogenetic and non-phylogenetic models.

Mortality

As expected, insular lizards are less productive than mainland ones. Some of the insular endemics in our dataset, however, inhabit very large islands (e.g. Cuba, Tasmania), and some of these islands hold a diverse array of avian, ophidian and even mammalian carnivores (e.g. Taiwan). Even within species lizard body size differs between islands (Hasegawa, 1994; Meiri, 2007), and the ecological conditions prevailing on different islands play a crucial role in shaping life-history characteristics (Raia & Meiri, 2006). Thus equating insularity with reduced predation is at best an oversimplification. Furthermore, while fossorial species are less productive than surface-active lizards, this effect is confounded with phylogeny, so it may stem from factors unrelated to mortality.

Temperature

The metabolic theory of ecology predicts that lizards should be more productive when body temperatures are higher. Our data suggest that productivity is not related to body temperature but is related to environmental temperature. This is reflected in the fact that directly measured body temperatures and phylogeny-independent activity times came out as unimportant, while both environmental temperatures and reproductive mode strongly affect productivity. We suggest that this is probably because mean annual temperature reflects the length of the reproductive season – which we also found to be the factor causing the lower productivity of viviparous species. Species inhabiting colder, presumably more seasonal, climates cannot reproduce so often, and neither can viviparous species, constrained by their lengthy pregnancies. In temperate environments with seasonal time constraints, lizards may accelerate growth (Meiri & Yom-Tov, 2004) and reproduce at smaller sizes, leading to smaller clutches. Brood frequency (log-transformed, corrected for mass) increases with environmental temperatures (slope 0.02,

$P < 0.001$), supporting the notion that season length is a major factor shaping lizard reproduction. The relationship between productivity and temperature warrants further investigation, in part because of problems in standardizing measurements of 'body temperature' in lizards, many of which exhibit wide daily and seasonal variation, and engage in behavioural thermoregulation.

Environmental productivity

Measures of energy availability and expenditure seem not to affect lizard reproductive output. Differences between sit-and-wait and active foragers are confounded with phylogeny and should be treated with caution. Productivity is negatively correlated with NPP (and uncorrelated when phylogeny is taken into account) or with diet, suggesting that the availability of food to individual lizards is not higher in more productive environments. Perhaps population densities are also higher in such environments (Buckley *et al.*, 2008), resulting in similar resource availability per individual. This is consistent with the general view that vertebrates in productive tropical rain forests have low productivity, long life spans and generally slow life histories, and with the findings of Anderson & Jetz (2005) for geographic variation in field metabolic rates of birds and mammals.

Extinction risk

Surprisingly, and unlike the well-documented situation in mammals (Johnson, 2002; Cardillo *et al.*, 2005; Davidson *et al.*, 2009) and mainland lacertids lizards (Siliceo & Díaz, 2010), lizard species identified by the IUCN as threatened with extinction do not have unusually low productivities reflecting 'slow' life histories. Extinction risk in lizards apparently depends more on factors such as geographic range size and population density than on productivity.

The results of our non-phylogenetic and phylogenetically explicit analyses, while broadly similar, nevertheless contain some discrepancies (Table 2). The similar productivity of diurnal and nocturnal geckos and skinks, as well as the lack of body temperature effects, suggest that the significant effect of activity time we found using non-phylogenetic models is an artefact. Foraging mode varies within some lineages, suggesting that a phylogenetic analysis would have sufficient power to reject the null had a true relationship with productivity existed. Hence for foraging mode too it is reasonable to prefer the results of the phylogenetic analysis over the non-phylogenetic one. The discrepancy in the results for fossoriality is more difficult to interpret. Fossoriality has evolved only a few times – in skinks (a few times), pygopodids and amphisbaenians, three clades with relatively low reproductive output (Appendix S3). The low number of independent evolutions of fossoriality will result in phylogenetic comparative analyses, which, perhaps unjustifiably, give priority to phylogenetic effects over ecological ones (Westoby *et al.*, 1995), having low power to reject the null. Thus we suspect that in this case the non-phylogenetic result, that fossorial

species are less productive than other taxa, may well represent evolutionary reality, even though it was rejected in the phylogenetic analysis.

Body size alone explained 80% of the variation in whole-organism allocation to production on an annual basis. The similar scaling of productivity and metabolic rate with body size implies that in general lizards allocate a constant fraction of metabolic energy to reproduction. When whole-organism productivity is divided by body size to obtain specific productivity, much of this size-dependent variation is obscured, some 80% of the variation in specific productivity remains unexplained. Nevertheless, our analysis generally supported associations between productivity and factors that affect mortality and the number of broods a lizard can produce in a year, but not with measures of body temperatures, environmental productivity or diet. By analysing a large dataset, incorporating a phylogenetic perspective and combining the life-history components into a single measure of annual productivity, this study goes beyond earlier ones (e.g. Tinkle *et al.*, 1970; Dunham *et al.*, 1988; Clobert *et al.*, 1998; Shine, 2005; Warne & Charnov, 2008) to provide additional insights into how allometric constraints and ecological factors have shaped the reproductive biology of lizards.

ACKNOWLEDGEMENTS

We thank Gavin Thomas for invaluable assistance with the pglm analyses. Rich Grenyer, Ally Phillimore, David Orme and Gavin Thomas kindly helped with R code. We thank Rodolphe Bernard, Anat Feldman and Meirion Hopkins for help with obtaining the environmental and geographic data, Erez Maza and Maria Novosolov for help with the insularity data, and Raoul Van-Damme for contributing much of the body temperature data. We thank Barbara B. Sanger and Liz Butcher from the Michael Way Library, Imperial College, Silwood Park, for their invaluable help with data collection. Folmer Bokma, Pasquale Raia and two anonymous referees provided important comments on earlier versions of this manuscript. S.M. is supported by an Alon Fellowship.

REFERENCES

- Adolph, S.C. & Porter, W.P. (1993) Temperature, activity, and lizard life histories. *The American Naturalist*, **142**, 273–295.
- Albert, E.M., Mauro, D.S., García-París, M., Rüber, L. & Zardoya, R. (2009) Effect of taxon sampling on recovering the phylogeny of squamate reptiles based on complete mitochondrial genome and nuclear gene sequence data. *Gene*, **441**, 12–21.
- Anderson, K.J. & Jetz, W. (2005) The broad-scale ecology of energy expenditure of endotherms. *Ecology Letters*, **8**, 310–318.
- Andrews, R.M. & Rand, A.S. (1974) Reproductive effort in anoline lizards. *Ecology*, **55**, 1317–1327.
- Atchley, W.R., Gaskins, C.T. & Anderson, D. (1976) Statistical properties of ratios. I. Empirical results. *Systematic Zoology*, **25**, 137–148.

- Blueweiss, L., Fox, H., Kudzma, F., Nakashima, D., Peters, R. & Sams, S. (1978) Relationships between body size and some life history parameters. *Oecologia*, **37**, 257–272.
- Brown, J.H. & Sibly, R.M. (2006) Life-history evolution under a production constraint. *Proceedings of the National Academy of Sciences USA*, **103**, 17595–17599.
- Brown, J.H., Gillooly, J.F., Allen, A.P., Savage, V.M. & West, G.B. (2004) Toward a metabolic theory of ecology. *Ecology*, **85**, 1771–1789.
- Buckley, L.B., Rodda, G.H. & Jetz, W. (2008) Thermal and energetic constraints on ectotherm abundance: a global test using lizards. *Ecology*, **89**, 48–55.
- Calder, W.A. (1984) *Size, function and life history*. Harvard University Press, Cambridge, MA.
- Cardillo, M., Mace, G.M., Jones, K.E., Bielby, J., Bininda-Emonds, O.R.P., Sechrest, W., Orme, C.D.L. & Purvis, A. (2005) Multiple causes of high extinction risk in large mammal species. *Science*, **309**, 1239–1241.
- Case, T.J. (1982) Ecology and evolution of the insular giant chuckawallas, *Sauromalus hispidus* and *Sauromalus varius*. *Iguanas of the world* (ed. by GM Burghardt and AS Rand), pp. 184–212. Noyes Publications, Park Ridge, NJ.
- Clarke, A., Rothery, P.R. & Isaac, N.J.B. (2010) Scaling of basal metabolic rate with body mass and temperature in mammals. *Journal of Animal Ecology*, **79**, 610–619.
- Clobert, J., Garland, T. & Barbault, R. (1998) The evolution of demographic tactics in lizards: a test of some hypotheses concerning life history evolution. *Journal of Evolutionary Biology*, **11**, 329–364.
- Crawley, M.J. (2007) *The R book*. John Wiley and Sons, Chichester.
- Davidson, A.D., Hamilton, M.J., Boyer, A.G., Brown, J.H. & Ceballos, G. (2009) Multiple ecological pathways to extinction in mammals. *Proceedings of the National Academy of Sciences USA*, **26**, 10702–10705.
- Degenhardt, W.G., Painter, C.W. & Price, A.H. (1996) *Amphibians and reptiles of New Mexico*. University of New Mexico Press, Albuquerque.
- Dunham, A.E. & Miles, D.B. (1985) Patterns of covariation in life history traits of squamate reptiles: the effects of size and phylogeny reconsidered. *The American Naturalist*, **126**, 231–257.
- Dunham, A.E., Miles, D.B. & Reznick, D.N. (1988) Life history patterns in squamate reptiles. *Biology of the Reptilia*, **16**, 441–522.
- Ernest, S.K.M., Enquist, B.J., Brown, J.H., Charnov, E.L., Gillooly, J.F., Savage, V.M., White, E.P., Smith, F.A., Hadly, E.A., Haskell, J.P., Lyons, S.K., Maurer, B.A., Niklas, K.J. & Tiffney, B. (2003) Thermodynamic and metabolic effects on the scaling of production and population energy use. *Ecology Letters*, **6**, 990–995.
- Fitch, H.S. (1970) Reproductive cycles of lizards and snakes. *University of Kansas Museum of Natural History Miscellaneous Publications*, **52**, 1–247.
- Fitch, H.S. (1985) Variation in clutch and litter size in New World reptiles. *University of Kansas Museum of Natural History Miscellaneous Publications*, **76**, 1–76.
- Freckleton, R.P., Harvey, P.H. & Pagel, M. (2002) Phylogenetic analysis and comparative data: a test and review of evidence. *The American Naturalist*, **160**, 712–726.
- Greer, A.E. & Wadsworth, L. (2003) Body shape in skinks: the relationship between relative hind limb length and relative snout–vent length. *Journal of Herpetology*, **37**, 554–559.
- Hamilton, M.J., Davidson, A.D., Sibly, R.M. & Brown, J.H. (2011) Universal scaling of production rates across mammalian lineages. *Proceedings of the Royal Society B: Biological Sciences*, **278**, 560–566.
- Hasegawa, M. (1994) Insular radiation in life history of the lizard *Eumeces okadae* in the Izu Islands, Japan. *Copeia*, **1994**, 732–747.
- Hedges, S.B. (1985) The influence of size and phylogeny on life history variation in reptiles: a response to Stearns. *The American Naturalist*, **126**, 258–260.
- Hijmans, R.J., Cameron, S.E., Parra, J.L., Jones, P.G. & Jarvis, A. (2005) Very high resolution interpolated climate surfaces for global land areas. *International Journal of Climatology*, **25**, 1965–1978.
- Imhoff, M.L., Bounoua, L., Ricketts, T., Loucks, C., Harriss, R. & Lawrence, W.T. (2004) *HANPP collection: global patterns in net primary productivity (NPP)*. Available at: <http://sedac.ciesin.columbia.edu/es/hanpp.html> (accessed January 2009).
- Inger, R.F. & Greenberg, B. (1966) Annual reproductive patterns of lizards from a Bornean rain forest. *Ecology*, **47**, 1007–1021.
- IUCN (2009) *Red List of threatened species*. IUCN, Gland.
- Janzen, D.H. (1973) Sweep samples of tropical foliage insects: effects of seasons, vegetation types, elevation, time of day, and insularity. *Ecology*, **54**, 687–701.
- Johnson, C.N. (2002) Determinants of loss of mammal species during the Late Quaternary ‘megafauna’ extinctions: life history and ecology, but not body size. *Proceedings of the Royal Society B: Biological Sciences*, **269**, 2221–2227.
- Kratochvíl, L. & Frynta, D. (2006) Body-size effect on egg size in eublepharid geckos (Squamata: Eublepharidae), lizards with invariant clutch size: negative allometry for egg size in ectotherms is not universal. *Biological Journal of the Linnean Society*, **88**, 527–532.
- Kratochvíl, L. & Kubicka, L. (2007) Why reduce clutch size to one or two eggs? Reproductive allometries reveal different evolutionary causes of invariant clutch size in lizards. *Functional Ecology*, **21**, 171–177.
- McNab, B.K. (1986) The influence of food habits on the energetics of eutherian mammals. *Ecological Monographs*, **56**, 1–19.
- McNab, B.K. (1995) Energy expenditure and conservation in frugivorous and mixed-diet carnivorans. *Journal of Mammalogy*, **76**, 206–222.
- Meiri, S. (2007) Size evolution in island lizards. *Global Ecology and Biogeography*, **16**, 702–708.
- Meiri, S. (2008) Evolution and ecology of lizard body sizes. *Global Ecology and Biogeography*, **17**, 724–734.

- Meiri, S. (2010) Length–weight allometries in lizards. *Journal of Zoology*, **281**, 218–226.
- Meiri, S. & Yom-Tov, Y. (2004) Ontogeny of large birds: migrants do it faster. *Condor*, **106**, 540–548.
- Meiri, S., Raia, P. & Phillimore, A.B. (2011) Slaying dragons: limited evidence for unusual body size evolution on islands. *Journal of Biogeography*, **38**, 89–100.
- Nee, S., Colegrave, N., West, S.A. & Grafen, A. (2005) The illusion of invariant quantities in life histories. *Science*, **309**, 1236–1239.
- Olesen, J.M. & Valido, A. (2003) Lizards as pollinators and seed dispersers: an island phenomenon. *Trends in Ecology and Evolution*, **18**, 177–181.
- Organ, C.L., Moreno, R.G. & Edwards, S.V. (2008) Three tiers of genome evolution in reptiles. *Integrative and Comparative Biology*, **48**, 494–504.
- Pough, F.H. (1980) The advantages of ectothermy for tetrapods. *The American Naturalist*, **115**, 92–112.
- Powney, G.D., Grenyer, R., Orme, C.D.L., Owens, I.P.F. & Meiri, S. (2010) Hot, dry and different: Australian lizard richness is unlike that of mammals, amphibians, and birds. *Global Ecology and Biogeography*, **19**, 386–396.
- R Development Core Team (2010) *R: a language and environment for statistical computing*. R Foundation for Statistical Computing, Vienna, Austria.
- Raia, P. & Meiri, S. (2006) The island rule in large mammals: paleontology meets ecology. *Evolution*, **60**, 1731–1742.
- Rambaut, A. (2010) *FigTree v1.3.1*. Available at: <http://tree.bio.ed.ac.uk/software/figtree/> (accessed November 2010).
- Shine, R. (1992) Relative clutch mass and body shape in lizards and snakes: is reproductive investment constrained or optimised? *Evolution*, **46**, 828–833.
- Shine, R. (2005) Life-history evolution in reptiles. *Annual Review of Ecology and Systematics*, **36**, 23–46.
- Shine, R. & Greer, A.E. (1991) Why are clutch sizes more variable in some species than in others? *Evolution*, **45**, 1696–1706.
- Sibly, R.M. & Brown, J.H. (2007) Effects of body size and lifestyle on evolution of mammal life histories. *Proceedings of the National Academy of Sciences USA*, **104**, 17707–17712.
- Sibly, R.M. & Brown, J.H. (2009) Mammal reproductive strategies driven by offspring mortality/size relationships. *The American Naturalist*, **173**, E185–E199.
- Siliceo, I. & Díaz, J.A. (2010) A comparative study of clutch size, range size, and the conservation status of island vs. mainland lacertid lizards. *Biological Conservation*, **143**, 2601–2608.
- Smith, R.J. (1999) Statistics of sexual size dimorphism. *Journal of Human Evolution*, **36**, 423–459.
- Tinkle, D.W., Wilbur, H.M. & Tilley, S.G. (1970) Evolutionary strategies in lizard reproduction. *Evolution*, **24**, 55–74.
- Turvey, S.T. (2009) In the shadow of the megafauna. *Holocene extinctions* (ed. by S.T. Turvey), pp. 17–39. Oxford University Press, Oxford.
- Vitt, L.J. & Congdon, J.D. (1978) Body shape, reproductive effort, and relative clutch mass in lizards: resolution of a paradox. *The American Naturalist*, **112**, 595–608.
- Warne, R.W. & Charnov, E.L. (2008) Reproductive allometry and the size–number trade-off for lizards. *The American Naturalist*, **172**, E80–E98.
- Westoby, M., Leishman, M. & Lord, J. (1995) On misinterpreting ‘phylogenetic correction’. *Journal of Ecology*, **83**, 531–534.
- White, C.R., Cassey, P. & Blackburn, T.M. (2007) Allometric exponents do not support a universal metabolic allometry. *Ecology*, **88**, 315–323.
- Wiens, J.J., Kuczynski, C.A., Townsend, T., Reeder, T.W., Mulcahy, D.G. & Sites, J.W. (2010) Combining phylogenomics and fossils in higher-level squamate reptile phylogeny: molecular data change the placement of fossil taxa. *Systematic Biology*, **59**, 674–688.

SUPPORTING INFORMATION

Additional Supporting Information may be found in the online version of this article:

Appendix S1 The phylogenetic hypothesis used, and what it is based on.

Appendix S2 Lizard trait dataset.

Appendix S3 Components of production allometry.

As a service to our authors and readers, this journal provides supporting information supplied by the authors. Such materials are peer-reviewed and may be re-organized for online delivery, but are not copy-edited or typeset. Technical support issues arising from supporting information (other than missing files) should be addressed to the authors.

BIOSKETCHES

Shai Meiri is a senior lecturer at the Department of Zoology, Tel Aviv University. He is interested in trait evolution, the tempo and mode of evolution, the evolutionary implications of biogeography, vertebrate evolution and functional diversity.

James Brown is a Distinguished Professor of Biology at the University of New Mexico. His recent research has focused on patterns related to body size and the search for fundamental mechanistic principles that produce or constrain such allometric relationships.

Richard M. Sibly is a professor at the School of Biological Sciences, University of Reading. He is interested in integrating life-history theory with metabolic ecology and in developing new population ecology theory applicable to real landscapes.

R.M.S., J.H.B. and S.M. conceived the ideas; S.M. collected and analysed the data; S.M., R.M.S. and J.H.B. led the writing.

Editor: Brian McGill

Appendix 1

The phylogenetic hypothesis used, and what it is based on

- a. Newick code
- b. Sources

a.

```
(((((Aprasia_pulchella:1,Aprasia_repens:1):3,Lialis_burtonis:4):8,(((((((Strophurus_intermedius:2,Strophurus_ciliaris:2):2,Strophurus_elderi:4):3,(Diplodactylus_tessellatus:6,Lucasium_damaeum:6):1):1,(Oedura_castelnaui:1,Oedura_lesueurii:1,Oedura_monilis:1,Oedura_reticulata:1,Oedura_tryoni:1):7):1,(Phyllurus_platurus:2,Saltuarius_cornutus:2):7):1,Crenadactylus_ocellatus:10):1,((Hoplodactylus_maculatus:2,(Naultinus_gemmeus:1,Naultinus_manukanus:1):1):3,Rhacodactylus_auriculatus:5):6):1):8,(((((((Gymnodactylus_geckoides:15,Cnemaspis_kandiana:15,((Alsophylax_loricatus:1,Alsophylax_szczerbaki:1):1,Alsophylax_laevis:2,Alsophylax_pipiens:2):13,Crossobamon_eversmanni:15,((Cyrtopodion_caspium:1,Cyrtopodion_fedtschenkoi:1):1,(Mediodactylus_kotschy:1,Mediodactylus_russowii:1):1):13,Stenodactylus_doriae:15,Cyrtodactylus_peguensis:15,(Lygodactylus_klugei:8,Phelsuma_dubia:8):7,((((Hemidactylus_brookii:3,Hemidactylus_frenatus:3):1,Hemidactylus_flaviviridis:4):1,Hemidactylus_maculatus:5):1,Hemidactylus_bowringii:6):2,(Hemidactylus_mabouia:7,Hemidactylus_turcicus:7):1):7,((Gekko_gecko:1,Gekko_hokouensis:1):12,Gehyra_variegata:13,Lepidodactylus_lugubris:13):2,Ptenopus_garrulus:15,Heteronotia_binoei:15,Chondrodactylus_angulifer:15,Christinus_marmoratus:15):1,((Teratoscincus_sciencus:3,((Aristelliger_georgeensis:1,Aristelliger_praesignis:1):1,Quedenfeldtia_tachyblepharus:2):1):1,Pristurus_rupestris:4):12):1,((Ptyodactylus_guttatus:1,Ptyodactylus_oudrii:1,Ptyodactylus_ragazzii:1):4,((Phyllodactylus_lanei:2,(Homonota_darwinii:1,Homonota_fasciata:1):1):1,Phyllopezus_pollicaris:3):2,((Tarentola_angustimentalis:1,Tarentola_mauritanica:1):3,((Geckonia_chazaliae:1,Tarentola_anularis:1):1,Tarentola_boettgeri:2):1,Tarentola_deserti:3):1):1):12):1,((Sphaerodactylus_cinereus:1,Sphaerodactylus_elegans:1,Sphaerodactylus_pimienta:1,Sphaerodactylus_roosevelti:1,Sphaerodactylus_savagei:1):8,Gonatodes_albogularis:9):9):1,((Eublepharis_macularius:3,Eublepharis_turcmenicus:3):3,((Coleonyx_elegans:4,(Coleonyx_brevis:1,Coleonyx_variegatus:1):2,Coleonyx_reticulatus:3):1):1,Goniurosaurus_araneus:5):1):1,Aeluroscalabotes_felinus:7):12):1):9,((((((Amphisbaena_kingii:13,Trogonophis_wiegmanni:13):1,(Blanus_mettetali:4,((Bipes_biporus:1,Bipes_canaliculatus:1):1,Bipes_tridactylus:2):2):10):1,(((((((Takydromus_amurensis:1,Takydromus_tachydromoides:1):3,(Takydromus_wolteri:3,Takydromus_septentrionalis:3):1):2,Takydromus_sexlineatus:6):1,Zootoca_vivipara:7):3,(((((((Iberolacerta_monticola:2,(Iberolacerta_aranica:1,Iberolacerta_aurelioi:1,Iberolacerta_bonnali:1):1):1,(Iberolacerta_cyreni:1,Iberolacerta_horvathi:1):2):1,(Dinarolacerta_mosorensis:3,(Hellenolacerta_graeca:2,Dalmatolacerta_oxycephala:2):1):1):3,(Parvilacerta_parva:6,(Darevskia_chlorogaster:1,Darevskia_derjugini:1,Darevskia_parvula:1,Darevskia_portschinskii:1,Darevskia_praticola:1,Darevskia_raddei:1,Darevskia_rostombekovi:1,Darevskia_rudis:1,Darevskia_saxicola:1,Darevskia_unisexualis:1,Darevskia_valentini:1):5,((((((Lacerta_agilis:1,Lacerta_viridis:1):1,Lacerta_trilineata:2):1,Lacerta_strigata:3):1,Lacerta_schreiberi:4):1,(Timon_lepidus:1,Timon_pater:1):4):1):1,((Algyroides_marchi:1,Algyroides_moreoticus:1):1,Algyroides_nigropunctatus:2):4,((Phoenicolacerta_laevis:1,Phoenicolacerta_troodica:1):4,((((Podarcis_gaigeae:1,Podarcis_milensis:1):1,Podarcis_melisellensis:2):1,Podarcis_tauricus:3):1,((Podarcis_filfolensis:2,Podarcis_waglerianus:2):1,(Podarcis_lilfordi:1,Podarcis_pityusensis:1):2):1,(Podarcis_muralis:1,Podarcis_siculus:1):3,(Podarcis_bocagei:1,Podarcis_carbonelli:1,Podarcis_hispanicus:1,Podarcis_liolepis:1):3,(Podarcis_erhardii:1,Podarcis_peloponnesiacus:1):3):1):1):2):1,((Scelarcis_perspicillata:1,Teira_dugesii:1):1,Atlantolacerta_andreanskyi:2):7):1):3,((((Ichnotropis_squamulosa:7,(Meroles_cuneirostris:3,Meroles_anchietae:3):2,Meroles_suborbitalis:5):2):2,(Pedioplanis_burchelli:8,Pedioplanis_namaquensis:8):1):2,(Heliobolus_lugubris:5,(Nucras_lalandii:1,Nucras_taeniolata:1,Nucras_tessellata:1):4):6):1,((Mesalina_olivieri:2,Mesalina_pasteuri:2):3,(Mesalina_rubropunctata:4,Mesalin
```

a_guttulata:4):1):2,Ophisops_elegans:7,(((Acanthodactylus_spinicauda:2,Acanthoda
ctylus_pardalis:2):1,Acanthodactylus_erythrurus:3):2,Acanthodactylus_scutellatus
:5):2,(Eremias_arguta:1,Eremias_grammica:1,Eremias_intermedia:1,Eremias_lineolat
a:1,Eremias_nigrocellata:1,Eremias_nikolskii:1,Eremias_persica:1,Eremias_pleskei
:1,Eremias_regeli:1,Eremias_strauchi:1,Eremias_velox:1):6):5):1):1,(((Psammodrom
us_blanci:1,Psammodromus_hispanicus:1):1,Psammodromus_algirus:2):4,((((Gallotia
_bravoana:1,Gallotia_caesaris:1):1,Gallotia_galloti:2):1,Gallotia_simonyi:3):1,G
allotia_stehlini:4):1,Gallotia_atlantica:5):1):8):1):3,((((((((Aspidoscelis_i
nornata:2,Aspidoscelis_exsanguis:2,Aspidoscelis_sonorae:2,Aspidoscelis_uniparens
:2,Aspidoscelis_velox:2):1,Aspidoscelis_sexlineata:3):2,(Aspidoscelis_gularis:2
,Aspidoscelis_laredoensis:2,Aspidoscelis_scalaris:2):2,Aspidoscelis_burti:4):1):
4,(((Aspidoscelis_hyperythrus:6,(((Aspidoscelis_deppei:1,Aspidoscelis_guttatus:1
):3,Aspidoscelis_cozumelae:4):1,Aspidoscelis_lineattissimus:5):1):1,(Aspidosceli
s_marmoratus:1,Aspidoscelis_tigris:1):6):1,(Aspidoscelis_dixoni:1,Aspidoscelis_n
eomexicanus:1,Aspidoscelis_tesselatus:1):7):1):1,Cnemidophorus_ocellifer:10):1,(
Cnemidophorus_cryptus:1,Cnemidophorus_lemniscatus:1):4,((Kentropyx_calcarata:1,
Kentropyx_pelviceps:1):3,Kentropyx_striata:4):1):6):1,(Ameiva_ameiva:1,Ameiva_ex
sul:1,Ameiva_festiva:1,Ameiva_fuscata:1,Ameiva_quadrilineata:1):11):1,(Cnemidoph
orus_lacertoides:1,Cnemidophorus_vacariensis:1):12):2,(Teius_oculatus:1,Teius_te
you:1):14):1,Tupinambis_teguixin:16):1,(((Potamites_ecpleopus:4,Cercosaura_schre
ibersii:4):2,Gymnophthalmus_speciosus:6):1,Leposoma_rugiceps:7):10):1):9,((((Ba
siliscus_basiliscus:1,Basiliscus_vittatus:1):22,((((Anolis_roquet:17,(Anolis_bah
orucoensis:16,(Anolis_argenteolus:1,Anolis_lucius:1):14,((((((((Anolis_limifrons
:4,Anolis_lionotus:4):4,(Anolis_cupreus:1,Anolis_polylepis:1):4,(Anolis_interme
dius:1,Anolis_tropidolepis:1):4):3):1,Anolis_nebulosus:9):2,(Anolis_opalinus:3,
Anolis_valencienni:3):1,Anolis_lineatopus:4):7):1,Anolis_sagrei:12):1,(Anolis_sa
banus:9,Anolis_acutus:9):4):1,Anolis_carolinensis:14):1):1):1,((((Plica_pli
ca:1,Plica_umbra:1):1,Uracentron_flaviceps:2):6,(((Tropidurus_torquatus:4,Tropid
urus_etheridgei:4):2,Tropidurus_semitaeniatus:6):1,Tropidurus_spinulosus:7):1):3
,(Stenocercus_chrysopygus:2,Stenocercus_dumerilii:2):9):1,Polychrus_acutirostris
:12):2,Leiocephalus_psammodromus:14):4):1,((((((Sauromalus_hispidus:1,Sauromalus
_varius:1):1,Sauromalus_ater:2,Sauromalus_obesus:2):4,((((Cyclura_carinata:2,Cyc
lura_cornuta:2):1,(Cyclura_cyclura:1,Cyclura_nubila:1):2):1,Cyclura_pinguis:4):
1,Iguana_iguana:5):1):1,(((Conolophus_pallidus:1,Conolophus_subcristatus:1):2,Am
blyrhynchus_cristatus:3):1,(Ctenosaura_pectinata:1,Ctenosaura_similis:1):3):3):1
,Brachylophus_fasciatus:8):1,Dipsosaurus_dorsalis:9):10):3,((((((Phrynosoma_mode
stum:4,(Phrynosoma_ditmarsi:1,Phrynosoma_hernandesii:1):1,Phrynosoma_douglassii:
2):2):2,(((Phrynosoma_mcallii:1,Phrynosoma_platyrhinos:1):3,(Phrynosoma_blainvil
lii:3,Phrynosoma_coronatum:3):1):1,Phrynosoma_solare:5):1):3,Phrynosoma_cornutum
:9):1,((((Holbrookia_maculata:1,Holbrookia_propinqua:1):1,Holbrookia_lacerata:2
):1,Cophosaurus_texanus:3):1,Callisaurus_draconoides:4):1,(Uma_notata:3,Uma_exsu
l:3):2):5):10,((((Urosaurus_graciosus:1,Urosaurus_ornatus:1):2,Urosaurus_bicarin
atus:3):14,((Sceloporus_cozumelae:2,Sceloporus_variabilis:2):14,(Sceloporus_utif
ormis:15,((Sceloporus_gadoviae:13,(((Sceloporus_horridus:5,(Sceloporus_formosus:
4,Sceloporus_malachiticus:4):1):6,((Sceloporus_magister:3,Sceloporus_orcutti:3):
7,((((((Sceloporus_serrifer:2,Sceloporus_cyanogenys:2):1,(Sceloporus_mucronatus
:1,Sceloporus_poinsettii:1):2):2,Sceloporus_omiltemanus:5):1,(Sceloporus_torquat
us:3,Sceloporus_jarrovi:3):3):1,Sceloporus_grammicus:7):1,((Sceloporus_scalaris
:3,(Sceloporus_slevini:2,Sceloporus_aeneus:2):1):4,((((((Sceloporus_undulatus:1,S
celoporus_woodi:1):1,Sceloporus_consobrinus:2):2,Sceloporus_virgatus:4):1,Scelop
orus_occidentalis:5):1,Sceloporus_olivaceus:6):1):1):1,Sceloporus_clarkii:9):1):
1):1,(Sceloporus_arenicolus:1,Sceloporus_graciosus:1):11):1):1,Sceloporus_merria
mi:14):1):1):2,Uta_stansburiana:19):1):1,(((Liolaemus_elongatus:2,Liolaemus_
pictus:2):4,Liolaemus_bibronii:6):8,((((Liolaemus_boulengeri:9,Liolaemus_koslow
skyi:9):1,(Liolaemus_wiegmannii:2,Liolaemus_lutzae:2):8):1,(Liolaemus_andinus:1,
Liolaemus_huacahuasicus:1,Liolaemus_signifer:1):10):1,Liolaemus_lineomaculatus:1
2):1,Liolaemus_scolaro:13):1):1,(Phymaturus_zapalensis:2,Phymaturus_patagonicu
s:2):1,Phymaturus_punae:3):12):6):1):1,((Crotaphytus_reticulatus:4,(Crotaphyt
us_grismeri:3,Crotaphytus_collaris:3):1):1,(Gambelia_wislizenii:2,Gambelia_sila:
2):3):19):1,((Uromastix_aegyptia:4,Uromastix_acanthinura:4,Uromastix_ornata:4):1
4,((((Trioceros_quadricornis:6,((Trioceros_elliotti:2,Trioceros_hoehnelii:2):1,

Trioceros_jacksonii:3):3):1,(((Chamaeleo_chamaeleon:2,Chamaeleo_calyptratus:2):2,Chamaeleo_dilepis:4):1,Chamaeleo_namaquensis:5):2):4,Furcifer_labordi:11):2,(Bradypodion_pumilum:6,Bradypodion_ventrale:6):7):1,Rhampholeon_marshalli:14):3,(((Moloch_horridus:13,(((Ctenophorus_nuchalis:6,(Ctenophorus_ornatus:5,(Ctenophorus_fordi:3,Ctenophorus_iselepis:3):2):1):1,Ctenophorus_maculosus:7):4,((Pogona_barbata:9,Chlamydosaurus_kingii:9):1,Lophognathus_longirostris:10):1):1,Physignathus_lesueurii:12):1):1,Physignathus_cocincinus:14):1,((Draco_volans:10,((((Calotes_versicolor:4,Calotes_nigrilabris:4):1,Calotes_mystaceus:5):1,Calotes_nemoricola:6):1,((Gonocephalus_bellii:1,Gonocephalus_bornensis:1,Gonocephalus_chamaeleontinus:1,Gonocephalus_grandis:1):1,Aphaniotis_acutirostris:2):5):1,(Sitana_fusca:1,Sitana_ponticeriana:1,Sitana_sivalensis:1):7):1,(Japalura_kumaonensis:1,Japalura_swinhoni:1):8):1):2,(((Trapelus_mutabilis:1,Trapelus_ruderatus:1,Trapelus_anguinolentus:1):2,Acanthocercus_atricollis:3):5,((Laudakia_stellio:2,Laudakia_caucasia:2):5,((Phrynocephalus_theobaldi:3,(Phrynocephalus_versicolor:2,Phrynocephalus_guttatus:2):1):1,Phrynocephalus_helioscopus:4):2,Phrynocephalus_mystaceus:6):1):1,(Agama_agama:4,Agama_impalearis:4):4):3):2):1):7):1,((((((((Ophisaurus_attenuatus:1,Ophisaurus_compressus:1,Ophisaurus_ventralis:1):1,Ophisaurus_gracilis:2):1,(Anguis_fragilis:1,Pseudopus_apodus:1):2):4,((Gerrhonotus_infernalis:5,(Mesaspis_monticola:3,Mesaspis_juarezi:3):1,Mesaspis_gadovii:4):1,(Barisia_errerae:1,Barisia_imbricata:1):4):1,(Elgaria_multicarinata:2,Elgaria_coerulea:2):4):1):1,Ophiodes_striatus:8):1,Anniella_pulchra:9):1,(Heloderma_horridum:1,Heloderma_suspectum:1):9):1,Xenosaurus_grandis:11):2,(((Varanus_bengalensis:2,Varanus_flavescens:2):1,((Varanus_cumingi:1,Varanus_salvator:1):1,Varanus_rudicollis:2):1):6,((Varanus_tristis:4,Varanus_scalaris:4):3,(Varanus_caudolineatus:3,Varanus_acanthurus:3):4):1,((Varanus_komodoensis:1,Varanus_varius:1):5,(((Varanus_gouldii:3,Varanus_giganteus:3):1,Varanus_spenceri:4):1,Varanus_mertensi:5):1):2):1):1,Varanus_olivaceus:10):1,((Varanus_albigularis:2,Varanus_niloticus:2):1,Varanus_griseus:3):8):2):13):1):1,(((Acontias_kgalagadi:1,Typhlosaurus_gariepensis:1):21,(Lobulia_alpina:21,Cyclodomorphus_melanops:21,Bassiana_duperreyi:21,Asymblespharus_sikimensis:21,Ablepharus_kitaibelii:21,(Plestiodon_okadae:10,((Plestiodon_copei:5,Plestiodon_lynxe:5):4,(Plestiodon_skiltonianus:8,((((Plestiodon_fasciatus:1,Plestiodon_septentrionalis:1):1,(Plestiodon_multivirgatus:1,Plestiodon_tetragrammus:1):1):1,(Plestiodon_inexpectatus:1,Plestiodon_laticeps:1):2):1,Plestiodon_obsoletus:4):1,Plestiodon_anthracinus:5):1,(Plestiodon_egregius:1,Plestiodon_reynoldsi:1):5):2):1):1):11,(((Mabuya_nigropunctata:8,((Mabuya_frenata:2,(Mabuya_agilis:1,Mabuya_heathi:1):1):5,((Mabuya_unimarginata:4,Mabuya_mabouya:4):2,Mabuya_bistriata:6):1):1):3,(Trachylepis_vittata:4,Trachylepis_spilogaster:4,Trachylepis_sparsa:4,Trachylepis_quinquetaeniata:4,Trachylepis_buettneri:4,Trachylepis_aurata:4,Trachylepis_maculilabris:4,Trachylepis_affinis:4,Trachylepis_striata:4):7):1,Dasia_olivacea:12):9,((Oligosoma_oliveri:1,Oligosoma_whitakeri:1):6,(Oligosoma_maccanni:3,Oligosoma_otagense:3):4):14,(Afroablepharus_wahlbergi:2,Panaspis_nimbaensis:2):19,(Sphenomorphus_fasciatus:1,Sphenomorphus_indicus:1,Sphenomorphus_maculatus:1,Sphenomorphus_taiwanensis:1):20,(((Cyclodomorphus_celatus:1,Tiliqua_nigrolutea:1,Tiliqua_occipitalis:1,Tiliqua_rugosa:1,Tiliqua_scincoides:1):2,(Egernia_stokesii:2,Egernia_kingii:2,(Egernia_cunninghami:1,Egernia_striolata:1):1):1):4,(((Liopholis_kintorei:1,Liopholis_striata:1):1,Liopholis_inornata:2):1,(Liopholis_modesta:1,Liopholis_whitii:1):2):1,Lissolepis_coventryi:4):3):14,((((Carlia_rhomboidalis:1,Carlia_rubrigularis:1):2,Carlia_rostralis:3):1,Carlia_tetradactyla:4):1,Carlia_longipes:5):4,(Menetia_greyii:3,(Morethia_boulengeri:1,Morethia_obscura:1):2,(Emoia_atrocostata:1,Emoia_cyanura:1,Emoia_nigra:1):2):6):1,(Lamprolepis_smaragdina:1,Lampropholis_delicata:1,Lampropholis_guichenoti:1):9):11,(Eumeces_schneideri:3,(Scincus_mitranus:1,Scincus_scincus:1):2):18,(Chalcides_chalcides:8,((Chalcides_sepsoides:3,Chalcides_bedriagai:3):4,(Chalcides_viridanus:6,Chalcides_ocellatus:6):1):1):13,((((Niveoscincus_greeni:1,Niveoscincus_ocellatus:1):1,Niveoscincus_microlepidotus:2):2,Niveoscincus_metallicus:4):1,Niveoscincus_coventryi:5):1,Nannoscincus_maccoyi:6):15,((((Eremiascincus_richardsonii:2,Hemiergis_peronii:2):15,((Lerista_bougainvillii:14,(Lerista_punctatovittata:11,(Lerista_borealis:7,Lerista_xanthura:7):4):3):2,(Ctenotus_brooksi:1,Ctenotus_pantherinus:1,Ctenotus_taeniolatus:1):15):1):1,(Eulamprus_brachyosoma:1,Eulamprus_quoyii:1,Eulamprus_tympanum:1):17):1,Scincella_lateralis:19):1,(Eutropis_carinata:1,Eutropis_longicaudata:1,Eutropis_multifasciata:1):19):1):1):1,((Xantusia

_henshawi:5,(Xantusia_riversiana:3,(Xantusia_vigilis:2,Xantusia_arizonae:2):1):2
):5,((Cordylus_giganteus:7,Cordylus_melanotus:7,Cordylus_capensis:7):2,Gerrhosau
rus_skoogi:9):1):13):5):1);

Appendix 1 b

Sources for Phylogenetic data

The data source used to assign each species to its position in the phylogeny.
References are listed below the table

Family	species	References for body size data
Agamidae	<i>Acanthocercus atricollis</i>	Stuart-Fox & Owens, Taxonomy
Agamidae	<i>Agama agama</i>	Stuart-Fox & Owens, Taxonomy
Agamidae	<i>Agama impalearis</i>	Stuart-Fox & Owens, Taxonomy
Agamidae	<i>Aphaniotis acutirostris</i>	Stuart-Fox & Owens, taxonomy
Agamidae	<i>Calotes mystaceus</i>	Zug et al. 2006
Agamidae	<i>Calotes nemoricola</i>	polytomy at base of Calotes tree
Agamidae	<i>Calotes nigrilabris</i>	Zug et al. 2006
Agamidae	<i>Calotes versicolor</i>	Stuart-Fox & Owens, Taxonomy
Agamidae	<i>Chlamydosaurus kingii</i>	Stuart-Fox & Owens
Agamidae	<i>Ctenophorus fordi</i>	Doughty et al. 2007
Agamidae	<i>Ctenophorus isolepis</i>	Doughty et al. 2007
Agamidae	<i>Ctenophorus maculosus</i>	Doughty et al. 2007
Agamidae	<i>Ctenophorus nuchalis</i>	Doughty et al. 2007
Agamidae	<i>Ctenophorus ornatus</i>	Melville et al. 2001
Agamidae	<i>Draco volans</i>	Stuart-Fox & Owens
Agamidae	<i>Gonocephalus bellii</i>	Stuart-Fox & Owens, taxonomy
Agamidae	<i>Gonocephalus bornensis</i>	Stuart-Fox & Owens, taxonomy
Agamidae	<i>Gonocephalus chamaeleontinus</i>	Stuart-Fox & Owens, taxonomy
Agamidae	<i>Gonocephalus grandis</i>	Stuart-Fox & Owens, taxonomy
Agamidae	<i>Japalura kumaonensis</i>	Stuart-Fox & Owens 2003, Taxonomy
Agamidae	<i>Japalura swinhonis</i>	Stuart-Fox & Owens 2003, Taxonomy
Agamidae	<i>Laudakia caucasia</i>	Stuart-Fox & Owens, Brown & Yang 2010
Agamidae	<i>Laudakia stellio</i>	Stuart-Fox & Owens, Taxonomy
Agamidae	<i>Lophognathus longirostris</i>	Hugall et al. 2008
Agamidae	<i>Moloch horridus</i>	Stuart-Fox & Owens, Hugall et al. 2008
Agamidae	<i>Phrynocephalus guttatus</i>	Stuart-Fox & Owens
Agamidae	<i>Phrynocephalus helioscopus</i>	Guo and Wang 2007, Stuart-Fox and Owens 2003
Agamidae	<i>Phrynocephalus mystaceus</i>	Guo and Wang 2007, Stuart-Fox and Owens 2003
Agamidae	<i>Phrynocephalus theobaldi</i>	Ji et al. 2008, Ji et al. 2009
Agamidae	<i>Phrynocephalus versicolor</i>	Guo and Wang 2007, Stuart-Fox and Owens 2003
Agamidae	<i>Physignathus cocincinus</i>	Hugall et al. 2008
Agamidae	<i>Physignathus lesueurii</i>	Hugall et al. 2008
Agamidae	<i>Pogona barbata</i>	Stuart-Fox & Owens, Taxonomy
Agamidae	<i>Sitana fusca</i>	Stuart-Fox & Owens, Taxonomy
Agamidae	<i>Sitana ponticeriana</i>	Stuart-Fox & Owens, Taxonomy
Agamidae	<i>Sitana sivalensis</i>	Stuart-Fox & Owens, Taxonomy
Agamidae	<i>Trapelus mutabilis</i>	Stuart-Fox & Owens, Taxonomy
Agamidae	<i>Trapelus ruderatus</i>	Stuart-Fox & Owens, Taxonomy
Agamidae	<i>Trapelus sanguinolentus</i>	Stuart-Fox & Owens, Taxonomy
Agamidae	<i>Uromastyx acanthinura</i>	Townsend et al. 2004, Stuart-Fox & Owens, Taxonomy
Agamidae	<i>Uromastyx aegyptia</i>	Townsend et al. 2004, Stuart-Fox & Owens, Taxonomy
Agamidae	<i>Uromastyx ornata</i>	Wilms et al. 2009
Amphisbaenidae	<i>Amphisbaena kingii</i>	Mott and Vieites 2009
Anguillidae	<i>Anguis fragilis</i>	Macey et al. 1999

Anguidae	<i>Barisia herrerae</i>	Macey et al. 1999, taxonomy
Anguidae	<i>Barisia imbricata</i>	Macey et al. 1999, taxonomy
Anguidae	<i>Elgaria coerulea</i>	Macey et al. 1999
Anguidae	<i>Elgaria multicaerinata</i>	Macey et al. 1999
Anguidae	<i>Gerrhonotus infernalis</i>	Macey et al. 1999
Anguidae	<i>Mesaspis gadovii</i>	Macey et al. 1999, Good 1994
Anguidae	<i>Mesaspis juarezi</i>	Macey et al. 1999, Good 1994
Anguidae	<i>Mesaspis monticola</i>	Macey et al. 1999, Good 1994
Anguidae	<i>Ophiodes striatus</i>	Macey et al. 1999
Anguidae	<i>Ophisaurus attenuatus</i>	Macey et al. 1999
Anguidae	<i>Ophisaurus compressus</i>	Macey et al. 1999, biogeography (closer to nearctic than to asian ophisaurus)
Anguidae	<i>Ophisaurus gracilis</i>	Macey et al. 1999, biogeography (closer to asian than to nearctic ophisaurus)
Anguidae	<i>Ophisaurus ventralis</i>	Macey et al. 1999
Anguidae	<i>Pseudopus apodus</i>	Macey et al. 1999
Anniellidae	<i>Anniella pulchra</i>	Macey et al. 1999, Townsend et al. 2004
Bipedidae	<i>Bipes biporus</i>	Townsend et al. 2004, Macey et al. 2004
Bipedidae	<i>Bipes canaliculatus</i>	Townsend et al. 2004, Macey et al. 2004
Bipedidae	<i>Bipes tridactylus</i>	Townsend et al. 2004, Macey et al. 2004
Blaniidae	<i>Blanus mettetali</i>	Townsend et al. 2004, Macey et al. 2004, Albert et al. 2007
Chamaeleonidae	<i>Bradypodion pumilum</i>	Stuart-Fox et al. 2007
Chamaeleonidae	<i>Bradypodion ventrale</i>	Branch et al. 2006
Chamaeleonidae	<i>Chamaeleo calypttratus</i>	Townsend & Larson 2002
Chamaeleonidae	<i>Chamaeleo chamaeleon</i>	Townsend & Larson 2002
Chamaeleonidae	<i>Chamaeleo dilepis</i>	Townsend & Larson 2002
Chamaeleonidae	<i>Chamaeleo namaquensis</i>	Townsend & Larson 2002
Chamaeleonidae	<i>Furcifer labordi</i>	Raxworthy et al. 2002
Chamaeleonidae	<i>Rhampholeon marshalli</i>	Matthee et al. 2004
Chamaeleonidae	<i>Trioceros ellioti</i>	Townsend & Larson 2002
Chamaeleonidae	<i>Trioceros hoehnelii</i>	Townsend & Larson 2002
Chamaeleonidae	<i>Trioceros jacksonii</i>	Townsend & Larson 2002
Chamaeleonidae	<i>Trioceros quadricornis</i>	Townsend & Larson 2002
Cordylidae	<i>Cordylus capensis</i>	Frost et al. 2001
Cordylidae	<i>Cordylus giganteus</i>	Frost et al. 2001
Cordylidae	<i>Cordylus melanotus</i>	Frost et al. 2001
Corytophanidae	<i>Basiliscus basiliscus</i>	Schulte et al. 2003, Taxonomy
Corytophanidae	<i>Basiliscus vittatus</i>	Schulte et al. 2003, Taxonomy
Crotaphytidae	<i>Crotaphytus collaris</i>	Schulte et al. 2003, McGuire et al. 2007
Crotaphytidae	<i>Crotaphytus grismeri</i>	Schulte et al. 2003, McGuire et al. 2007
Crotaphytidae	<i>Crotaphytus reticulatus</i>	Schulte et al. 2003, McGuire et al. 2007
Crotaphytidae	<i>Gambelia sila</i>	Schulte et al. 2003
Crotaphytidae	<i>Gambelia wislizenii</i>	Schulte et al. 2003
Gekkonidae	<i>Aeluroscalabotes felinus</i>	Ota et al. 1999
Gekkonidae	<i>Alsophylax laevis</i>	Taxonomy (Gekkoninae)
Gekkonidae	<i>Alsophylax loricatus</i>	Taxonomy (Gekkoninae)
Gekkonidae	<i>Alsophylax pipiens</i>	Taxonomy (Gekkoninae)
Gekkonidae	<i>Alsophylax szczerbaki</i>	Taxonomy (Gekkoninae), was considered conspecific with loricatus
Gekkonidae	<i>Aristelliger georgeensis</i>	Gamble et al. 2008b taxonomy
Gekkonidae	<i>Aristelliger praesignis</i>	Gamble et al. 2008b taxonomy
Gekkonidae	<i>Chondrodactylus angulifer</i>	Lamb and Bauer 2006
Gekkonidae	<i>Christinus marmoratus</i>	Taxonomy (Gekkoninae)
Gekkonidae	<i>Cnemaspis kandiana</i>	Taxonomy (Gekkoninae)

Gekkonidae	<i>Coleonyx brevis</i>	Ota et al. 1999
Gekkonidae	<i>Coleonyx elegans</i>	Kratochvil & Frynta 2002
Gekkonidae	<i>Coleonyx reticulatus</i>	Kratochvil & Frynta 2002
Gekkonidae	<i>Coleonyx variegatus</i>	Ota et al. 1999
Gekkonidae	<i>Crenadactylus ocellatus</i>	Melville et al. 2004
Gekkonidae	<i>Crossobamon eversmanni</i>	Taxonomy (Gekkoninae)
Gekkonidae	<i>Cyrtodactylus peguensis</i>	Taxonomy (Gekkoninae)
Gekkonidae	<i>Cyrtopodion caspium</i>	taxonomy
Gekkonidae	<i>Cyrtopodion fedtschenkoi</i>	taxonomy
Gekkonidae	<i>Diplodactylus tessellatus</i>	Oliver et al. 2009
Gekkonidae	<i>Eublepharis macularius</i>	Starostova et al. 2008
Gekkonidae	<i>Eublepharis turcmenicus</i>	Kratochvil & Frynta 2002
Gekkonidae	<i>Geckonia chazaliae</i>	Gamble et al. 2008, Carranza et al. 2002
Gekkonidae	<i>Gehyra variegata</i>	Oliver et al. 2010
Gekkonidae	<i>Gekko gekko</i>	Taxonomy (Gekkoninae)
Gekkonidae	<i>Gekko hokouensis</i>	Taxonomy (Gekkoninae)
Gekkonidae	<i>Gonatodes albogularis</i>	Schargel 2010
Gekkonidae	<i>Goniurosaurus araneus</i>	Kratochvil & Frynta 2002
Gekkonidae	<i>Gymnodactylus geckoides</i>	taxonomy
Gekkonidae	<i>Hemidactylus bowringii</i>	Carranza and Arnold 2006
Gekkonidae	<i>Hemidactylus brookii</i>	Carranza and Arnold 2006
Gekkonidae	<i>Hemidactylus flaviviridis</i>	Carranza and Arnold 2006
Gekkonidae	<i>Hemidactylus frenatus</i>	Carranza and Arnold 2006
Gekkonidae	<i>Hemidactylus mabouia</i>	Carranza and Arnold 2006
Gekkonidae	<i>Hemidactylus maculatus</i>	Bauer et al. 2010
Gekkonidae	<i>Hemidactylus turcicus</i>	Carranza and Arnold 2006
Gekkonidae	<i>Heteronotia binoei</i>	Jackman et al. 2008
Gekkonidae	<i>Homonota darwinii</i>	Gamble et al. 2008, Taxonomy
Gekkonidae	<i>Homonota fasciata</i>	Gamble et al. 2008, Taxonomy
Gekkonidae	<i>Hoplodactylus maculatus</i>	Melville et al. 2004, taxonomy
Gekkonidae	<i>Lepidodactylus lugubris</i>	Russell and Bauer 2002
Gekkonidae	<i>Lucasium damaeum</i>	Pepper et al. 2006
Gekkonidae	<i>Lygodactylus klugei</i>	Volobouev and Ineich 1994, Taxonomy (Gekkoninae)
Gekkonidae	<i>Mediodactylus kotschyi</i>	Taxonomy (Gekkoninae)
Gekkonidae	<i>Mediodactylus russowii</i>	taxonomy
Gekkonidae	<i>Naultinus gemmeus</i>	Melville et al. 2004, taxonomy
Gekkonidae	<i>Naultinus manukanus</i>	Melville et al. 2004, taxonomy
Gekkonidae	<i>Oedura castelnaui</i>	Melville et al. 2004, Taxonomy
Gekkonidae	<i>Oedura lesueurii</i>	Melville et al. 2004, Taxonomy
Gekkonidae	<i>Oedura monilis</i>	Melville et al. 2004, Taxonomy
Gekkonidae	<i>Oedura reticulata</i>	Melville et al. 2004, Taxonomy
Gekkonidae	<i>Oedura tryoni</i>	Melville et al. 2004, Taxonomy
Gekkonidae	<i>Phelsuma dubia</i>	Taxonomy (Gekkoninae)
Gekkonidae	<i>Phyllodactylus lanei</i>	0
Gekkonidae	<i>Phyllopezus pollicaris</i>	Gamble et al. 2008
Gekkonidae	<i>Phyllurus platurus</i>	Melville et al. 2004
Gekkonidae	<i>Pristurus rupestris</i>	Taxonomy (Gekkoninae)
Gekkonidae	<i>Ptenopus garrulus</i>	Taxonomy (Gekkoninae)
Gekkonidae	<i>Ptyodactylus guttatus</i>	Gamble et al. 2008b, taxonomy
Gekkonidae	<i>Ptyodactylus oudrii</i>	Gamble et al. 2008b, taxonomy
Gekkonidae	<i>Ptyodactylus ragazzii</i>	Gamble et al. 2008b, taxonomy
Gekkonidae	<i>Quedenfeldtia trachyblepharus</i>	Gamble et al. 2008b, taxonomy
Gekkonidae	<i>Rhacodactylus auriculatus</i>	Melville et al. 2004

Gekkonidae	<i>Saltuarius cornutus</i>	Melville et al. 2004
Gekkonidae	<i>Sphaerodactylus cinereus</i>	Geurgas et al. 2008, Gamble et al. 2008b, Taxonomy
Gekkonidae	<i>Sphaerodactylus elegans</i>	Geurgas et al. 2008, Gamble et al. 2008b, Taxonomy
Gekkonidae	<i>Sphaerodactylus pimienta</i>	Geurgas et al. 2008, Gamble et al. 2008b, Taxonomy
Gekkonidae	<i>Sphaerodactylus roosevelti</i>	Geurgas et al. 2008, Gamble et al. 2008b, Taxonomy
Gekkonidae	<i>Sphaerodactylus savagei</i>	Geurgas et al. 2008, Gamble et al. 2008b, Taxonomy
Gekkonidae	<i>Stenodactylus doriae</i>	Taxonomy (Gekkoninae)
Gekkonidae	<i>Strophurus ciliaris</i>	Melville et al. 2004
Gekkonidae	<i>Strophurus elderi</i>	Melville et al. 2004
Gekkonidae	<i>Strophurus intermedius</i>	Melville et al. 2004
Gekkonidae	<i>Tarentola angustimentalis</i>	Gamble et al. 2008, Carranza et al. 2002
Gekkonidae	<i>Tarentola annularis</i>	Gamble et al. 2008, Carranza et al. 2002
Gekkonidae	<i>Tarentola boettgeri</i>	Gamble et al. 2008, Carranza et al. 2002
Gekkonidae	<i>Tarentola deserti</i>	Gamble et al. 2008, Carranza et al. 2002
Gekkonidae	<i>Tarentola mauritanica</i>	Gamble et al. 2008, Carranza et al. 2002
Gekkonidae	<i>Teratoscincus scincus</i>	Gamble et al. 2008, taxonomy Hugall et al. 2007, Townsend et al. 2004, Lamb et al. 2003
Gerrhosauridae	<i>Gerrhosaurus skoogi</i>	Castoe et al. 2004, Doan 2003
Gymnophthalmidae	<i>Cercosaura schreibersii</i>	Warne Charnov
Gymnophthalmidae	<i>Gymnophthalmus speciosus</i>	Warne Charnov
Gymnophthalmidae	<i>Leposoma rugiceps</i>	Castoe et al. 2004
Gymnophthalmidae	<i>Potamites eupleopus</i>	Townsend et al. 2004
Helodermatidae	<i>Heloderma horridum</i>	Townsend et al. 2004
Helodermatidae	<i>Heloderma suspectum</i>	Townsend et al. 2004
Iguanidae	<i>Amblyrhynchus cristatus</i>	Wiens & Hollingsworth 2000
Iguanidae	<i>Brachylophus fasciatus</i>	Keogh et al. 2008
Iguanidae	<i>Conolophus pallidus</i>	Wiens & Hollingsworth 2000
Iguanidae	<i>Conolophus suberistatus</i>	Wiens & Hollingsworth 2000
Iguanidae	<i>Ctenosaura pectinata</i>	Wiens & Hollingsworth 2000, taxonomy
Iguanidae	<i>Ctenosaura similis</i>	Wiens & Hollingsworth 2000, taxonomy
Iguanidae	<i>Cyclura carinata</i>	Malone et al. 2000
Iguanidae	<i>Cyclura cornuta</i>	Malone et al. 2000
Iguanidae	<i>Cyclura cychlura</i>	Malone et al. 2000
Iguanidae	<i>Cyclura nubila</i>	Malone et al. 2000
Iguanidae	<i>Cyclura pinguis</i>	Malone et al. 2000
Iguanidae	<i>Dipsosaurus dorsalis</i>	Wiens & Hollingsworth 2000, taxonomy
Iguanidae	<i>Iguana iguana</i>	Wiens & Hollingsworth 2000 Wiens & Hollingsworth 2000, Petren and Case 1997, Petren and Case 2002
Iguanidae	<i>Sauromalus ater</i>	Wiens & Hollingsworth 2000, Petren and Case 1997, Petren and Case 2002
Iguanidae	<i>Sauromalus hispidus</i>	Wiens & Hollingsworth 2000, Petren and Case 1997, Petren and Case 2002
Iguanidae	<i>Sauromalus obesus</i>	Wiens & Hollingsworth 2000, Petren and Case 1997, Petren and Case 2002
Iguanidae	<i>Sauromalus varius</i>	Wiens & Hollingsworth 2000, Petren and Case 1997, Petren and Case 2002
Lacertidae	<i>Acanthodactylus erythrurus</i>	Mayer & Pavlicev 2007, Taxonomy
Lacertidae	<i>Acanthodactylus pardalis</i>	Mayer & Pavlicev 2007, Harris and Arnold 2000
Lacertidae	<i>Acanthodactylus scutellatus</i>	Mayer & Pavlicev 2007, Harris and Arnold 2000
Lacertidae	<i>Acanthodactylus spinicauda</i>	Mayer & Pavlicev 2007, Harris and Arnold 2000
Lacertidae	<i>Algyroides marchi</i>	Arnold et al. 2007, Harris et al. 1999
Lacertidae	<i>Algyroides moreoticus</i>	Mayer & Pavlicev 2007, Harris et al. 1999
Lacertidae	<i>Algyroides nigropunctatus</i>	Mayer & Pavlicev 2007, Harris et al. 1999
Lacertidae	<i>Atlantolacerta andreanskyi</i>	Arnold et al. 2007
Lacertidae	<i>Dalmatolacerta oxycephala</i>	Arnold et al. 2007
Lacertidae	<i>Darevskia chlorogaster</i>	Mayer & Pavlicev 2007, Taxonomy

Lacertidae	<i>Darevskia derjugini</i>	Mayer & Pavlicev 2007, Taxonomy
Lacertidae	<i>Darevskia parvula</i>	Mayer & Pavlicev 2007, Taxonomy
Lacertidae	<i>Darevskia portschinskii</i>	Mayer & Pavlicev 2007, Taxonomy
Lacertidae	<i>Darevskia praticola</i>	Mayer & Pavlicev 2007, Taxonomy
Lacertidae	<i>Darevskia raddei</i>	Mayer & Pavlicev 2007, Taxonomy
Lacertidae	<i>Darevskia rostombekovi</i>	Mayer & Pavlicev 2007, Taxonomy
Lacertidae	<i>Darevskia rudis</i>	Mayer & Pavlicev 2007, Taxonomy
Lacertidae	<i>Darevskia saxicola</i>	Mayer & Pavlicev 2007, Taxonomy
Lacertidae	<i>Darevskia unisexualis</i>	Mayer & Pavlicev 2007, Taxonomy
Lacertidae	<i>Darevskia valentini</i>	Mayer & Pavlicev 2007, Taxonomy
Lacertidae	<i>Dinarolacerta mosorensis</i>	Arnold et al. 2007
Lacertidae	<i>Eremias arguta</i>	Mayer & Pavlicev 2007, Taxonomy
Lacertidae	<i>Eremias grammica</i>	Mayer & Pavlicev 2007, Taxonomy
Lacertidae	<i>Eremias intermedia</i>	Mayer & Pavlicev 2007, Taxonomy
Lacertidae	<i>Eremias lineolata</i>	Mayer & Pavlicev 2007, Taxonomy
Lacertidae	<i>Eremias nigrocellata</i>	Mayer & Pavlicev 2007, Taxonomy
Lacertidae	<i>Eremias nikolskii</i>	Mayer & Pavlicev 2007, Taxonomy
Lacertidae	<i>Eremias persica</i>	Mayer & Pavlicev 2007, Taxonomy
Lacertidae	<i>Eremias pleskei</i>	Mayer & Pavlicev 2007, Taxonomy
Lacertidae	<i>Eremias regeli</i>	Mayer & Pavlicev 2007, Taxonomy
Lacertidae	<i>Eremias trauchi</i>	Mayer & Pavlicev 2007, Taxonomy
Lacertidae	<i>Eremias velox</i>	Mayer & Pavlicev 2007, Taxonomy
Lacertidae	<i>Gallotia atlantica</i>	Arnold et al. 2007
Lacertidae	<i>Gallotia bravoana</i>	Arnold et al. 2007
Lacertidae	<i>Gallotia caesaris</i>	Arnold et al. 2007
Lacertidae	<i>Gallotia galloti</i>	Arnold et al. 2007
Lacertidae	<i>Gallotia simonyi</i>	Arnold et al. 2007
Lacertidae	<i>Gallotia stehlini</i>	Arnold et al. 2007
Lacertidae	<i>Heliobolus lugubris</i>	Mayer & Pavlicev 2007, Taxonomy
Lacertidae	<i>Hellenolacerta graeca</i>	Arnold et al. 2007
Lacertidae	<i>Iberolacerta aranica</i>	Arnold et al. 2007
Lacertidae	<i>Iberolacerta aurelioi</i>	Arnold et al. 2007
Lacertidae	<i>Iberolacerta bonnali</i>	Arnold et al. 2007
Lacertidae	<i>Iberolacerta cyreni</i>	Arnold et al. 2007
Lacertidae	<i>Iberolacerta horvathi</i>	Arnold et al. 2007
Lacertidae	<i>Iberolacerta monticola</i>	Arnold et al. 2007
Lacertidae	<i>Ichnotropis squamulosa</i>	Mayer & Pavlicev 2007, Taxonomy
Lacertidae	<i>Lacerta agilis</i>	Arnold et al. 2007, Godhino et al. 2005
Lacertidae	<i>Lacerta schreiberi</i>	Arnold et al. 2007, Godhino et al. 2005
Lacertidae	<i>Lacerta strigata</i>	Arnold et al. 2007, Godhino et al. 2005
Lacertidae	<i>Lacerta trilineata</i>	Arnold et al. 2007, Godhino et al. 2005
Lacertidae	<i>Lacerta viridis</i>	Arnold et al. 2007, Godhino et al. 2005
Lacertidae	<i>Merolles anchietae</i>	Lamb & Bauer 2003
Lacertidae	<i>Merolles cuneirostris</i>	Lamb & Bauer 2003
Lacertidae	<i>Merolles suborbitalis</i>	Lamb & Bauer 2003
Lacertidae	<i>Mesalina guttulata</i>	Arnold et al. 2007, Mayer & Pavlicev 2007, Joger and Mayer 2002, Kapli et al. 2008
Lacertidae	<i>Mesalina olivieri</i>	Arnold et al. 2007, Mayer & Pavlicev 2007, Joger and Mayer 2002, Kapli et al. 2008
Lacertidae	<i>Mesalina pasteuri</i>	Arnold et al. 2007, Mayer & Pavlicev 2007, Joger and Mayer 2002, Kapli et al. 2008
Lacertidae	<i>Mesalina rubropunctata</i>	Arnold et al. 2007, Mayer & Pavlicev 2007, Joger and Mayer 2002, Kapli et al. 2008
Lacertidae	<i>Nucras lalandii</i>	Mayer & Pavlicev 2007, Taxonomy
Lacertidae	<i>Nucras taeniolata</i>	Mayer & Pavlicev 2007, Taxonomy

Lacertidae	<i>Nucras tessellata</i>	Mayer & Pavlicev 2007, Taxonomy Arnold et al. 2007, Mayer & Pavlicev 2007, Taxonomy
Lacertidae	<i>Ophisops elegans</i>	Taxonomy
Lacertidae	<i>Parvilacerta parva</i>	Arnold et al. 2007
Lacertidae	<i>Pedioplanis burchelli</i>	Makokha et al. 2007
Lacertidae	<i>Pedioplanis namaquensis</i>	Makokha et al. 2007
Lacertidae	<i>Phoenicolacerta laevis</i>	Arnold et al. 2007, Taxonomy
Lacertidae	<i>Phoenicolacerta troodica</i>	was synonym of laevis
Lacertidae	<i>Podarcis bocagei</i>	Arnold et al. 2007, Taxonomy
Lacertidae	<i>Podarcis carbonelli</i>	Arnold et al. 2007, Taxonomy
Lacertidae	<i>Podarcis erhardii</i>	Arnold et al. 2007, Poulakakis et al. 2005
Lacertidae	<i>Podarcis filfolensis</i>	Arnold et al. 2007, Taxonomy
Lacertidae	<i>Podarcis gaigeae</i>	Arnold et al. 2007, Taxonomy
Lacertidae	<i>Podarcis hispanicus</i>	Arnold et al. 2007, Taxonomy
Lacertidae	<i>Podarcis lilfordi</i>	Arnold et al. 2007, Taxonomy
Lacertidae	<i>Podarcis liolepis</i>	Arnold et al. 2007, Taxonomy
Lacertidae	<i>Podarcis melisellensis</i>	Arnold et al. 2007, Poulakakis et al. 2005
Lacertidae	<i>Podarcis milensis</i>	Arnold et al. 2007, Poulakakis et al. 2005, Amat 2008
Lacertidae	<i>Podarcis muralis</i>	Arnold et al. 2007, Taxonomy
Lacertidae	<i>Podarcis peloponnesiacus</i>	Arnold et al. 2007, Poulakakis et al. 2005
Lacertidae	<i>Podarcis pityusensis</i>	Arnold et al. 2007
Lacertidae	<i>Podarcis siculus</i>	Arnold et al. 2007, Taxonomy
Lacertidae	<i>Podarcis tauricus</i>	Arnold et al. 2007, Taxonomy
Lacertidae	<i>Podarcis waglerianus</i>	Arnold et al. 2007, Harris et al. 2005
Lacertidae	<i>Psammodromus algeris</i>	Carranza et al. 2006, Arnold et al. 2007
Lacertidae	<i>Psammodromus blanci</i>	Carranza et al. 2006, Arnold et al. 2007
Lacertidae	<i>Psammodromus hispanicus</i>	Carranza et al. 2006, Arnold et al. 2007
Lacertidae	<i>Scelarcis perspicillata</i>	Arnold et al. 2007
Lacertidae	<i>Takydromus amurensis</i>	Lue and Lin 2008
Lacertidae	<i>Takydromus septentrionalis</i>	Lin et al. 2002
Lacertidae	<i>Takydromus sexlineatus</i>	Lin et al. 2002
Lacertidae	<i>Takydromus tachydromoides</i>	Lue and Lin 2008
Lacertidae	<i>Takydromus wolteri</i>	Lue and Lin 2008
Lacertidae	<i>Teira dugesii</i>	Arnold et al. 2007, Taxonomy
Lacertidae	<i>Timon lepidus</i>	Arnold et al. 2007, Taxonomy
Lacertidae	<i>Timon pater</i>	Arnold et al. 2007, Taxonomy
Lacertidae	<i>Zootoca vivipara</i>	Arnold et al. 2007
Liolaemidae	<i>Liolaemus andinus</i>	Pincheira-Donoso et al. 2008
Liolaemidae	<i>Liolaemus bibronii</i>	Morando et al. 2007
Liolaemidae	<i>Liolaemus boulengeri</i>	Abdala 2007
Liolaemidae	<i>Liolaemus elongatus</i>	Torres-Perez et al. 2009, Pincheira-Donoso et al. 2008
Liolaemidae	<i>Liolaemus huacahuasicus</i>	Montanus clade. Pincheira-Donoso et al. 2008a
Liolaemidae	<i>Liolaemus koslowskyi</i>	Abdala 2007
Liolaemidae	<i>Liolaemus lineomaculatus</i>	Pincheira-Donoso et al. 2009
Liolaemidae	<i>Liolaemus lutzae</i>	wiegmannii clade. Pincheira-Donoso et al. 2008a
Liolaemidae	<i>Liolaemus pictus</i>	Pincheira-Donoso et al. 2008
Liolaemidae	<i>Liolaemus scolaroi</i>	Pincheira-Donoso et al. 2008
Liolaemidae	<i>Liolaemus signifer</i>	Pincheira-Donoso et al. 2008
Liolaemidae	<i>Liolaemus wiegmannii</i>	Pincheira-Donoso et al. 2008
Liolaemidae	<i>Phymaturus patagonicus</i>	Schlute et al. 2003, taxonomy
Liolaemidae	<i>Phymaturus punae</i>	Schlute et al. 2003, Lobo and Quinteros 2005
Liolaemidae	<i>Phymaturus zapalensis</i>	Schlute et al. 2003, Lobo and Quinteros 2005
Phrynosomatidae	<i>Callisaurus draconoides</i>	Wiens et al. 2010
Phrynosomatidae	<i>Cophosaurus texanus</i>	Wiens et al. 2010

Phrynosomatidae	<i>Holbrookia lacerata</i>	Wiens et al. 2010
Phrynosomatidae	<i>Holbrookia maculata</i>	Wiens et al. 2010
Phrynosomatidae	<i>Holbrookia propinqua</i>	Wiens et al. 2010
Phrynosomatidae	<i>Phrynosoma blainvillii</i>	Wiens et al. 2010
Phrynosomatidae	<i>Phrynosoma cornutum</i>	Wiens et al. 2010
Phrynosomatidae	<i>Phrynosoma coronatum</i>	Leache & McGuire 2006
Phrynosomatidae	<i>Phrynosoma ditmarsii</i>	Wiens et al. 2010
Phrynosomatidae	<i>Phrynosoma douglassii</i>	Wiens et al. 2010
Phrynosomatidae	<i>Phrynosoma hernandesi</i>	Wiens et al. 2010
Phrynosomatidae	<i>Phrynosoma mcallii</i>	Leache & McGuire 2006
Phrynosomatidae	<i>Phrynosoma modestum</i>	Wiens et al. 2010
Phrynosomatidae	<i>Phrynosoma platyrhinos</i>	Wiens et al. 2010
Phrynosomatidae	<i>Phrynosoma solare</i>	Leache & McGuire 2006
Phrynosomatidae	<i>Sceloporus aeneus</i>	Wiens et al. 2010
Phrynosomatidae	<i>Sceloporus arenicolus</i>	Wiens et al. 2010
Phrynosomatidae	<i>Sceloporus clarkii</i>	Wiens & Reeder 1997
Phrynosomatidae	<i>Sceloporus consobrinus</i>	Wiens et al. 2010
Phrynosomatidae	<i>Sceloporus cozumelae</i>	Wiens et al. 2010
Phrynosomatidae	<i>Sceloporus cyanogenys</i>	Wiens et al. 2010
Phrynosomatidae	<i>Sceloporus formosus</i>	Wiens et al. 2010
Phrynosomatidae	<i>Sceloporus gadoviae</i>	Wiens et al. 2010
Phrynosomatidae	<i>Sceloporus graciosus</i>	Wiens et al. 2010
Phrynosomatidae	<i>Sceloporus grammicus</i>	Wiens et al. 2010
Phrynosomatidae	<i>Sceloporus horridus</i>	Wiens et al. 2010
Phrynosomatidae	<i>Sceloporus jarrovi</i>	Wiens & Reeder 1997, Martinez-Mendez and Mendez-de la Cruz 2007
Phrynosomatidae	<i>Sceloporus magister</i>	Wiens et al. 2010
Phrynosomatidae	<i>Sceloporus malachiticus</i>	Wiens et al. 2010
Phrynosomatidae	<i>Sceloporus merriami</i>	Wiens et al. 2010
Phrynosomatidae	<i>Sceloporus mucronatus</i>	Wiens et al. 2010
Phrynosomatidae	<i>Sceloporus occidentalis</i>	Wiens et al. 2010
Phrynosomatidae	<i>Sceloporus olivaceus</i>	Wiens et al. 2010
Phrynosomatidae	<i>Sceloporus omiltemanus</i>	Martinez-Mendez & Mendez-de la Cruz 2007
Phrynosomatidae	<i>Sceloporus orcutti</i>	Wiens et al. 2010
Phrynosomatidae	<i>Sceloporus poinsettii</i>	Wiens et al. 2010
Phrynosomatidae	<i>Sceloporus scalaris</i>	Wiens et al. 2010
Phrynosomatidae	<i>Sceloporus serrifer</i>	Wiens et al. 2010
Phrynosomatidae	<i>Sceloporus slevini</i>	Wiens & Reeder 1997, Wiens et al. 2010
Phrynosomatidae	<i>Sceloporus torquatus</i>	Wiens & Reeder 1997, Martinez-Mendez and Mendez-de la Cruz 2007
Phrynosomatidae	<i>Sceloporus undulatus</i>	Wiens et al. 2010
Phrynosomatidae	<i>Sceloporus utiformis</i>	Wiens & Reeder 1997
Phrynosomatidae	<i>Sceloporus variabilis</i>	Wiens et al. 2010
Phrynosomatidae	<i>Sceloporus virgatus</i>	Wiens et al. 2010
Phrynosomatidae	<i>Sceloporus woodi</i>	Wiens et al. 2010
Phrynosomatidae	<i>Uma exsul</i>	Wiens 1999
Phrynosomatidae	<i>Uma notata</i>	Wiens et al. 2010
Phrynosomatidae	<i>Urosaurus bicarinatus</i>	Reeder and Wiens 1996
Phrynosomatidae	<i>Urosaurus graciosus</i>	Bonine et al. 2005, Reeder and Wiens 1996
Phrynosomatidae	<i>Urosaurus ornatus</i>	Reeder and Wiens 1996
Phrynosomatidae	<i>Uta stansburiana</i>	Bonine et al. 2005
Polychrotidae	<i>Anolis acutus</i>	Nicholson et al. 2005
Polychrotidae	<i>Anolis argenteolus</i>	Nicholson et al. 2005
Polychrotidae	<i>Anolis bahucoensis</i>	Nicholson et al. 2005
Polychrotidae	<i>Anolis carolinensis</i>	Nicholson et al. 2005

Polychrotidae	<i>Anolis cupreus</i>	Nicholson et al. 2005
Polychrotidae	<i>Anolis intermedius</i>	Nicholson et al. 2005
Polychrotidae	<i>Anolis limifrons</i>	Nicholson et al. 2005
Polychrotidae	<i>Anolis lineatopus</i>	Nicholson et al. 2005
Polychrotidae	<i>Anolis lionotus</i>	Nicholson et al. 2005
Polychrotidae	<i>Anolis lucius</i>	Nicholson et al. 2005
Polychrotidae	<i>Anolis nebulosus</i>	Nicholson et al. 2005, Poe 2004
Polychrotidae	<i>Anolis opalinus</i>	Nicholson et al. 2005
Polychrotidae	<i>Anolis polylepis</i>	Nicholson et al. 2005
Polychrotidae	<i>Anolis roquet</i>	Nicholson et al. 2005
Polychrotidae	<i>Anolis sabanus</i>	Nicholson et al. 2005
Polychrotidae	<i>Anolis sagrei</i>	Nicholson et al. 2005
Polychrotidae	<i>Anolis tropidolepis</i>	Nicholson et al. 2005
Polychrotidae	<i>Anolis valencienni</i>	Nicholson et al. 2005
Polychrotidae	<i>Polychrus acutirostris</i>	Schlute et al. 2003, taxonomy
Pygopodidae	<i>Aprasia pulchella</i>	Gamble et al. 2008, Taxonomy
Pygopodidae	<i>Aprasia repens</i>	Gamble et al. 2008, Lee et al. 2009
Pygopodidae	<i>Lialis burtonis</i>	Gamble et al. 2008, Lee et al. 2009
Scincidae	<i>Ablepharus kitaibelii</i>	polytomy at base of skink tree
Scincidae	<i>Acontias kgalagadi</i>	Daniels et al. 2006, Taxonomy
Scincidae	<i>Afroablepharus wahlbergi</i>	Jesus et al. 2007, taxonomy
Scincidae	<i>Asymblepharus sikimensis</i>	polytomy at base of skink tree
Scincidae	<i>Bassiana duperreyi</i>	Skinner et al. 2011, taxonomy
Scincidae	<i>Carlia longipes</i>	Reeder 2003, Dolman and Hugall 2008
Scincidae	<i>Carlia rhomboidalis</i>	Reeder 2003, Dolman and Hugall 2008
Scincidae	<i>Carlia rostralis</i>	Reeder 2003, Dolman and Hugall 2008
Scincidae	<i>Carlia rubrigularis</i>	Reeder 2003, Dolman and Hugall 2008
Scincidae	<i>Carlia tetradactyla</i>	Reeder 2003, Dolman and Hugall 2008
Scincidae	<i>Chalcides bedriagai</i>	Carranza et al. 2008
Scincidae	<i>Chalcides chalcides</i>	Carranza et al. 2008
Scincidae	<i>Chalcides ocellatus</i>	Carranza et al. 2008
Scincidae	<i>Chalcides sepsoides</i>	Carranza et al. 2008
Scincidae	<i>Chalcides viridanus</i>	Carranza et al. 2008
Scincidae	<i>Ctenotus brooksi</i>	Rabosky et al. 2007, taxonomy
Scincidae	<i>Ctenotus pantherinus</i>	Rabosky et al. 2007, taxonomy
Scincidae	<i>Ctenotus taeniolatus</i>	Rabosky et al. 2007, taxonomy
Scincidae	<i>Cyclodomorphus celatus</i>	Gardner et al. 2008
Scincidae	<i>Cyclodomorphus melanops</i>	polytomy at base of skink tree
Scincidae	<i>Dasia olivacea</i>	Honda et al. 2003
Scincidae	<i>Egernia cunninghami</i>	Gardner et al. 2008
Scincidae	<i>Egernia kingii</i>	Gardner et al. 2008
Scincidae	<i>Egernia stokesii</i>	Gardner et al. 2008
Scincidae	<i>Egernia striolata</i>	Gardner et al. 2008
Scincidae	<i>Emoia atrocostata</i>	Reeder 2003, taxonomy
Scincidae	<i>Emoia cyanura</i>	Reeder 2003, taxonomy
Scincidae	<i>Emoia nigra</i>	Reeder 2003, taxonomy
Scincidae	<i>Eremiascincus richardsonii</i>	Rabosky et al. 2007, taxonomy
Scincidae	<i>Eulamprus brachyosoma</i>	Rabosky et al. 2007, taxonomy
Scincidae	<i>Eulamprus quoyii</i>	Rabosky et al. 2007, taxonomy
Scincidae	<i>Eulamprus tympanum</i>	Rabosky et al. 2007, taxonomy
Scincidae	<i>Eumeces schneideri</i>	Smith et al. 2007, taxonomy
Scincidae	<i>Eutropis carinata</i>	taxonomy
Scincidae	<i>Eutropis longicaudata</i>	taxonomy
Scincidae	<i>Eutropis multifasciata</i>	taxonomy

Scincidae	<i>Hemiergus peronii</i>	Rabosky et al. 2007, Reeder 2003, taxonomy
Scincidae	<i>Lamprolepis smaragdina</i>	Skinner et al. 2011, taxonomy
Scincidae	<i>Lampropholis delicata</i>	Rabosky et al. 2007, Reeder 2003, taxonomy
Scincidae	<i>Lampropholis guichenoti</i>	Rabosky et al. 2007, Reeder 2003, taxonomy
Scincidae	<i>Lerista borealis</i>	Skinner and Lee 2010
Scincidae	<i>Lerista bougainvillii</i>	Skinner and Lee 2010
Scincidae	<i>Lerista punctatovittata</i>	Skinner and Lee 2010
Scincidae	<i>Lerista xanthura</i>	Skinner and Lee 2010
Scincidae	<i>Liopholis inornata</i>	Gardner et al. 2008
Scincidae	<i>Liopholis kintorei</i>	Gardner et al. 2008
Scincidae	<i>Liopholis modesta</i>	Chapple & Keogh 2004
Scincidae	<i>Liopholis striata</i>	Gardner et al. 2008
Scincidae	<i>Liopholis whitii</i>	Gardner et al. 2008
Scincidae	<i>Lissolepis coventryi</i>	Warne Charnov
Scincidae	<i>Lobulia alpina</i>	taxonomy
Scincidae	<i>Mabuya agilis</i>	Miralles et al. 2009
Scincidae	<i>Mabuya bistrata</i>	Whiting et al. 2006
Scincidae	<i>Mabuya frenata</i>	Miralles et al. 2009
Scincidae	<i>Mabuya heathi</i>	Whiting et al. 2006
Scincidae	<i>Mabuya mabouya</i>	Whiting et al. 2006
Scincidae	<i>Mabuya nigropunctata</i>	Miralles et al. 2009
		Whiting et al. 2006, Honda et al. 2006, Miralles et al. 2006
Scincidae	<i>Mabuya unimarginata</i>	2006
Scincidae	<i>Menetia greyii</i>	Smith et al. 2007
Scincidae	<i>Morethia boulengeri</i>	Reeder 2003, taxonomy
Scincidae	<i>Morethia obscura</i>	Reeder 2003, taxonomy
		Smith et al. 2007, taxonomy, biogeography (sister to New Caledonia skinks)
Scincidae	<i>Nannoscincus maccoyi</i>	
Scincidae	<i>Niveoscincus coventryi</i>	Melville & Swain 2000
Scincidae	<i>Niveoscincus greeni</i>	Melville & Swain 2000
Scincidae	<i>Niveoscincus metallicus</i>	Melville & Swain 2000
Scincidae	<i>Niveoscincus microlepidotus</i>	Melville & Swain 2000
Scincidae	<i>Niveoscincus ocellatus</i>	Melville & Swain 2000
Scincidae	<i>Oligosoma maccanni</i>	Chapple et al. 2009
Scincidae	<i>Oligosoma oliveri</i>	polytomy at base of skink tree, taxonomy
Scincidae	<i>Oligosoma otagense</i>	Chapple et al. 2009
Scincidae	<i>Oligosoma whitakeri</i>	Chapple et al. 2009
Scincidae	<i>Panaspis nimbaensis</i>	Schmitz et al. 2005, Jesus et al. 2007, taxonomy
		Brandley et al. 2011, Siler et al. 2011 for placement of the genus with Eumeces as sister to Brachymeles
Scincidae	<i>Plestiodon anthracinus</i>	Schmitz et al. 2004, Richmond 2006, Brevirostris group
Scincidae	<i>Plestiodon copei</i>	
Scincidae	<i>Plestiodon egregius</i>	Brandley et al. 2011
Scincidae	<i>Plestiodon fasciatus</i>	Richmond 2006, Brandley et al. 2011
Scincidae	<i>Plestiodon inexpectatus</i>	Brandley et al. 2011
Scincidae	<i>Plestiodon laticeps</i>	Richmond 2006
		Schmitz et al. 2004, Richmond 2006, Brevirostris group
Scincidae	<i>Plestiodon lynxe</i>	
Scincidae	<i>Plestiodon multivirgatus</i>	Brandley et al. 2011
Scincidae	<i>Plestiodon obsoletus</i>	Richmond 2006, Brandley et al. 2011
		Okamoto & Hikida 2009: allied to laticutatus and japonicus
Scincidae	<i>Plestiodon okadae</i>	
Scincidae	<i>Plestiodon reynoldsi</i>	Brandley et al. 2011
Scincidae	<i>Plestiodon septentrionalis</i>	Richmond 2006, Brandley et al. 2011
Scincidae	<i>Plestiodon skiltonianus</i>	Richmond 2006

Scincidae	<i>Plestiodon tetragrammus</i>	Richmond 2006, Brandley et al. 2011
Scincidae	<i>Scincella lateralis</i>	Reeder 2003, Grismer et al. 2011
Scincidae	<i>Scincus mitranus</i>	Smith et al. 2007, taxonomy
Scincidae	<i>Scincus scincus</i>	Smith et al. 2007, taxonomy
Scincidae	<i>Sphenomorphus fasciatus</i>	polytomy at base of skink tree, taxonomy
Scincidae	<i>Sphenomorphus indicus</i>	polytomy at base of skink tree, taxonomy
Scincidae	<i>Sphenomorphus maculatus</i>	polytomy at base of skink tree, taxonomy
Scincidae	<i>Sphenomorphus taiwanensis</i>	polytomy at base of skink tree, taxonomy
Scincidae	<i>Tiliqua nigrolutea</i>	Gardner et al. 2008
Scincidae	<i>Tiliqua occipitalis</i>	Gardner et al. 2008
Scincidae	<i>Tiliqua rugosa</i>	Gardner et al. 2008
Scincidae	<i>Tiliqua scincoides</i>	Gardner et al. 2008
Scincidae	<i>Trachylepis affinis</i>	Rocha et al. 2010
Scincidae	<i>Trachylepis aurata</i>	polytomy at base of skink tree, taxonomy
Scincidae	<i>Trachylepis buettneri</i>	polytomy at base of skink tree, taxonomy
Scincidae	<i>Trachylepis maculilabris</i>	Rocha et al. 2010
Scincidae	<i>Trachylepis quinquetaeniata</i>	Rocha et al. 2010
Scincidae	<i>Trachylepis sparsa</i>	polytomy at base of skink tree, taxonomy
Scincidae	<i>Trachylepis spilogaster</i>	polytomy at base of skink tree, taxonomy
Scincidae	<i>Trachylepis striata</i>	Rocha et al. 2010
Scincidae	<i>Trachylepis vittata</i>	polytomy at base of skink tree, taxonomy
Scincidae	<i>Typhlosaurus gariensis</i>	Daniels et al. 2006, Taxonomy
Teiidae	<i>Ameiva ameiva</i>	Giugliano et al. 2007, Reeder et al. 2002, taxonomy
Teiidae	<i>Ameiva exsul</i>	Giugliano et al. 2007, Reeder et al. 2002, taxonomy
Teiidae	<i>Ameiva festiva</i>	Giugliano et al. 2007, Reeder et al. 2002, taxonomy
Teiidae	<i>Ameiva fuscata</i>	Giugliano et al. 2007, Reeder et al. 2002, taxonomy
Teiidae	<i>Ameiva quadrilineata</i>	Giugliano et al. 2007, Reeder et al. 2002, taxonomy
Teiidae	<i>Aspidoscelis burti</i>	Reeder et al. 2002
Teiidae	<i>Aspidoscelis cozumelae</i>	Reeder et al. 2002
Teiidae	<i>Aspidoscelis deppei</i>	Reeder et al. 2002
Teiidae	<i>Aspidoscelis dixonii</i>	Reeder et al. 2002
Teiidae	<i>Aspidoscelis exsanguis</i>	Reeder et al. 2002
Teiidae	<i>Aspidoscelis gularis</i>	Reeder et al. 2002
Teiidae	<i>Aspidoscelis guttatus</i>	Reeder et al. 2002
Teiidae	<i>Aspidoscelis hyperythrus</i>	Reeder et al. 2002
Teiidae	<i>Aspidoscelis inornata</i>	Reeder et al. 2002
Teiidae	<i>Aspidoscelis laredoensis</i>	Reeder et al. 2002
Teiidae	<i>Aspidoscelis lineatissima</i>	sometimes treated as synonym of deppei (Uetz 2008)
Teiidae	<i>Aspidoscelis marmoratus</i>	Reeder et al. 2002
Teiidae	<i>Aspidoscelis neomexicanus</i>	Reeder et al. 2002
Teiidae	<i>Aspidoscelis scalaris</i>	Reeder et al. 2002
Teiidae	<i>Aspidoscelis sexlineata</i>	Reeder et al. 2002
Teiidae	<i>Aspidoscelis sonora</i>	Reeder et al. 2002
Teiidae	<i>Aspidoscelis tessellatus</i>	Reeder et al. 2002
Teiidae	<i>Aspidoscelis tigris</i>	Reeder et al. 2002
Teiidae	<i>Aspidoscelis uniparens</i>	Reeder et al. 2002
Teiidae	<i>Aspidoscelis velox</i>	Reeder et al. 2002
Teiidae	<i>Cnemidophorus cryptus</i>	Reeder et al. 2002
Teiidae	<i>Cnemidophorus lacertoides</i>	Reeder et al. 2002
Teiidae	<i>Cnemidophorus lemniscatus</i>	Reeder et al. 2002
Teiidae	<i>Cnemidophorus ocellifer</i>	Giugliano et al. 2007
Teiidae	<i>Cnemidophorus vacariensis</i>	Feltrim and De Lema 2000
Teiidae	<i>Kentropyx calcarata</i>	Werneck et al. 2009
Teiidae	<i>Kentropyx pelviceps</i>	Werneck et al. 2009

Teiidae	<i>Kentropyx striata</i>	Wereneck et al. 2009
Teiidae	<i>Teius oculatus</i>	Reeder et al. 2002, taxonomy
Teiidae	<i>Teius teyuna</i>	Reeder et al. 2002
Teiidae	<i>Tupinambis teguixin</i>	Giugliano et al. 2007, Fitzgerald et al. 1999
Trogonophiidae	<i>Trogonophis wiegmanni</i>	Macey et al. 2004, Taxonomy
	<i>Leiocephalus</i>	
Tropiduridae	<i>psammodromus</i>	Torres-Carvajal and de Queiroz 2009, taxonomy
Tropiduridae	<i>Plica plica</i>	Schlute et al. 2003, taxonomy
Tropiduridae	<i>Plica umbra</i>	Schlute et al. 2003, taxonomy
		Schlute et al. 2003, Warne & Charnov 2008, taxonomy
Tropiduridae	<i>Stenocercus chrysopygus</i>	Schlute et al. 2003, Warne & Charnov 2008, taxonomy
Tropiduridae	<i>Stenocercus dumerilii</i>	taxonomy
Tropiduridae	<i>Tropidurus etheridgei</i>	Frost et al. 2001
Tropiduridae	<i>Tropidurus semitaeniatus</i>	Frost et al. 2001
Tropiduridae	<i>Tropidurus spinulosus</i>	Frost et al. 2001
Tropiduridae	<i>Tropidurus torquatus</i>	Frost et al. 2001
		Schlute et al. 2003, Warne & Charnov 2008, taxonomy
Tropiduridae	<i>Uracentron flaviceps</i>	taxonomy
Varanidae	<i>Varanus acanthurus</i>	Thompson et al. 2008
		Ast 2001, taxonomy (was considered subspecies of <i>Varanus exanthematicus</i>)
Varanidae	<i>Varanus albigularis</i>	Ast 2001
Varanidae	<i>Varanus bengalensis</i>	Ast 2001, Pianka and King 2004 (<i>caudolineatus</i> close to <i>V. gilleni</i>)
Varanidae	<i>Varanus caudolineatus</i>	considered subspecies of <i>salvator</i>
Varanidae	<i>Varanus cumingi</i>	Ast 2001
Varanidae	<i>Varanus flavescens</i>	Ast 2001
Varanidae	<i>Varanus giganteus</i>	Thompson et al. 2008
Varanidae	<i>Varanus gouldii</i>	Thompson et al. 2008
Varanidae	<i>Varanus griseus</i>	Ast 2001
Varanidae	<i>Varanus komodoensis</i>	Thompson et al. 2008
Varanidae	<i>Varanus mertensi</i>	Thompson et al. 2008
Varanidae	<i>Varanus niloticus</i>	Ast 2001
Varanidae	<i>Varanus olivaceus</i>	Ast 2001
Varanidae	<i>Varanus rudicollis</i>	Ast 2001
Varanidae	<i>Varanus salvator</i>	Ast 2001
Varanidae	<i>Varanus scalaris</i>	Thompson et al. 2008
Varanidae	<i>Varanus spenceri</i>	Thompson et al. 2008
Varanidae	<i>Varanus tristis</i>	Thompson et al. 2008
Varanidae	<i>Varanus varius</i>	Thompson et al. 2008
Xantusiidae	<i>Xantusia arizonae</i>	Leavitt et al. 2007
Xantusiidae	<i>Xantusia henshawi</i>	Leavitt et al. 2007
Xantusiidae	<i>Xantusia riversiana</i>	Leavitt et al. 2007
Xantusiidae	<i>Xantusia vigilis</i>	Leavitt et al. 2007
Xenosauridae	<i>Xenosaurus grandis</i>	Townsend et al. 2004, Taxonomy

“taxonomy” usually means that, in the absence of phylogenetic data we considered taxonomic ranks such as sub families and genera as monophyletic and Genera/species within them were treated as a polytomy.

References

Abdala, C. S. 2007. Phylogeny of the boulegeri group (Iguania: Liolaemidae, *Liolaemus*) based on morphological and molecular characters. *Zootaxa* 1538: 1-84.

- Albert, E. M., Zardoya, R. and Garcia-Paris, M. 2007. Phylogeographical and speciation patterns in subterranean worm lizards of the genus *Blanus* (Amphisbaenia: Blanidae). *Molecular Ecology*, 16: 1519-1531.
- Amat, F. 2008. Exploring female reproductive tactics: trade-offs between clutch size, egg mass and newborn size in lacertid lizards. *Herpetological Journal* 18: 147-153.
- Arnold, E. N., Arribas, O. and Carranza, S. 2007. Systematics of the Palaearctic and Oriental lizard tribe Lacertini (Squamata: Lacertidae: Lacertinae), with descriptions of eight new genera. *Zootaxa* 1430: 1-86.
- Ast, J. C. 2001. Mitochondrial DNA evidence and evolution in Varanoidea (Squamata). *Cladistics* 17: 211–226.
- Bauer, A. M., Jackman, T. R., Greenbaum, E., Giri, V. B. and de Silva, A. 2010. South Asia supports a major endemic radiation of *Hemidactylus* geckos. *Molecular Phylogenetics and Evolution* 57: 343-352.
- Bonine, K. E., Gleeson, T. T. and Garland, T. 2005. Muscle fiber-type variation in lizards (Squamata) and phylogenetic reconstruction of hypothesized ancestral states. *Journal of Experimental Biology* 208: 4529-4547.
- Branch, W. R., Tolley, K. A. and Tilbury, C. R. 2006. A new dwarf chameleon (Sauria: *Bradypodion* Figzinger, 1843) from the Cape Fold Mountains, South Africa. *African Journal of Herpetology* 55: 123-141.
- Brandley, M. C., Wang, Y., Guo, X., de Oca, A. N. M., Feria-Ortiz, M., Hikida, T. and Ota, H. 2011. Accommodating heterogenous rates of evolution in molecular divergence dating methods: an example using Intercontinental dispersal of *Plestiodon* (*Eumeces*) lizards. *Systematic Biology*
- Brown, R. P. and Yang, Z. 2010. Bayesian dating of shallow phylogenies with a relaxed clock. *Systematic Biology* 59: 119-131.
- Carranza, S. and Arnold, E. N. 2006. Systematics, biogeography, and evolution of *Hemidactylus* geckos (Reptilia: Gekkonidae) elucidated using mitochondrial DNA sequences. *Molecular Phylogenetics and Evolution* 38: 531-545.
- Carranza, S., Arnold, E. N., Mateo, J. A. and Geniez, P. 2002. Relationships and evolution of the North African geckos, *Geckonia* and *Tarentola* (Reptilia: Gekkonidae), based on mitochondrial and nuclear DNA sequences. *Molecular Phylogenetics and Evolution* 23: 244-256.
- Carranza, S., Arnold, E. N., Geniez, P., Roca, J. and Mateo, J. A. 2008. Radiation, multiple dispersal and parallelism in the skinks, *Chalcides* and *Sphenops* (Squamata: Scincidae), with comments on *Scincus* and *Scincopus* and the age of the Sahara Desert. *Molecular Phylogenetics and Evolution* 46: 1071-1094.
- Carranza, S., Harris, D. J., Arnold, E. N., Batista, V. and Gonzalez de la Vega, J. P. 2006. Phylogeography of the lacertid lizard, *Psammodromus algirus*, in Iberia and across the Strait of Gibraltar. *Journal of Biogeography* 33: 1279-1288.
- Castoe, T. A., Doan, T. M. and Parkinson, C. L. 2004. Data partitions and complex models in Bayesian analysis: the phylogeny of Gymnophthalmid lizards. *Systematic Biology* 53: 448-469.
- Chapple, D. G. and Keogh, J. S. 2004. Parallel adaptive radiations in arid and temperate Australia: molecular phylogeography and systematics of the *Egernia whitii* (Lacertilia: Scincidae) species group. *Biological Journal of the Linnean Society*, 83: 157-173.
- Chapple, D. G., Ritchie, P. A. and Daugherty, C. H. 2009. Origin, diversification, and systematics of the New Zealand skink fauna (Reptilia: Scincidae). *Molecular Phylogenetics and Evolution* 52: 470-487.
- Daniels, S. R., Heideman, N. J. L., Hendricks, M. G. J. and Crandall, K. A. 2006. Taxonomic subdivisions within the fossorial skink subfamily Acontinae (Squamata: Scincidae) reconsidered: a multilocus perspective. *Zoologica Scripta*, 35: 353–362.

- Doan, T. M. 2003. A new phylogenetic classification for the gymnophthalmid genera *Cercosaura*, *Pantodactylus* and *Prionodactylus* (Reptilia: Squamata). *Zoological Journal of the Linnean Society* 137: 101–115.
- Dolman, G. and Hugall, A. F. 2008. Combined mitochondrial and nuclear data enhance resolution of a rapid radiation of Australian rainbow skinks (Scincidae: *Carlia*). *Molecular Phylogenetics and Evolution* 49: 782-794.
- Doughty, P., Maryan, B., Melville, J. and Austin, J. 2007. A new species of *Ctenophorus* (Lacertilia: Agamidae) from Lake Disappointment, Western Australia. *Herpetologica*, 63: 72–86.
- Feltrim, A. C. and De Lema, T. 2000. Uma nova especie de *Cnemidophorus* Wagler, 1830 do estado do Rio Grande do sul Brasil (Sauria, Teiidae). *Biociencias, Porto Alegre*, 8: 103-114.
- Fitzgerald, L. A., Cook, J. A. and Aquino, A. L. 1999. Phylogenetics and conservation of *Tupinambis* (Sauria: Teiidae). *Copeia* 1999: 894-905.
- Frost, D. R., Etheridge, R., Janies, D. and Titus, T. A. 2001. Total evidence, sequence alignment, evolution of Polychrotid lizards, and a reclassification of the Iguania (Squamata: Iguania). *American Museum Novitates* 3343: 1-38.
- Gamble, T., Bauer, A. M., Greenbaum, E. and Jackman, T. R. 2008. Evidence for Gondwanan vicariance in an ancient clade of gecko lizards. *Journal of Biogeography* 35: 88-104.
- Gamble, T., Bauer, A. M., Greenbaum, E. and Jackman, T. R. J. 2008. Out of the blue: a novel, trans-Atlantic clade of geckos (Gekkota, Squamata). *Zoologica Scripta*, 37: 355-366.
- Gamble, T., Simons, A. M., Colli, G. R. and Vitt, L. J. 2008. Tertiary climate change and the diversification of the Amazonian gecko genus *Gonatodes* (Sphaerodactylidae, Squamata). *Molecular Phylogenetics and Evolution* 46: 269-277.
- Gardner, M. G., Hugall, A. F., Donnellan, S. C., Hutchinson, M. N. and Foster, R. 2008. Molecular systematics of social skinks: phylogeny and taxonomy of the *Egernia* group (Reptilia: Scincidae). *Zoological Journal of the Linnean Society*, 154: 781-794.
- Geurgas, S. R., Rodrigues, M. T. and Moritz, C. 2008. The genus *Coleodactylus* (Sphaerodactylinae, Gekkota) revisited: a molecular phylogenetic perspective. *Molecular Phylogenetics and Evolution* 49: 92-101.
- Giugliano, L. G., Collevatti, R. G. and Colli, G. R. 2007. Molecular dating and phylogenetic relationships among Teiidae (Squamata) inferred by molecular and morphological data. *Molecular Phylogenetics and Evolution* 45: 168-179.
- Godinho, R., Crespo, E. G., Ferrand, N. and Harris, D. J. 2005. Phylogeny and evolution of the green lizards, *Lacerta* spp. (Squamata: Lacertidae) based on mitochondrial and nuclear DNA sequences. *Amphibia-Reptilia* 26: 271-285.
- Good, D. A. 1994. Species limits in the genus *Gerrhonotus* (Squamata: Anguinae). *Herpetological Monographs* 8: 180-202.
- Grismer, L. L., Huat, E. Q. S., Siler, C. D., O. C. K., Wood, P. L., Grismer, J. L., Sah, S. A. M. and Ahmad, N. 2011. Peninsular Malaysia's first limbless lizard: a new species of skink of the genus *Larutia* (Böhme) from Pulau Pinang with a phylogeny of the genus. *Zootaxa* 2799: 29-40.
- Guo, X. and Wang, Y. 2007. Partitioned Bayesian analyses, dispersal–vicariance analysis, and the biogeography of Chinese toad-headed lizards (Agamidae: Phrynocephalus): a re-evaluation. *Molecular Phylogenetics and Evolution* 45: 643-662.
- Harris, D. J. and Arnold, E. N. 2000. Elucidation of the relationships of spiny-footed lizards, *Acanthodactylus* spp. (Reptilia: Lacertidae) using mitochondrial DNA sequence, with comments on their biogeography and evolution. *Journal of Zoology* 252: 351-362.
- Harris, D. J., Arnold, E. N. and Thomas, R. H. 1999. A phylogeny of the European lizard genus *Algyroides* (Reptilia: Lacertidae) based on DNA sequences, with comments on the evolution of the group. *Journal of Zoology* 249: 49-60.

- Harris, D. J., Pinho, C., Carretero, M. A., Corti, C. and Bohme, W. 2005. Determination of genetic diversity within the insular lizard *Podarcis tiliguerta* using mtDNA sequence data, with a reassessment of the phylogeny of *Podarcis*. *Amphibia-Reptilia* 26: 401-407.
- Honda, M., Ota, H., Kholer, G., Ineich, I., Chiro, L. and Hikida, T. 2003. Molecular phylogeography of the subfamily Lygosominae (Reptilia: Scincidae), with special reference to the origin of the New World taxa. *Genes & Genetic Systems* 78: 71-80.
- Honda, M., Ota, H., Murphy, R. W. and Hikida, T. 2006. Phylogeny and biogeography of water skinks of the genus *Tropidophorus* (Reptilia: Scincidae): a molecular approach. *Zoologica Scripta*, 35: 85-95.
- <http://reptile-database.reptarium.cz/search.php>
- Hugall, A. F., Foster, R. and Lee, M. S. Y. 2007. Calibration choice, rate smoothing, and the pattern of tetrapod diversification according to the long nuclear gene RAG-1. *Systematic Biology* 56: 543-563.
- Hugall, A. F., Foster, R., Hutchinson, M. and Lee, S. Y. 2008. Phylogeny of Australasian agamid lizards based on nuclear and mitochondrial genes: implications for morphological evolution and biogeography. *Biological Journal of the Linnean Society*, 93: 343-358.
- Jackman, T. R., Bauer, A. M. and Greenbaum, E. 2008. Phylogenetic relationships of geckos of the genus *Nactus* and their relatives (Squamata: Gekkonidae). *Acta Herpetologica* 3: 1-18.
- Jesus, J., Harris, D. J. and Brehm, A. 2007. Relationships of Afroablepharus Greer, 1974 skinks from the Gulf of Guinea islands based on mitochondrial and nuclear DNA: Patterns of colonization and comments on taxonomy. *Molecular Phylogenetics and Evolution* 45: 904-914.
- Ji, X., Wang, Y. and Wang, Z. 2009. New species of *Phrynocephalus* (Squamata, Agamidae) from Qinghai, Northwest China. *Zootaxa* 1988: 61-68.
- Joger, U. and Mayer, W. 2002. A new species of *Mesalina* from Abd al-Kuri, Socotra archipelago, Yemen, and a preliminary molecular phylogeny for the genus *Mesalina*. *Fauna of Saudi Arabia*, 19: 497-505.
- Kapli, P., Lymberakis, P., Poulakakis, N., Mantziou, G., Parmakelis, A. and Mylonas, M. 2008. Molecular phylogeny of three *Mesalina* (Reptilia: Lacertidae) species (*M. guttulata*, *M. brevisrostris* and *M. bahaeldini*) from North Africa and the Middle East: another case of paraphyly? *Molecular Phylogenetics and Evolution* 49: 102-110.
- Keogh, J. S., Edwards, D. L., Fisher, R. N. and Harlow, P. S. 2008. Molecular and morphological analysis of the critically endangered Fijian iguanas reveals cryptic diversity and a complex biogeographic history. *Philosophical Transactions of the Royal Society of London B*. 363: 3413-3426.
- Kratochvil, L. and Frynta, D. 2002. Body size, male combat and the evolution of sexual dimorphism in eublepharid geckos (Squamata: Eublepharidae). *Biological Journal of the Linnean Society* 76: 303-314.
- Lamb, T. and Bauer, A. M. 2003. *Meroles* revisited: complementary systematic inference from additional mitochondrial genes and complete taxon sampling of southern Africa's desert lizards. *Molecular Phylogenetics and Evolution* 29: 360-364.
- Lamb, T. and Bauer, A. M. 2006. Footprints in the sand: independent reduction of subdigital lamellae in the Namib-Kalahari burrowing geckos. *Proceedings of the Royal Society of London B*. 273: 855-864.
- Lamb, T., Meeker, A. M., Bauer, A. M. and Branch, W. R. 2003. On the systematic status of the desert plated lizard (*Angolosaurus skoogi*): phylogenetic inference from DNA sequence analysis of the African Gerrhosauridae. *Biological Journal of the Linnean Society* 78: 253-261.
- Leache, A. D. and McGuire, J. A. 2006. Phylogenetic relationships of horned lizards (*Phrynosoma*) based on nuclear and mitochondrial data: Evidence for a misleading mitochondrial gene tree. *Molecular Phylogenetics and Evolution* 39: 628-644.

- Leavitt, D. H., Bezy, R. L., Crandall, K. A. and Sites, J. W. 2007. Multi-locus DNA sequence data reveal a history of deep cryptic vicariance and habitat-driven convergence in the desert night lizard *Xantusia vigilis* species complex (Squamata: Xantusiidae). *Molecular Ecology* 16: 4455-4481.
- Lee, M. S. Y., Hutchinson, M. N., Worthy, T. H., Archer, M., Tennyson, A. J. D., Worthy, J. P. and Scofield, R. P. 2009. Miocene skinks and geckos reveal long-term conservatism of New Zealand's lizard fauna. *Biology Letters* 5: 833-837.
- Lee, M. S. Y., Oliver, P. M. and Hutchinson, M. N. 2009. Phylogenetic uncertainty and molecular clock calibrations: a case study of legless lizards (Pygopodidae, Gekkota). *Molecular Phylogenetics and Evolution* 50: 661-666.
- Lin, S. M., Chen, C. A. and Lue, K-Y. 2002. Molecular phylogeny and biogeography of the grass lizards genus *Takydromus* (Reptilia: Lacertidae) of East Asia. *Molecular Phylogenetics and Evolution* 22: 276-288.
- Lobo, F. and Quinteros, S. 2005. A morphology-based phylogeny of *Phymaturus* (Iguania: Liolaemidae) with the description of four new species from Argentina. *Papeis Avulsos de Zoologia* 45: 143-177.
- Lue, K-Y. and Lin, S-M. 2008. Two new cryptic species of *Takydromus* (Squamata: Lacertidae) from Taiwan. *Herpetologica*, 64: 379-395.
- Macey, J. R., Papenfuss, T. J., Kuehla, J. V., Fourcade, H. M. and Boore, J. L. 2004. Phylogenetic relationships among amphisbaenian reptiles based on complete mitochondrial genomic sequences. *Molecular Phylogenetics and Evolution* 33: 22-31.
- Macey, J. R., Schulte, J. A., Larson, I. A., Tuniyev, B. S., Orlov, N. and Papenfuss, T. J. 1999. Molecular phylogenetics, tRNA evolution, and historical biogeography in anguid lizards and related taxonomic families. *Molecular Phylogenetics and Evolution* 12: 250-272.
- Makokha, J. S., Bauer, A. A., Mayer, W. and Matthee, C. A. 2007. Nuclear and mtDNA-based phylogeny of southern African sand lizards, *Pedioplanis* (Sauria: Lacertidae). *Molecular Phylogenetics and Evolution* 44: 622-633.
- Malone, C. L., Wheeler, T., Taylor, J. F. and Davis, S. K. 2000. Phylogeography of the Caribbean rock iguana (*Cyclura*): implications for conservation and insights on the biogeographic history of the West Indies. *Molecular Phylogenetics and Evolution* 17: 269-279.
- Martinez-Mendez, N. and Mendez-de la Cruz, F. R. 2007. Molecular phylogeny of the *Sceloporus torquatus* species-group (Squamata: Phrynosomatidae). *Zootaxa* 1609: 53-68.
- Matthee, C. A., Tilbury, C. R. and Townsend T. 2004. A phylogenetic review of the African leaf chameleons: genus *Rhampholeon* (Chamaeleonidae): the role of vicariance and climate change in speciation. *Proceedings of the Royal Society of London B*. 271: 1967 -1975.
- Mayer, W. and Pavlicev, M. 2007. The phylogeny of the family Lacertidae (Reptilia) based on nuclear DNA sequences: Convergent adaptations to arid habitats within the subfamily Eremiainae. *Molecular Phylogenetics and Evolution* 44: 1155-1163.
- Mcguire, J. A., Brown, R. M., Mumpuni, Riyanto, A. and Andayani, N. 2007. The flying lizards of the *Draco lineatus* group (Squamata: Iguania: Agamidae): a taxonomic revision with descriptions of two new species. *Herpetological Monographs*, 21: 179-212.
- Melville, J. and Swain, R. 2000. Evolutionary relationships between morphology, performance and habitat openness in the lizard genus *Niveoscincus* (Scincidae: Lygosominae). *Biological Journal of the Linnean Society* 70: 667-683.
- Melville, J., Schulte, J. A. and Larson, A. 2001. A molecular phylogenetic study of ecological diversification in the Australian lizard genus *Ctenophorus*. *Journal of Experimental Zoology (Molecular and Developmental Evolution)* 291: 339-353.
- Melville, J., Schulte, J. A. and Larson, A. 2004. A molecular study of phylogenetic relationships and evolution of antipredator strategies in the Australian *Diplodactylus* geckos, subgenus *Strophurus*. *Biological Journal of the Linnean Society* 82: 123-138.

- Miralles, A., Barrio-Amoros, C. L., Rivas, G. and Chaparro-Auza, J. C. 2006. Speciation in the "Varzea" flooded forest: a new *Mabuya* (Squamata, Scincidae) from Western Amazonia. *Zootaxa* 1188: 1-22.
- Miralles, A., Chaparro, J. C. and Harvey, M. B. 2009. Three rare and enigmatic South American skinks. *Zootaxa* 2012: 47-68.
- Morando, M., Avila, L. J., Turner, C. R. and Sites, J. W. 2007. Molecular evidence for a species complex in the patagonian lizard *Liolaemus bibronii* and phylogeography of the closely related *Liolaemus gracilis* (Squamata: Liolaemini). *Molecular Phylogenetics and Evolution* 43: 952-973.
- Mott, T. and Vieites, D. R. 2009. Molecular phylogenetics reveals extreme morphological homoplasy in Brazilian worm lizards challenging current taxonomy. *Molecular Phylogenetics and Evolution* 51: 190-200.
- Nicholson, K. E., Glor, R. E., Kolbe, J. J., Larson, A., Hedges, S. B. and Losos, J. B. 2005. Mainland colonization by island lizards. *Journal of Biogeography* 32: 929-938.
- Okamoto, T. and Hikida, T. 2009. Three genetic lineages of the Japanese skink *Plestiodon japonicus* (Scincidae, Squamata) and the genetic composition of their contact zones. *Journal of Zoological Systematics and Evolutionary Research* 47: 181-188.
- Oliver, P. M., Adams, M., Lee, M. S. Y., Hutchinson, M. N. and Doughty, P. 2009. Cryptic diversity in vertebrates: molecular data double estimates of species diversity in a radiation of Australian lizards (*Diplodactylus*, Gekkota). *Proceedings of the Royal Society of London B* 276: 2001-2007.
- Oliver, P. M., Couper, P. and Amey, A. 2010. A new species of *Pygopus* (Pygopodidae; Gekkota; Squamata) from north-eastern Queensland. *Zootaxa* 2578: 47-61.
- Ota, H., Honda, M., Kobayashi, M., Sengoku, S. and Hikida, T. 1999. Phylogenetic relationships of eublepharid Geckos (Reptilia: Squamata): a molecular approach. *Zoological Science* 16: 659-666.
- Pepper, M., Doughty, P. and Keogh, J. S. 2006. Molecular phylogeny and phylogeography of the Australian *Diplodactylus stenodactylus* (Gekkota; Reptilia) species-group based on mitochondrial and nuclear genes reveals an ancient split between Pilbara and non-Pilbara *D. stenodactylus*. *Molecular Phylogenetics and Evolution* 41: 539-555.
- Petren, K. and Case, T. J. 1997. A phylogenetic analysis of body size evolution in chuckwallas (*Sauromalus*) and other iguanines. *Evolution* 51: 206-219.
- Petren, K. and Case, T. J. 2002. An updated mtDNA phylogeny for *Sauromalus* and implications for the evolution of gigantism. Appendix 8.1; pp. 574-579. In: Case, T.J. & Cody, M.L., eds. *Island Biogeography in the Sea of Cortes: Second edition*. University California Press, Berkeley.
- Pianka, E. R. and King, D. R. editors. 2004. *Varanoid lizards of the world*. Indiana University Press.
- Pincheira-Donoso, D., Hodgson, D. J. and Tregenza, T. 2008. The evolution of body size under environmental gradients in ectotherms: why should Bergmann's rule apply to lizards? *BMC Evolutionary Biology* 8: 68.
- Pincheira-Donoso, D., Hodgson, D. J., Stipala, J. and Tregenza, T. 2009. A phylogenetic analysis of sex-specific evolution of ecological morphology in *Liolaemus* lizards. *Ecological Research* 24: 1223-1231.
- Pincheira-Donoso, D., Scolaro, J. A. and Schulte, J. A. 2007. The limits of polymorphism in *Liolaemus rothi*: molecular and phenotypic evidence for a new species of the *Liolaemus boulengeri* clade (Iguanidae, Liolaemini) from boreal Patagonia of Chile. *Zootaxa*, 1452: 25-42.
- Pincheira-Donoso, D., Scolaro, J. A. and Sura, P. 2008. A monographic catalogue on the systematics and phylogeny of the South American iguanian lizard family Liolaemidae (Squamata, Iguania). *Zootaxa* 1800: 1-85.
- Poe, S. 2004. Phylogeny of anoles. *Herpetological Monographs* 18: 37-89.

- Poulakakis, N., Lymberakis, P., Valakos, E. and Mylonas, M. 2005. Phylogenetic relationships and biogeography of *Podarcis* species from the Balkan Peninsula, by bayesian and maximum likelihood analyses of mitochondrial DNA sequences. *Molecular Phylogenetics and Evolution* 37: 845-857.
- Rabosky, D. L., Donnellan, S. C., Talaba, A. L. and Lovette, I. J. 2007. Exceptional among-lineage variation in diversification rates during the radiation of Australia's most diverse vertebrate clade. *Proceedings of the Royal Society of London B*. 274: 2915-2923.
- Raxworthy, C. J., Forstner, M. R. J. and Nussbaum, R. A. 2002. Chameleon radiation by oceanic dispersal. *Nature*, 415: 784-787.
- Reeder, T. W. 2003. A phylogeny of the Australian *Sphenomorphus* group (Scincidae: Squamata) and the phylogenetic placement of the crocodile skinks (*Tribolonotus*): Bayesian approaches to assessing congruence and obtaining confidence in maximum likelihood inferred relationships. *Molecular Phylogenetics and Evolution* 27: 384-397.
- Reeder, T. W. and Wiens, J. J. 1996. Evolution of the lizard family Phrynosomatidae as inferred from diverse types of data. *Herpetological Monographs*, 10: 43-84.
- Reeder, T. W., Cole, C. J. and Dessauer, H. C. 2002. Phylogenetic relationships of whiptail lizards of the genus *Cnemidophorus* (Squamata: Teiidae): A test of monophyly, reevaluation of karyotypic evolution, and review of hybrid origins. *American Museum Novitates* 3365: 1-61.
- Richmond, J. Q. 2006. Evolutionary basis of parallelism in North American scincid lizards. *Evolution & Development* 8: 477-490.
- Rocha, S., Carretero, M. A. and Harris, D. J. 2010. Genetic diversity and phylogenetic relationships of *Mabuya* spp. (Squamata: Scincidae) from western Indian Ocean islands. *Amphibia-Reptilia* 31: 375-385.
- Russell, A. P. and Bauer, A. M. 2002. Thecadactylus Goldfuss, *Thecadactylus rapicauda* (Houttuyn) Turnip-tailed Gecko. *Catalogue of American Amphibians and Reptiles*, 753: 1-16.
- Schargel, W.E., Rivas, G., Makowsky, R., Senaris, J. C., Natera, M. A., Barros, T. R., Molina, C. R. and Barrio-Amoros, C. L. 2010. Phylogenetic systematics of the genus *Gonatodes* (Squamata: Sphaerodactylidae) in the Guayana region, with description of a new species from Venezuela. *Systematics and Biodiversity* 8: 321-339.
- Schmitz, A., Ineich, I. and Chirio, L. 2005. Molecular review of the genus *Panaspis* sensu lato (Reptilia: Scincidae) in Cameroon, with special reference to the status of the proposed subgenera. *Zootaxa* 863: 1-28.
- Schmitz, A., Mausfeld, P. and Embert, D. 2004. Molecular studies on the genus *Eumeces* Wiegmann, 1834: phylogenetic relationships and taxonomic implications. *Hamadryad* 28: 73-89.
- Schulte, J. A., Melville, J. and Larson, A. 2003. Molecular phylogenetic evidence for ancient divergence of lizard taxa on either side of Wallace's Line. *Proceedings of the Royal Society of London B*. 270: 597-603.
- Siler, C. D., Diesmos, A. C., Alcalá, A. C. and Brown, R. M. 2011. Phylogeny of Philippine slender skinks (Scincidae: *Brachymeles*) reveals underestimated species diversity, complex biogeographical relationships, and cryptic patterns of lineage diversification. *Molecular Phylogenetics and Evolution* 59: 53-65.
- Skinner, A. and Lee, M. S. Y. 2010. Plausibility of inferred ancestral phenotypes and the evaluation of alternative models of limb evolution in scincid lizards. *Biology Letters* 6: 354-358.
- Skinner, A., Hugall, A. F. and Hutchinson, M. N. 2011. Lygosomine phylogeny and the origins of Australian scincid lizards. *Journal of Biogeography*
- Smith, S. A., Sadlier, R. A., Bauer, A. M., Austin, C. C. and Jackman, T. 2007. Molecular phylogeny of the scincid lizards of New Caledonia and adjacent areas: Evidence for a single origin of the endemic skinks of Tasmantis. *Molecular Phylogenetics and Evolution* 43: 1151-1166.

- Starostova, Z., Kratochvil, L. S. and Flajshans, M. 2008. Cell size does not always correspond to genome size: phylogenetic analysis in geckos questions optimal DNA theories of genome size evolution. *Zoology* 111: 377-384.
- Stuart-Fox, D. M. and Owens, I. P. F. 2003. Species-richness in agamid lizards: chance, body size, ecology or sexual selection? *Journal of Evolutionary Biology* 16: 659-669.
- Stuart-Fox, D., Moussalli, A. and Whiting, M. J. 2007. Natural selection on social signals: signal efficacy and the evolution of chameleon display coloration. *American Naturalist* 170: 916-930.
- Thompson, G. G., Clemente, C. J., Withers, P. C., Fry, B. G. and Norman, J. A. 2008. Is body shape of varanid lizards linked with retreat choice? *Australian Journal of Zoology*, 56: 351–362
- Torres-Carvajal, O. and de Queiroz, K. 2009. Phylogeny of hoplocercine lizards (Squamata: Iguania) with estimates of relative divergence times. *Molecular Phylogenetics and Evolution* 50: 31-43.
- Torres-Perez, F., Mendez, M. A., Benavides, E., Moreno, R. A., Lamborot, M., Palma, R. E. and Ortiz, J. C. 2009. Systematics and evolutionary relationships of the mountain lizard *Liolaemus monticola* (Liolaemini): how morphological and molecular evidence contributes to reveal hidden species diversity. *Biological Journal of the Linnean Society*, 96: 635-650.
- Townsend, C. R., McCranie, J. R. and Wilson, L. D. 2004. *Corytophanes cristatus*. *Catalogue of American Amphibians and Reptiles*, 789: 1-6.
- Townsend, T. and Larson, A. 2002. Molecular phylogenetics and mitochondrial genomic evolution in the Chamaeleonidae (Reptilia, Squamata). *Molecular Phylogenetics and Evolution* 23: 22-36.
- Volobouev, V. and Ineich, I. 1994. A chromosome banding study of *Ailuronyx seychellensis* (Reptilia, Gekkonidae) and its phylogenetic affinities. *Journal of Herpetology* 28: 267-270.
- Warne, R. W. and Charnov, E. L. 2008. Reproductive allometry and the size-number trade-off for lizards. *American Naturalist* 172: E80-E98.
- Werneck, F. D. P., Giugliano, L. G., Colleavtti, R. G. and Colli, G. 2009. Phylogeny, biogeography and evolution of clutch size in South American lizards of the genus *Kentropyx* (Squamata: Teiidae). *Molecular Ecology* 18: 262-278.
- Whiting, A. S., Sites, J. W., Pellegrino, K. C. M. and Rodrigues, M. T. 2006. Comparing alignment methods for inferring the history of the new world lizard genus *Mabuya* (Squamata: Scincidae). *Molecular Phylogenetics and Evolution* 38: 719-730.
- Wiens, J. J. 1999. Phylogenetic evidence for multiple losses of a sexually selected character in phrynosomatid lizards. *Proceedings of the Royal Society of London B*. 266: 1529-1535.
- Wiens, J. J. and Hollingsworth, B. D. 2000. War of the iguanas: conflicting molecular and morphological phylogenies and long-branch attraction in iguanid lizards. *Systematic Biology* 49: 143-159.
- Wiens, J. J. and Reeder, T. W. 1997. Phylogeny of the spiny lizards (*Sceloporus*) based on molecular and morphological evidence. *Herpetological Monographs* 11: 1-101.
- Wiens, J. J., Kuczynski, C. A., Arif, S. and Reeder, T. W. 2010. Phylogenetic relationships of phrynosomatid lizards based on nuclear and mitochondrial data, and a revised phylogeny for *Sceloporus*. *Molecular Phylogenetics and Evolution* 54: 150-161.
- Wilms, T. M., Bohme, W., Wagner, P., Lutzmann, N. and Schmitz, A. 2009. On the phylogeny and taxonomy of the genus *Uromastix* Merrem, 1820 (Reptilia: Squamata: Agamidae: Uromastycinae) – resurrection of the genus *Saara* Gray, 1845. *Bonner zoologische Beitrage* 56: 55-99.
- Zug, G. R., Brown, H. H. K., Schulte, J. A. and Vindum, J. V. 2006. Systematics of the Garden Lizards, *Calotes versicolor* Group (Reptilia, Squamata, Agamidae), in Myanmar: Central Dry Zone Populations. *Proceedings of the California Academy of Sciences* 57: 35–68.

Appendix 2: Data

<i>species</i>	Family	female SVL (mm)	based on	hutchling SVL (mm)	Mass / SVL allometry of
<i>Acanthocercus atricollis</i>	Agamidae	120.24	mean Female SVL	33.0	Agamidae
<i>Agama agama</i>	Agamidae	89.64	mean Female SVL	31.0	Agamidae
<i>Agama impalearis</i>	Agamidae	106.23	midpoint Female SVL	27.5	Agamidae
<i>Aphaniotis acutirostris</i>	Agamidae	50.30	mean Female SVL	23.0	Agamidae
<i>Calotes mystaceus</i>	Agamidae	104.78	mean Female SVL	24.0	Agamidae
<i>Calotes nemoricola</i>	Agamidae	93.56	mean Female SVL	25.2	Agamidae
<i>Calotes nigrilabris</i>	Agamidae	78.8	mean Female SVL	30.0	Agamidae
<i>Calotes versicolor</i>	Agamidae	88.68	mean Female SVL	19.4	Agamidae
<i>Chlamydosaurus kingii</i>	Agamidae	219.36	mean Female SVL	42.0	Agamidae
<i>Ctenophorus fordi</i>	Agamidae	52.60	mean Female SVL	23.0	Agamidae
<i>Ctenophorus isolepis</i>	Agamidae	61.07	mean Female SVL	27.0	Agamidae
<i>Ctenophorus maculosus</i>	Agamidae	59.20	mean Female SVL	25.0	Agamidae
<i>Ctenophorus nuchalis</i>	Agamidae	88.00	mean Female SVL	31.0	Agamidae
<i>Ctenophorus ornatus</i>	Agamidae	81.11	mean Female SVL	30.0	Agamidae
<i>Draco volans</i>	Agamidae	79.32	mean Female SVL	21.0	Agamidae
<i>Gonocephalus bellii</i>	Agamidae	114.93	midpoint Female SVL	25.0	Agamidae
<i>Gonocephalus bornensis</i>	Agamidae	110.00	midpoint Female SVL	36.0	Agamidae
<i>Gonocephalus chamaeleontinus</i>	Agamidae	122.08	midpoint Female SVL	30.0	Agamidae
<i>Gonocephalus grandis</i>	Agamidae	126.4	mean Female SVL	33.5	Agamidae
<i>Japalura kumaonensis</i>	Agamidae	61.26	midpoint species SVL	18.4	Agamidae
<i>Japalura swinhonis</i>	Agamidae	68.89	mean Female SVL	20.0	Agamidae
<i>Laudakia caucasia</i>	Agamidae	114.47	mean Female SVL	35.0	Agamidae
<i>Laudakia stellio</i>	Agamidae	105.57	mean Female SVL	32.0	Agamidae
<i>Lophognathus longirostris</i>	Agamidae	86.05	mean Female SVL	27.0	Agamidae
<i>Moloch horridus</i>	Agamidae	95.44	mean Female SVL	34.0	Agamidae
<i>Phrynocephalus guttatus</i>	Agamidae	48.09	mean Female SVL	22.0	Agamidae
<i>Phrynocephalus helioscopus</i>	Agamidae	49.15	mean Female SVL	18.0	Agamidae
<i>Phrynocephalus mystaceus</i>	Agamidae	73.65	mean Female SVL	30.0	Agamidae
<i>Phrynocephalus theobaldi</i>	Agamidae	50.22	mean Female SVL	25.3	Agamidae
<i>Phrynocephalus versicolor</i>	Agamidae	50.34	midpoint Female SVL	22.0	Agamidae
<i>Physignathus cocincinus</i>	Agamidae	159.48	mean Female SVL	45.0	Agamidae
<i>Physignathus lesueurii</i>	Agamidae	205.28	midpoint Female SVL	49.0	Agamidae
<i>Pogona barbata</i>	Agamidae	167.59	midpoint Female SVL	30.0	Agamidae
<i>Sitana fusca</i>	Agamidae	48.08	midpoint Female SVL	15.0	Agamidae
<i>Sitana ponticeriana</i>	Agamidae	49.44	mean Female SVL	16.9	Agamidae
<i>Sitana sivalensis</i>	Agamidae	44.79	midpoint Female SVL	14.0	Agamidae
<i>Trapelus mutabilis</i>	Agamidae	74.60	mean Female SVL	30.0	Agamidae
<i>Trapelus ruderatus</i>	Agamidae	75.27	midpoint Female SVL	27.0	Agamidae
<i>Trapelus sanguinolentus</i>	Agamidae	86.71	mean Female SVL	29.0	Agamidae
<i>Uromastyx acanthinura</i>	Agamidae	218.22	mean Female SVL	50.0	Agamidae
<i>Uromastyx aegyptia</i>	Agamidae	321.44	mean Female SVL	59.0	Agamidae
<i>Uromastyx ornata</i>	Agamidae	155.11	mean Female SVL	53.0	Agamidae
<i>Amphisbaena kingii</i>	Amphisbaenidae	201.50	mean Female SVL	85.0	Amphisbaenidae
<i>Anguis fragilis</i>	Anguidae	177.96	mean Female SVL	38.0	Limbless Lizards
<i>Barisia herrerae</i>	Anguidae	111.87	mean Female SVL	34.0	Anguidae
<i>Barisia imbricata</i>	Anguidae	111.48	mean Female SVL	29.1	Anguidae
<i>Elgaria coerulea</i>	Anguidae	95.28	mean Female SVL	30.5	Anguidae
<i>Elgaria multicarinata</i>	Anguidae	121.26	mean Female SVL	30.0	Anguidae
<i>Gerrhonotus infernalis</i>	Anguidae	164.70	mean Female SVL	33.0	Anguidae
<i>Mesaspis gadovii</i>	Anguidae	85.12	mean Female SVL	28.7	Anguidae
<i>Mesaspis juarezi</i>	Anguidae	71.14	mean Female SVL	25.0	Anguidae
<i>Mesaspis monticola</i>	Anguidae	75.63	mean Female SVL	23.0	Anguidae
<i>Ophiodes striatus</i>	Anguidae	194.42	mean Female SVL	33.0	leg reduced
<i>Ophisaurus attenuatus</i>	Anguidae	240.77	mean Female SVL	56.0	Limbless Lizards
<i>Ophisaurus compressus</i>	Anguidae	166.3	mean Female SVL	40.0	Limbless Lizards

<i>Ophisaurus gracilis</i>	Anguidae	192.70	mean species SVL	44.0	Limbless Lizards
<i>Ophisaurus ventralis</i>	Anguidae	220.5	mean Female SVL	46.0	Limbless Lizards
<i>Pseudopus apodus</i>	Anguidae	392.28	mean Female SVL	90.0	leg reduced
<i>Anniella pulchra</i>	Anniellidae	123.0	mean Female SVL	45.0	Limbless Lizards
<i>Bipes biporus</i>	Bipedidae	177.15	mean Female SVL	90.0	Amphisbaenia
<i>Bipes canaliculatus</i>	Bipedidae	203.65	midpoint Female SVL	93.0	Amphisbaenia
<i>Bipes tridactylus</i>	Bipedidae	128.13	midpoint Female SVL	60.0	Amphisbaenia
<i>Blanus mettetali</i>	Blanidae	145.98	mean Female SVL	86.0	Amphisbaenia
<i>Bradypodion pumilum</i>	Chamaeleonidae	78.30	mean Female SVL	21.0	Chamaeleonidae
<i>Bradypodion ventrale</i>	Chamaeleonidae	87.50	midpoint Female SVL	23.5	Chamaeleonidae
<i>Chamaeleo calypttratus</i>	Chamaeleonidae	179.38	midpoint Female SVL	25	Chamaeleonidae
<i>Chamaeleo chamaeleon</i>	Chamaeleonidae	118.90	mean Female SVL	25.5	Chamaeleonidae
<i>Chamaeleo dilepis</i>	Chamaeleonidae	112.22	mean Female SVL	31.5	Chamaeleonidae
<i>Chamaeleo namaquensis</i>	Chamaeleonidae	121.91	mean Female SVL	27.8	Chamaeleonidae
<i>Furcifer labordi</i>	Chamaeleonidae	72.81	mean Female SVL	20.0	Chamaeleonidae
<i>Rhampholeon marshalli</i>	Chamaeleonidae	71.00	midpoint Female SVL	20.0	Chamaeleonidae
<i>Trioceros ellioti</i>	Chamaeleonidae	91.83	mean Female SVL	26.0	Chamaeleonidae
<i>Trioceros hoehnelii</i>	Chamaeleonidae	81.47	mean Female SVL	24.0	Chamaeleonidae
<i>Trioceros jacksonii</i>	Chamaeleonidae	106.96	mean Female SVL	25.0	Chamaeleonidae
<i>Trioceros quadricornis</i>	Chamaeleonidae	107.97	mean Female SVL	42.0	Chamaeleonidae
<i>Cordylus capensis</i>	Cordylidae	97.46	mean Female SVL	44.7	Legged Cordylidae
<i>Cordylus giganteus</i>	Cordylidae	190.86	mean Female SVL	nodata	Legged Cordylidae
<i>Cordylus melanotus</i>	Cordylidae	103.41	mean Female SVL	41.0	Legged Cordylidae
<i>Basiliscus basiliscus</i>	Corytophanidae	162.74	mean Female SVL	39.5	Iguania
<i>Basiliscus vittatus</i>	Corytophanidae	120.35	mean Female SVL	34.0	Iguania
<i>Crotaphytus collaris</i>	Crotaphytidae	92.38	mean Female SVL	34.0	Iguania
<i>Crotaphytus grismeri</i>	Crotaphytidae	83.94	midpoint Female SVL	50.0	Iguania
<i>Crotaphytus reticulatus</i>	Crotaphytidae	115.90	midpoint species SVL	34.0	Iguania
<i>Gambelia sila</i>	Crotaphytidae	99.27	mean Female SVL	47.5	Iguania
<i>Gambelia wislizenii</i>	Crotaphytidae	111.49	mean Female SVL	38.0	Iguania
<i>Aeluroscalabotes felinus</i>	Gekkonidae	106.56	mean Female SVL	43.0	Gekkonidae
<i>Alsophylax laevis</i>	Gekkonidae	33.20	mean Female SVL	17.8	Gekkonidae
<i>Alsophylax loricatus</i>	Gekkonidae	28.28	mean Female SVL	15.0	Gekkonidae
<i>Alsophylax pipiens</i>	Gekkonidae	33.91	mean Female SVL	17.0	Gekkonidae
<i>Alsophylax szczerbaki</i>	Gekkonidae	27.79	mean Female SVL	16.0	Gekkonidae
<i>Aristelliger georgeensis</i>	Gekkonidae	95.48	midpoint species SVL	26.4	Gekkonidae
<i>Aristelliger praesignis</i>	Gekkonidae	71.75	midpoint species SVL	27.0	Gekkonidae
<i>Chondrodactylus angulifer</i>	Gekkonidae	80.41	mean Female SVL	38.0	Gekkonidae
<i>Christinus marmoratus</i>	Gekkonidae	52.46	mean Female SVL	19.0	Gekkonidae
<i>Cnemaspis kandiana</i>	Gekkonidae	33.68	mean Female SVL	13.5	Gekkonidae
<i>Coleonyx brevis</i>	Gekkonidae	54.00	mean Female SVL	23	Gekkonidae
<i>Coleonyx elegans</i>	Gekkonidae	87.26	mean Female SVL	38.0	Gekkonidae
<i>Coleonyx reticulatus</i>	Gekkonidae	88.73	midpoint Female SVL	40.0	Gekkonidae
<i>Coleonyx variegatus</i>	Gekkonidae	60.81	mean Female SVL	22.0	Gekkonidae
<i>Crenadactylus ocellatus</i>	Gekkonidae	32.23	mean Female SVL	15.0	Gekkonidae
<i>Crossobamon eversmanni</i>	Gekkonidae	46.78	mean Female SVL	21.0	Gekkonidae
<i>Cyrtodactylus peguensis</i>	Gekkonidae	72.85	midpoint species SVL	28.0	Gekkonidae
<i>Cyrtopodion caspium</i>	Gekkonidae	56.27	mean Female SVL	20.0	Gekkonidae
<i>Cyrtopodion fedtschenkoi</i>	Gekkonidae	59.77	mean Female SVL	22.0	Gekkonidae
<i>Diplodactylus tessellatus</i>	Gekkonidae	54.72	mean Female SVL	25.0	Gekkonidae
<i>Eublepharis macularius</i>	Gekkonidae	120.86	mean Female SVL	44.0	Gekkonidae
<i>Eublepharis turcmenicus</i>	Gekkonidae	129.56	midpoint Female SVL	71.0	Gekkonidae
<i>Geckonia chazaliae</i>	Gekkonidae	62.80	mean species SVL	20.0	Gekkonidae
<i>Gehyra variegata</i>	Gekkonidae	50.14	mean Female SVL	21.0	Gekkonidae
<i>Gekko gekko</i>	Gekkonidae	131.91	mean Female SVL	46.4	Gekkonidae
<i>Gekko hokouensis</i>	Gekkonidae	72.49	mean Female SVL	31.0	Gekkonidae
<i>Gonatodes albogularis</i>	Gekkonidae	41.05	mean Female SVL	17.9	Gekkonidae
<i>Goniurosaurus araneus</i>	Gekkonidae	111.51	midpoint Female SVL	44.0	Gekkonidae
<i>Gymnodactylus geckoides</i>	Gekkonidae	43.63	mean Female SVL	20.0	Gekkonidae

<i>Hemidactylus bowringii</i>	Gekkonidae	47.74	mean Female SVL	18.3	Gekkonidae
<i>Hemidactylus brookii</i>	Gekkonidae	50.65	mean Female SVL	23.3	Gekkonidae
<i>Hemidactylus flaviviridis</i>	Gekkonidae	64.14	mean Female SVL	25.0	Gekkonidae
<i>Hemidactylus frenatus</i>	Gekkonidae	53.48	mean Female SVL	18.5	Gekkonidae
<i>Hemidactylus mabouia</i>	Gekkonidae	56.27	mean Female SVL	20.5	Gekkonidae
<i>Hemidactylus maculatus</i>	Gekkonidae	105.00	midpoint Female SVL	31.0	Gekkonidae
<i>Hemidactylus turcicus</i>	Gekkonidae	47.02	mean Female SVL	22.0	Gekkonidae
<i>Heteronotia binoei</i>	Gekkonidae	49.05	mean Female SVL	18.0	Gekkonidae
<i>Homonota darwini</i>	Gekkonidae	39.05	mean Female SVL	21.4	Gekkonidae
<i>Homonota fasciata</i>	Gekkonidae	49.63	mean Female SVL	26.7	Gekkonidae
<i>Hoplodactylus maculatus</i>	Gekkonidae	64.11	mean Female SVL	23.0	Gekkonidae
<i>Lepidodactylus lugubris</i>	Gekkonidae	40.98	mean Female SVL	14	Gekkonidae
<i>Lucasium damaeum</i>	Gekkonidae	53.85	mean Female SVL	22.0	Gekkonidae
<i>Lygodactylus klugei</i>	Gekkonidae	29.65	mean Female SVL	14.0	Gekkonidae
<i>Mediodactylus kotschy</i>	Gekkonidae	41.27	mean Female SVL	17.0	Gekkonidae
<i>Mediodactylus russowii</i>	Gekkonidae	42.51	mean Female SVL	16.6	Gekkonidae
<i>Naultinus gemmeus</i>	Gekkonidae	68.12	mean Female SVL	33.0	Gekkonidae
<i>Naultinus manukanus</i>	Gekkonidae	74.00	mean Female SVL	nodata	Gekkonidae
<i>Oedura castelnaui</i>	Gekkonidae	98.27	midpoint Female SVL	38.0	Gekkonidae
<i>Oedura lesueurii</i>	Gekkonidae	64.72	mean Female SVL	28.0	Gekkonidae
<i>Oedura monilis</i>	Gekkonidae	80.94	mean Female SVL	30.0	Gekkonidae
<i>Oedura reticulata</i>	Gekkonidae	65.13	mean Female SVL	26.0	Gekkonidae
<i>Oedura tryoni</i>	Gekkonidae	81.13	mean Female SVL	35.0	Gekkonidae
<i>Phelsuma dubia</i>	Gekkonidae	53.86	midpoint Female SVL	21.0	Gekkonidae
<i>Phyllodactylus lanei</i>	Gekkonidae	64.79	mean Female SVL	22.0	Gekkonidae
<i>Phyllopezus pollicaris</i>	Gekkonidae	76.59	mean Female SVL	29.0	Gekkonidae
<i>Phyllurus platurus</i>	Gekkonidae	87.63	mean Female SVL	30.3	Gekkonidae
<i>Pristurus rupestris</i>	Gekkonidae	28.12	midpoint species SVL	16.0	Gekkonidae
<i>Ptenopus garrulus</i>	Gekkonidae	46.37	mean Female SVL	23.0	Gekkonidae
<i>Ptyodactylus guttatus</i>	Gekkonidae	68.54	mean Female SVL	25.0	Gekkonidae
<i>Ptyodactylus oudrii</i>	Gekkonidae	50.35	mean Female SVL	28.0	Gekkonidae
<i>Ptyodactylus ragazzii</i>	Gekkonidae	83.25	mean Female SVL	28.0	Gekkonidae
<i>Quedenfeldtia trachyblepharus</i>	Gekkonidae	40.30	mean species SVL	nodata	Gekkonidae
<i>Rhacodactylus auriculatus</i>	Gekkonidae	121.59	mean species SVL	40.0	Gekkonidae
<i>Saltuarius cornutus</i>	Gekkonidae	153.90	mean species SVL	50.6	Gekkonidae
<i>Sphaerodactylus cinereus</i>	Gekkonidae	32.05	midpoint Female SVL	nodata	Gekkonidae
<i>Sphaerodactylus elegans</i>	Gekkonidae	28.12	midpoint species SVL	16.3	Gekkonidae
<i>Sphaerodactylus pimienta</i>	Gekkonidae	33.02	midpoint Female SVL	18.0	Gekkonidae
<i>Sphaerodactylus roosevelti</i>	Gekkonidae	35.12	midpoint Female SVL	19.5	Gekkonidae
<i>Sphaerodactylus savagei</i>	Gekkonidae	32.41	midpoint Female SVL	14.0	Gekkonidae
<i>Stenodactylus doriae</i>	Gekkonidae	64.31	mean Female SVL	29.0	Gekkonidae
<i>Strophurus ciliaris</i>	Gekkonidae	73.86	mean Female SVL	28.6	Gekkonidae
<i>Strophurus elderi</i>	Gekkonidae	43.90	mean Female SVL	14.1	Gekkonidae
<i>Strophurus intermedius</i>	Gekkonidae	67.17	mean Female SVL	26.8	Gekkonidae
<i>Tarentola angustimentalis</i>	Gekkonidae	63.02	midpoint Female SVL	20.0	Gekkonidae
<i>Tarentola annularis</i>	Gekkonidae	100.73	mean Female SVL	33.0	Gekkonidae
<i>Tarentola boettgeri</i>	Gekkonidae	59.93	midpoint Female SVL	25.0	Gekkonidae
<i>Tarentola deserti</i>	Gekkonidae	82.34	mean Female SVL	38.0	Gekkonidae
<i>Tarentola mauritanica</i>	Gekkonidae	64.97	mean Female SVL	20.0	Gekkonidae
<i>Teratoscincus scincus</i>	Gekkonidae	78.68	mean Female SVL	37.5	Gekkonidae
<i>Gerrhosaurus skoogi</i>	Gerrhosauridae	146.02	midpoint Female SVL	60.0	Gerrhosauridae
<i>Cercosaura schreibersii</i>	Gymnophthalmidae	38.57	mean Female SVL	13.4	Legged Gymnoph
<i>Gymnophthalmus speciosus</i>	Gymnophthalmidae	41.78	mean Female SVL	16.0	Legged Gymnoph
<i>Leposoma rugiceps</i>	Gymnophthalmidae	40.25	midpoint Female SVL	16.0	Legged Gymnoph
<i>Potamites ecleopus</i>	Gymnophthalmidae	59.38	mean Female SVL	21.0	Legged Gymnoph
<i>Heloderma horridum</i>	Helodermatidae	367.33	mean Female SVL	115.0	Anguimorpha
<i>Heloderma suspectum</i>	Helodermatidae	302.68	mean Female SVL	136.5	Anguimorpha
<i>Amblyrhynchus cristatus</i>	Iguanidae	323.87	mean Female SVL	110.5	Iguanidae
<i>Brachylophus fasciatus</i>	Iguanidae	159.83	mean Female SVL	74	Iguanidae

<i>Conolophus pallidus</i>	Iguanidae	337.47	mean Female SVL	100.0	Iguanidae
<i>Conolophus subcristatus</i>	Iguanidae	386.30	mean Female SVL	99.0	Iguanidae
<i>Ctenosaura pectinata</i>	Iguanidae	283.03	mean Female SVL	56.6	Iguanidae
<i>Ctenosaura similis</i>	Iguanidae	308.70	mean Female SVL	52	Iguanidae
<i>Cyclura carinata</i>	Iguanidae	232.30	mean Female SVL	79.8	Iguanidae
<i>Cyclura cornuta</i>	Iguanidae	475.54	mean Female SVL	102.3	Iguanidae
<i>Cyclura cychlura</i>	Iguanidae	419.07	midpoint Female SVL	88.5	Iguanidae
<i>Cyclura nubila</i>	Iguanidae	334.25	mean Female SVL	102.5	Iguanidae
<i>Cyclura pinguis</i>	Iguanidae	462.87	mean Female SVL	97.5	Iguanidae
<i>Dipsosaurus dorsalis</i>	Iguanidae	116.20	mean Female SVL	44.0	Iguanidae
<i>Iguana iguana</i>	Iguanidae	322.26	mean Female SVL	77.5	Iguanidae
<i>Sauromalus ater</i>	Iguanidae	162.60	mean Female SVL	52.5	Iguanidae
<i>Sauromalus hispidus</i>	Iguanidae	274.14	mean species SVL	70.0	Iguanidae
<i>Sauromalus obesus</i>	Iguanidae	174.21	mean Female SVL	54.0	Iguanidae
<i>Sauromalus varius</i>	Iguanidae	289.72	midpoint species SVL	75.0	Iguanidae
<i>Acanthodactylus erythrurus</i>	Lacertidae	71.49	mean Female SVL	29.0	Lacertidae
<i>Acanthodactylus pardalis</i>	Lacertidae	62.02	mean Female SVL	28.0	Lacertidae
<i>Acanthodactylus scutellatus</i>	Lacertidae	53.72	mean Female SVL	25.0	Lacertidae
<i>Acanthodactylus spinicauda</i>	Lacertidae	52.62	mean Female SVL	33.0	Lacertidae
<i>Algyroides marchi</i>	Lacertidae	45.05	mean species SVL	20.0	Lacertidae
<i>Algyroides moreoticus</i>	Lacertidae	45.47	midpoint Female SVL	20.0	Lacertidae
<i>Algyroides nigropunctatus</i>	Lacertidae	54.40	midpoint Female SVL	20.0	Lacertidae
<i>Atlantolacerta andreanskyi</i>	Lacertidae	50.29	mean species SVL	22.2	Lacertidae
<i>Dalmatolacerta oxycephala</i>	Lacertidae	56.85	mean Female SVL	20.0	Lacertidae
<i>Darevskia chlorogaster</i>	Lacertidae	60.19	mean Female SVL	24.4	Lacertidae
<i>Darevskia derjugini</i>	Lacertidae	57.41	mean Female SVL	19.0	Lacertidae
<i>Darevskia parvula</i>	Lacertidae	51.51	mean Female SVL	21.0	Lacertidae
<i>Darevskia portschinskii</i>	Lacertidae	52.85	mean Female SVL	25.0	Lacertidae
<i>Darevskia praticola</i>	Lacertidae	55.57	mean Female SVL	22.0	Lacertidae
<i>Darevskia raddei</i>	Lacertidae	58.57	mean Female SVL	24.0	Lacertidae
<i>Darevskia rostombekovi</i>	Lacertidae	52.12	mean Female SVL	22.5	Lacertidae
<i>Darevskia rudis</i>	Lacertidae	69.87	mean Female SVL	25.0	Lacertidae
<i>Darevskia saxicola</i>	Lacertidae	58.28	mean Female SVL	22.2	Lacertidae
<i>Darevskia unisexualis</i>	Lacertidae	59.75	mean Female SVL	25.0	Lacertidae
<i>Darevskia valentini</i>	Lacertidae	69.48	mean Female SVL	25.4	Lacertidae
<i>Dinarolacerta mosorensis</i>	Lacertidae	65.01	mean Female SVL	25.4	Lacertidae
<i>Eremias arguta</i>	Lacertidae	73.36	midpoint Female SVL	25.0	Lacertidae
<i>Eremias grammica</i>	Lacertidae	59.86	midpoint Female SVL	25.5	Lacertidae
<i>Eremias intermedia</i>	Lacertidae	52.88	midpoint Female SVL	27.0	Lacertidae
<i>Eremias lineolata</i>	Lacertidae	42.60	midpoint Female SVL	25.0	Lacertidae
<i>Eremias nigrocellata</i>	Lacertidae	67.72	midpoint species SVL	27.0	Lacertidae
<i>Eremias nikolskii</i>	Lacertidae	65.99	midpoint Female SVL	25.0	Lacertidae
<i>Eremias persica</i>	Lacertidae	87.83	midpoint Female SVL	32.0	Lacertidae
<i>Eremias pleskei</i>	Lacertidae	55.20	midpoint species SVL	23.0	Lacertidae
<i>Eremias regeli</i>	Lacertidae	61.40	mean species SVL	26.0	Lacertidae
<i>Eremias strauchi</i>	Lacertidae	66.07	mean species SVL	28.0	Lacertidae
<i>Eremias velox</i>	Lacertidae	71.22	midpoint Female SVL	26.0	Lacertidae
<i>Gallotia atlantica</i>	Lacertidae	63.32	mean Female SVL	23.2	Lacertidae
<i>Gallotia bravoana</i>	Lacertidae	120.03	mean Female SVL	33.1	Lacertidae
<i>Gallotia caesaris</i>	Lacertidae	74.49	mean Female SVL	29.4	Lacertidae
<i>Gallotia galloti</i>	Lacertidae	89.51	mean Female SVL	30.0	Lacertidae
<i>Gallotia simonyi</i>	Lacertidae	163.14	mean Female SVL	44.0	Lacertidae
<i>Gallotia stehlini</i>	Lacertidae	188.89	mean Female SVL	40.0	Lacertidae
<i>Heliobolus lugubris</i>	Lacertidae	58.31	midpoint Female SVL	18.0	Lacertidae
<i>Hellenolacerta graeca</i>	Lacertidae	65.15	midpoint Female SVL	28.5	Lacertidae
<i>Iberolacerta aranica</i>	Lacertidae	57.93	mean Female SVL	22.1	Lacertidae
<i>Iberolacerta aurelioi</i>	Lacertidae	55.89	mean Female SVL	26.4	Lacertidae
<i>Iberolacerta bonnali</i>	Lacertidae	56.74	mean Female SVL	20.0	Lacertidae
<i>Iberolacerta cyreni</i>	Lacertidae	75.99	mean Female SVL	22.0	Lacertidae

<i>Iberolacerta horvathi</i>	Lacertidae	60.46	mean Female SVL	24.0	Lacertidae
<i>Iberolacerta monticola</i>	Lacertidae	67.39	mean Female SVL	22.0	Lacertidae
<i>Ichnotropis squamulosa</i>	Lacertidae	56.30	mean Female SVL	29.0	Lacertidae
<i>Lacerta agilis</i>	Lacertidae	79.10	mean Female SVL	20.0	Lacertidae
<i>Lacerta schreiberi</i>	Lacertidae	110.24	mean Female SVL	25.0	Lacertidae
<i>Lacerta strigata</i>	Lacertidae	95.46	midpoint Female SVL	30.0	Lacertidae
<i>Lacerta trilineata</i>	Lacertidae	115.67	mean Female SVL	34.0	Lacertidae
<i>Lacerta viridis</i>	Lacertidae	104.39	mean Female SVL	27.0	Lacertidae
<i>Meroles anchietae</i>	Lacertidae	44.59	mean Female SVL	26.0	Lacertidae
<i>Meroles cuneirostris</i>	Lacertidae	49.66	mean Female SVL	26.0	Lacertidae
<i>Meroles suborbitalis</i>	Lacertidae	55.60	mean Female SVL	26.5	Lacertidae
<i>Mesalina guttulata</i>	Lacertidae	46.40	mean Female SVL	21.0	Lacertidae
<i>Mesalina olivieri</i>	Lacertidae	41.35	mean Female SVL	20.0	Lacertidae
<i>Mesalina pasteuri</i>	Lacertidae	44.47	midpoint species SVL	21.0	Lacertidae
<i>Mesalina rubropunctata</i>	Lacertidae	49.28	mean Female SVL	24.0	Lacertidae
<i>Nucras lalandii</i>	Lacertidae	89.10	mean Female SVL	20.0	Lacertidae
<i>Nucras taeniolata</i>	Lacertidae	69.25	mean Female SVL	32.0	Lacertidae
<i>Nucras tessellata</i>	Lacertidae	71.00	mean Female SVL	32.0	Lacertidae
<i>Ophisops elegans</i>	Lacertidae	48.26	mean Female SVL	19.7	Lacertidae
<i>Parvilacerta parva</i>	Lacertidae	54.25	midpoint Female SVL	24.0	Lacertidae
<i>Pedioplanis burchelli</i>	Lacertidae	54.86	mean Female SVL	nodata	Lacertidae
<i>Pedioplanis namaquensis</i>	Lacertidae	50.10	mean Female SVL	21.0	Lacertidae
<i>Phoenicolacerta laevis</i>	Lacertidae	63.18	mean Female SVL	25.0	Lacertidae
<i>Phoenicolacerta troodica</i>	Lacertidae	55.81	midpoint Female SVL	25.5	Lacertidae
<i>Podarcis bocagei</i>	Lacertidae	53.55	mean Female SVL	20.0	Lacertidae
<i>Podarcis carbonelli</i>	Lacertidae	51.77	mean Female SVL	20.9	Lacertidae
<i>Podarcis erhardii</i>	Lacertidae	62.54	mean Female SVL	27.8	Lacertidae
<i>Podarcis filfolensis</i>	Lacertidae	65.67	mean Female SVL	24.8	Lacertidae
<i>Podarcis gaigeae</i>	Lacertidae	64.30	mean Female SVL	27.8	Lacertidae
<i>Podarcis hispanicus</i>	Lacertidae	53.92	mean Female SVL	20.0	Lacertidae
<i>Podarcis lilfordi</i>	Lacertidae	60.44	mean Female SVL	28.7	Lacertidae
<i>Podarcis liolepis</i>	Lacertidae	59.52	mean Female SVL	22.1	Lacertidae
<i>Podarcis melisellensis</i>	Lacertidae	60.32	mean Female SVL	25.0	Lacertidae
<i>Podarcis milensis</i>	Lacertidae	51.39	mean Female SVL	24.0	Lacertidae
<i>Podarcis muralis</i>	Lacertidae	61.37	mean Female SVL	24.1	Lacertidae
<i>Podarcis peloponnesiacus</i>	Lacertidae	68.65	mean Female SVL	28.2	Lacertidae
<i>Podarcis pityusensis</i>	Lacertidae	58.60	mean Female SVL	27.8	Lacertidae
<i>Podarcis siculus</i>	Lacertidae	63.07	mean Female SVL	23.0	Lacertidae
<i>Podarcis tauricus</i>	Lacertidae	62.99	mean Female SVL	26.7	Lacertidae
<i>Podarcis waglerianus</i>	Lacertidae	55.51	midpoint Female SVL	26.2	Lacertidae
<i>Psammodromus algirus</i>	Lacertidae	70.26	mean Female SVL	25.0	Lacertidae
<i>Psammodromus blanci</i>	Lacertidae	42.89	mean Female SVL	19.0	Lacertidae
<i>Psammodromus hispanicus</i>	Lacertidae	49.02	mean Female SVL	19.0	Lacertidae
<i>Scelarcis perspicillata</i>	Lacertidae	45.65	mean Female SVL	23.0	Lacertidae
<i>Takydromus amurensis</i>	Lacertidae	72.07	midpoint Female SVL	23.0	Lacertidae
<i>Takydromus septentrionalis</i>	Lacertidae	61.77	mean Female SVL	23.4	Lacertidae
<i>Takydromus sexlineatus</i>	Lacertidae	56.70	mean Female SVL	15.0	Lacertidae
<i>Takydromus tachydromoides</i>	Lacertidae	51.75	mean Female SVL	22.0	Lacertidae
<i>Takydromus wolteri</i>	Lacertidae	51.83	mean Female SVL	21.8	Lacertidae
<i>Teira dugesii</i>	Lacertidae	62.03	mean Female SVL	28.2	Lacertidae
<i>Timon lepidus</i>	Lacertidae	152.53	mean Female SVL	36.5	Lacertidae
<i>Timon pater</i>	Lacertidae	143.09	mean Female SVL	42.0	Lacertidae
<i>Zootoca vivipara</i>	Lacertidae	58.79	mean Female SVL	15.0	Lacertidae
<i>Liolaemus andinus</i>	Liolaemidae	86.91	mean Female SVL	28.0	Tropiduridae
<i>Liolaemus bibronii</i>	Liolaemidae	52.15	mean Female SVL	27.0	Tropiduridae
<i>Liolaemus boulengeri</i>	Liolaemidae	59.57	mean Female SVL	24.9	Tropiduridae
<i>Liolaemus elongatus</i>	Liolaemidae	74.11	mean Female SVL	23.1	Tropiduridae
<i>Liolaemus huacahuasicus</i>	Liolaemidae	63.20	mean Female SVL	26.0	Tropiduridae
<i>Liolaemus koslowskyi</i>	Liolaemidae	56.71	mean Female SVL	22.0	Tropiduridae

<i>Liolaemus lineomaculatus</i>	Liolaemidae	56.51	mean Female SVL	25.0	Tropiduridae
<i>Liolaemus lutzae</i>	Liolaemidae	63.93	mean Female SVL	31.0	Tropiduridae
<i>Liolaemus pictus</i>	Liolaemidae	61.23	mean Female SVL	32.0	Tropiduridae
<i>Liolaemus scolaroii</i>	Liolaemidae	50.22	mean species SVL	27.9	Tropiduridae
<i>Liolaemus signifer</i>	Liolaemidae	57.57	midpoint Female SVL	28.0	Tropiduridae
<i>Liolaemus wiegmannii</i>	Liolaemidae	49.58	mean Female SVL	20.0	Tropiduridae
<i>Phymaturus patagonicus</i>	Liolaemidae	98.68	mean Female SVL	33.0	Tropiduridae
<i>Phymaturus punae</i>	Liolaemidae	92.54	mean Female SVL	49.2	Tropiduridae
<i>Phymaturus zapalensis</i>	Liolaemidae	90.17	mean Female SVL	47.5	Tropiduridae
<i>Callisaurus draconoides</i>	Phrynosomatidae	74.43	mean Female SVL	29.0	Phrynosomatidae
<i>Cophosaurus texanus</i>	Phrynosomatidae	57.25	mean Female SVL	23.5	Phrynosomatidae
<i>Holbrookia lacerata</i>	Phrynosomatidae	59.15	mean species SVL	20.0	Phrynosomatidae
<i>Holbrookia maculata</i>	Phrynosomatidae	55.31	mean Female SVL	17.0	Phrynosomatidae
<i>Holbrookia propinqua</i>	Phrynosomatidae	52.59	mean Female SVL	26.0	Phrynosomatidae
<i>Phrynosoma blainvillii</i>	Phrynosomatidae	89.50	mean species SVL	29.0	Phrynosomatidae
<i>Phrynosoma cornutum</i>	Phrynosomatidae	77.90	mean Female SVL	19	Phrynosomatidae
<i>Phrynosoma coronatum</i>	Phrynosomatidae	83.60	mean Female SVL	31.0	Phrynosomatidae
<i>Phrynosoma ditmarsii</i>	Phrynosomatidae	72.63	mean Female SVL	24.0	Phrynosomatidae
<i>Phrynosoma douglassii</i>	Phrynosomatidae	73.21	mean Female SVL	23	Phrynosomatidae
<i>Phrynosoma hernandesi</i>	Phrynosomatidae	96.76	midpoint Female SVL	26	Phrynosomatidae
<i>Phrynosoma mcallii</i>	Phrynosomatidae	70.20	mean Female SVL	30.0	Phrynosomatidae
<i>Phrynosoma modestum</i>	Phrynosomatidae	59.30	mean Female SVL	19.0	Phrynosomatidae
<i>Phrynosoma platyrhinos</i>	Phrynosomatidae	81.36	mean Female SVL	25	Phrynosomatidae
<i>Phrynosoma solare</i>	Phrynosomatidae	92.08	mean Female SVL	28.0	Phrynosomatidae
<i>Sceloporus aeneus</i>	Phrynosomatidae	47.51	mean Female SVL	nodata	Phrynosomatidae
<i>Sceloporus arenicolus</i>	Phrynosomatidae	54.98	mean Female SVL	22.4	Phrynosomatidae
<i>Sceloporus clarkii</i>	Phrynosomatidae	94.22	mean Female SVL	30.5	Phrynosomatidae
<i>Sceloporus consobrinus</i>	Phrynosomatidae	65.90	mean Female SVL	22.0	Phrynosomatidae
<i>Sceloporus cozumelae</i>	Phrynosomatidae	46.41	mean Female SVL	23.0	Phrynosomatidae
<i>Sceloporus cyanogenys</i>	Phrynosomatidae	108.24	mean Female SVL	28.0	Phrynosomatidae
<i>Sceloporus formosus</i>	Phrynosomatidae	71.02	mean Female SVL	28.6	Phrynosomatidae
<i>Sceloporus gadoviae</i>	Phrynosomatidae	53.88	mean Female SVL	24.0	Phrynosomatidae
<i>Sceloporus graciosus</i>	Phrynosomatidae	56.36	mean Female SVL	23.0	Phrynosomatidae
<i>Sceloporus grammicus</i>	Phrynosomatidae	50.92	mean Female SVL	18.0	Phrynosomatidae
<i>Sceloporus horridus</i>	Phrynosomatidae	83.49	mean Female SVL	23.0	Phrynosomatidae
<i>Sceloporus jarrovii</i>	Phrynosomatidae	74.93	mean Female SVL	25.0	Phrynosomatidae
<i>Sceloporus magister</i>	Phrynosomatidae	94.12	mean Female SVL	35	Phrynosomatidae
<i>Sceloporus malachiticus</i>	Phrynosomatidae	71.70	mean Female SVL	29.0	Phrynosomatidae
<i>Sceloporus merriami</i>	Phrynosomatidae	48.75	mean Female SVL	22.0	Phrynosomatidae
<i>Sceloporus mucronatus</i>	Phrynosomatidae	83.50	mean Female SVL	25.0	Phrynosomatidae
<i>Sceloporus occidentalis</i>	Phrynosomatidae	74.39	mean Female SVL	27.0	Phrynosomatidae
<i>Sceloporus olivaceus</i>	Phrynosomatidae	92.66	mean Female SVL	22.0	Phrynosomatidae
<i>Sceloporus omiltemanus</i>	Phrynosomatidae	83.76	mean Female SVL	28.6	Phrynosomatidae
<i>Sceloporus orcutti</i>	Phrynosomatidae	92.54	mean Female SVL	33.0	Phrynosomatidae
<i>Sceloporus poinsettii</i>	Phrynosomatidae	99.27	mean Female SVL	32	Phrynosomatidae
<i>Sceloporus scalaris</i>	Phrynosomatidae	53.11	mean Female SVL	20.0	Phrynosomatidae
<i>Sceloporus serrifer</i>	Phrynosomatidae	100.74	mean Female SVL	29.6	Phrynosomatidae
<i>Sceloporus slevini</i>	Phrynosomatidae	56.58	midpoint species SVL	20.0	Phrynosomatidae
<i>Sceloporus torquatus</i>	Phrynosomatidae	93.25	mean Female SVL	29.0	Phrynosomatidae
<i>Sceloporus undulatus</i>	Phrynosomatidae	63.89	mean Female SVL	22.0	Phrynosomatidae
<i>Sceloporus utiformis</i>	Phrynosomatidae	63.05	mean Female SVL	25.0	Phrynosomatidae
<i>Sceloporus variabilis</i>	Phrynosomatidae	55.38	mean Female SVL	22.6	Phrynosomatidae
<i>Sceloporus virgatus</i>	Phrynosomatidae	56.05	mean Female SVL	21.5	Phrynosomatidae
<i>Sceloporus woodi</i>	Phrynosomatidae	56.00	mean Female SVL	21.0	Phrynosomatidae
<i>Uma exsul</i>	Phrynosomatidae	67.90	mean Female SVL	32.0	Phrynosomatidae
<i>Uma notata</i>	Phrynosomatidae	81.23	mean Female SVL	37.5	Phrynosomatidae
<i>Urosaurus bicarinatus</i>	Phrynosomatidae	45.49	mean Female SVL	18.0	Phrynosomatidae
<i>Urosaurus graciosus</i>	Phrynosomatidae	51.64	mean Female SVL	24.0	Phrynosomatidae
<i>Urosaurus ornatus</i>	Phrynosomatidae	47.22	mean Female SVL	17.0	Phrynosomatidae

<i>Uta stansburiana</i>	Phrynosomatidae	47.09	mean Female SVL	18.0	Phrynosomatidae
<i>Anolis acutus</i>	Polychrotidae	43.85	mean Female SVL	20.5	Polychrotidae
<i>Anolis argenteolus</i>	Polychrotidae	47.24	mean Female SVL	20.1	Polychrotidae
<i>Anolis bahorucoensis</i>	Polychrotidae	44.94	midpoint Female SVL	18.5	Polychrotidae
<i>Anolis carolinensis</i>	Polychrotidae	50.18	mean Female SVL	20.0	Polychrotidae
<i>Anolis cupreus</i>	Polychrotidae	41.38	mean Female SVL	18.0	Polychrotidae
<i>Anolis intermedius</i>	Polychrotidae	45.81	mean Female SVL	18.0	Polychrotidae
<i>Anolis limifrons</i>	Polychrotidae	42.19	mean Female SVL	12.0	Polychrotidae
<i>Anolis lineatopus</i>	Polychrotidae	39.60	mean Female SVL	21.1	Polychrotidae
<i>Anolis lionotus</i>	Polychrotidae	66.86	mean species SVL	23.0	Polychrotidae
<i>Anolis lucius</i>	Polychrotidae	51.95	mean Female SVL	25.1	Polychrotidae
<i>Anolis nebulosus</i>	Polychrotidae	39.39	mean Female SVL	18.0	Polychrotidae
<i>Anolis opalinus</i>	Polychrotidae	39.56	mean Female SVL	19.3	Polychrotidae
<i>Anolis polylepis</i>	Polychrotidae	46.03	mean Female SVL	19.0	Polychrotidae
<i>Anolis roquet</i>	Polychrotidae	53.40	mean Female SVL	22.0	Polychrotidae
<i>Anolis sabanus</i>	Polychrotidae	49.66	midpoint Female SVL	23.0	Polychrotidae
<i>Anolis sagrei</i>	Polychrotidae	47.65	mean Female SVL	15.8	Polychrotidae
<i>Anolis tropidolepis</i>	Polychrotidae	51.42	mean Female SVL	20.0	Polychrotidae
<i>Anolis valencienni</i>	Polychrotidae	61.00	mean Female SVL	23.0	Polychrotidae
<i>Polychrus acutirostris</i>	Polychrotidae	122.86	mean Female SVL	34.0	Polychrotidae
<i>Aprasia pulchella</i>	Pygopodidae	111.57	mean Female SVL	46.0	Pygopodidae
<i>Aprasia repens</i>	Pygopodidae	110.35	mean Female SVL	43.0	Pygopodidae
<i>Lialis burtonis</i>	Pygopodidae	200.62	mean Female SVL	67.0	Pygopodidae
<i>Ablepharus kitaibelii</i>	Scincidae	46.19	mean Female SVL	20.0	Legged Scincidae
<i>Acontias kgalagadi</i>	Scincidae	133.45	mean Female SVL	57.0	Limbless Lizards
<i>Afroablepharus wahlbergi</i>	Scincidae	43.92	mean Female SVL	15.0	Legged Scincidae
<i>Asymblepharus sikimmensis</i>	Scincidae	39.61	mean species SVL	19.0	Legged Scincidae
<i>Bassiana duperreyi</i>	Scincidae	66.72	mean Female SVL	23.5	Legged Scincidae
<i>Carlia longipes</i>	Scincidae	59.39	mean Female SVL	21.0	Legged Scincidae
<i>Carlia rhomboidalis</i>	Scincidae	49.89	mean Female SVL	19.0	Legged Scincidae
<i>Carlia rostralis</i>	Scincidae	59.88	mean Female SVL	29.0	Legged Scincidae
<i>Carlia rubrigularis</i>	Scincidae	53.55	mean Female SVL	22.0	Legged Scincidae
<i>Carlia tetradactyla</i>	Scincidae	52.91	mean Female SVL	25.0	Legged Scincidae
<i>Chalcides bedriagai</i>	Scincidae	76.55	mean Female SVL	25.5	Legged Scincidae
<i>Chalcides chalcides</i>	Scincidae	127.28	mean species SVL	40.0	leg reduced
<i>Chalcides ocellatus</i>	Scincidae	132.34	mean Female SVL	40.0	Legged Scincidae
<i>Chalcides sepsoides</i>	Scincidae	99.39	mean species SVL	39.0	leg reduced
<i>Chalcides viridanus</i>	Scincidae	108.27	mean Female SVL	31.9	Legged Scincidae
<i>Ctenotus brooksi</i>	Scincidae	46.39	mean Female SVL	24.0	Legged Scincidae
<i>Ctenotus pantherinus</i>	Scincidae	80.66	mean Female SVL	34.0	Legged Scincidae
<i>Ctenotus taeniolatus</i>	Scincidae	70.32	mean Female SVL	27.0	Legged Scincidae
<i>Cyclodomorphus celatus</i>	Scincidae	101.90	mean Female SVL	38.0	Legged Scincidae
<i>Cyclodomorphus melanops</i>	Scincidae	96.87	mean Female SVL	40.5	Legged Scincidae
<i>Dasia olivacea</i>	Scincidae	120.25	midpoint species SVL	32.0	Legged Scincidae
<i>Egernia cunninghami</i>	Scincidae	222.62	mean species SVL	63.5	Legged Scincidae
<i>Egernia kingii</i>	Scincidae	217.58	mean Female SVL	70.0	Legged Scincidae
<i>Egernia stokesii</i>	Scincidae	182.25	mean Female SVL	75.5	Legged Scincidae
<i>Egernia striolata</i>	Scincidae	108.58	mean Female SVL	47.0	Legged Scincidae
<i>Emoia atrocostata</i>	Scincidae	84.13	mean Female SVL	33.0	Legged Scincidae
<i>Emoia cyanura</i>	Scincidae	47.13	mean Female SVL	21.5	Legged Scincidae
<i>Emoia nigra</i>	Scincidae	104.03	mean Female SVL	35.5	Legged Scincidae
<i>Eremiascincus richardsonii</i>	Scincidae	86.47	mean Female SVL	32.0	Legged Scincidae
<i>Eulamprus brachyosoma</i>	Scincidae	71.35	mean Female SVL	nodata	Legged Scincidae
<i>Eulamprus quoyii</i>	Scincidae	104.37	mean Female SVL	38.6	Legged Scincidae
<i>Eulamprus tympanum</i>	Scincidae	91.03	mean Female SVL	31.0	Legged Scincidae
<i>Eumeces schneideri</i>	Scincidae	146.09	mean Female SVL	58.0	Legged Scincidae
<i>Eutropis carinata</i>	Scincidae	90.49	midpoint Female SVL	30.0	Legged Scincidae
<i>Eutropis longicaudata</i>	Scincidae	109.29	mean Female SVL	45.0	Legged Scincidae
<i>Eutropis multifasciata</i>	Scincidae	99.23	mean Female SVL	38.1	Legged Scincidae

<i>Hemiergis peronii</i>	Scincidae	62.68	mean Female SVL	24.0	leg reduced
<i>Lamprolepis smaragdina</i>	Scincidae	90.52	mean Female SVL	31.0	Legged Scincidae
<i>Lampropholis delicata</i>	Scincidae	40.49	mean Female SVL	14.0	Legged Scincidae
<i>Lampropholis guichenoti</i>	Scincidae	40.87	mean Female SVL	17.0	Legged Scincidae
<i>Lerista borealis</i>	Scincidae	59.70	mean Female SVL	30.0	leg reduced
<i>Lerista bougainvillii</i>	Scincidae	58.66	mean Female SVL	nodata	Legged Scincidae
<i>Lerista punctatovittata</i>	Scincidae	96.04	mean Female SVL	39.0	leg reduced
<i>Lerista xanthura</i>	Scincidae	49.80	mean Female SVL	25.0	leg reduced
<i>Liopholis inornata</i>	Scincidae	72.76	mean Female SVL	32.0	Legged Scincidae
<i>Liopholis kintorei</i>	Scincidae	193.31	mean Female SVL	75.0	Legged Scincidae
<i>Liopholis modesta</i>	Scincidae	102.74	mean Female SVL	39.4	Legged Scincidae
<i>Liopholis striata</i>	Scincidae	87.99	mean Female SVL	41.0	Legged Scincidae
<i>Liopholis whitii</i>	Scincidae	89.35	mean Female SVL	40.0	Legged Scincidae
<i>Lissolepis coventryi</i>	Scincidae	102.74	mean Female SVL	36.5	Legged Scincidae
<i>Lobulia alpina</i>	Scincidae	64.83	mean Female SVL	26.0	Legged Scincidae
<i>Mabuya agilis</i>	Scincidae	68.45	mean Female SVL	32.0	Legged Scincidae
<i>Mabuya bistrata</i>	Scincidae	94.10	mean Female SVL	35.8	Legged Scincidae
<i>Mabuya frenata</i>	Scincidae	74.15	mean Female SVL	26.0	Legged Scincidae
<i>Mabuya heathi</i>	Scincidae	74.37	mean Female SVL	31.0	Legged Scincidae
<i>Mabuya mabouya</i>	Scincidae	83.54	mean Female SVL	34.5	Legged Scincidae
<i>Mabuya nigropunctata</i>	Scincidae	87.65	mean Female SVL	38.0	Legged Scincidae
<i>Mabuya unimarginata</i>	Scincidae	71.61	mean Female SVL	32.0	Legged Scincidae
<i>Menetia greyii</i>	Scincidae	32.02	mean Female SVL	11.0	Legged Scincidae
<i>Morethia boulengeri</i>	Scincidae	47.84	mean Female SVL	18.0	Legged Scincidae
<i>Morethia obscura</i>	Scincidae	49.47	mean Female SVL	18.0	Legged Scincidae
<i>Nannoscincus maccoyi</i>	Scincidae	51.59	mean Female SVL	22.0	Legged Scincidae
<i>Niveoscincus coventryi</i>	Scincidae	43.32	mean Female SVL	17.6	Legged Scincidae
<i>Niveoscincus greeni</i>	Scincidae	65.73	mean Female SVL	31	Legged Scincidae
<i>Niveoscincus metallicus</i>	Scincidae	53.55	mean Female SVL	21.2	Legged Scincidae
<i>Niveoscincus microlepidotus</i>	Scincidae	60.03	mean Female SVL	19.0	Legged Scincidae
<i>Niveoscincus ocellatus</i>	Scincidae	69.76	mean Female SVL	29.0	Legged Scincidae
<i>Oligosoma maccanni</i>	Scincidae	62.33	mean Female SVL	26.1	Legged Scincidae
<i>Oligosoma oliveri</i>	Scincidae	82.54	mean Female SVL	40.4	Legged Scincidae
<i>Oligosoma otagense</i>	Scincidae	116.53	mean Female SVL	38.0	Legged Scincidae
<i>Oligosoma whitakeri</i>	Scincidae	90.35	midpoint Female SVL	48.0	Legged Scincidae
<i>Panaspis nimbaensis</i>	Scincidae	45.79	mean Female SVL	18.0	Legged Scincidae
<i>Plestiodon anthracinus</i>	Scincidae	60.90	mean Female SVL	20.0	Legged Scincidae
<i>Plestiodon copei</i>	Scincidae	68.31	mean Female SVL	24.7	Legged Scincidae
<i>Plestiodon egregius</i>	Scincidae	45.32	mean Female SVL	22.3	leg reduced
<i>Plestiodon fasciatus</i>	Scincidae	69.02	mean Female SVL	21.0	Legged Scincidae
<i>Plestiodon inexpectatus</i>	Scincidae	70.75	mean Female SVL	22.0	Legged Scincidae
<i>Plestiodon laticeps</i>	Scincidae	100.73	mean Female SVL	27.0	Legged Scincidae
<i>Plestiodon lynxe</i>	Scincidae	61.77	mean Female SVL	24.0	Legged Scincidae
<i>Plestiodon multivirgatus</i>	Scincidae	65.50	mean Female SVL	20.0	Legged Scincidae
<i>Plestiodon obsoletus</i>	Scincidae	118.78	mean Female SVL	37.5	Legged Scincidae
<i>Plestiodon okadae</i>	Scincidae	82.28	mean Female SVL	26.5	Legged Scincidae
<i>Plestiodon reynoldsi</i>	Scincidae	56.23	mean Female SVL	24.0	Legged Scincidae
<i>Plestiodon septentrionalis</i>	Scincidae	73.44	mean Female SVL	22.0	Legged Scincidae
<i>Plestiodon skiltonianus</i>	Scincidae	64.72	mean Female SVL	25.0	Legged Scincidae
<i>Plestiodon tetragrammus</i>	Scincidae	63.45	mean species SVL	20.0	Legged Scincidae
<i>Scincella lateralis</i>	Scincidae	45.79	mean Female SVL	19.0	Legged Scincidae
<i>Scincus mitranus</i>	Scincidae	101.44	mean Female SVL	36.0	Legged Scincidae
<i>Scincus scincus</i>	Scincidae	100.12	mean Female SVL	51.0	Legged Scincidae
<i>Sphenomorphus fasciatus</i>	Scincidae	97.95	mean Female SVL	25.9	Legged Scincidae
<i>Sphenomorphus indicus</i>	Scincidae	80.24	mean Female SVL	26.5	Legged Scincidae
<i>Sphenomorphus maculatus</i>	Scincidae	57.08	mean Female SVL	28.0	Legged Scincidae
<i>Sphenomorphus taiwanensis</i>	Scincidae	53.86	mean Female SVL	24.8	Legged Scincidae
<i>Tiliqua nigrolutea</i>	Scincidae	290.66	midpoint Female SVL	114.0	Legged Scincidae
<i>Tiliqua occipitalis</i>	Scincidae	275.66	mean Female SVL	85.0	Legged Scincidae

<i>Tiliqua rugosa</i>	Scincidae	263.09	mean Female SVL	124.0	Legged Scincidae
<i>Tiliqua scincoides</i>	Scincidae	309.71	mean species SVL	74.3	Legged Scincidae
<i>Trachylepis affinis</i>	Scincidae	64.57	mean Female SVL	23.7	Legged Scincidae
<i>Trachylepis aurata</i>	Scincidae	75.80	midpoint Female SVL	30.0	Legged Scincidae
<i>Trachylepis buettneri</i>	Scincidae	71.25	mean Female SVL	22.0	Legged Scincidae
<i>Trachylepis maculilabris</i>	Scincidae	73.50	mean Female SVL	24.0	Legged Scincidae
<i>Trachylepis quinquetaeniata</i>	Scincidae	81.70	mean Female SVL	31.8	Legged Scincidae
<i>Trachylepis sparsa</i>	Scincidae	80.14	mean Female SVL	28.0	Legged Scincidae
<i>Trachylepis spilogaster</i>	Scincidae	75.45	mean Female SVL	25.5	Legged Scincidae
<i>Trachylepis striata</i>	Scincidae	75.20	mean Female SVL	26.0	Legged Scincidae
<i>Trachylepis vittata</i>	Scincidae	65.66	mean Female SVL	23.0	Legged Scincidae
<i>Typhlosaurus garipeensis</i>	Scincidae	123.58	mean Female SVL	58.0	Limbless Lizards
<i>Ameiva ameiva</i>	Teiidae	122.73	mean Female SVL	39.0	Teiidae
<i>Ameiva exsul</i>	Teiidae	96.18	mean Female SVL	36.0	Teiidae
<i>Ameiva festiva</i>	Teiidae	89.37	mean Female SVL	37.0	Teiidae
<i>Ameiva fuscata</i>	Teiidae	135.21	midpoint Female SVL	51.0	Teiidae
<i>Ameiva quadrilineata</i>	Teiidae	70.35	mean Female SVL	30.0	Teiidae
<i>Aspidoscelis burti</i>	Teiidae	104.13	mean Female SVL	33.0	Teiidae
<i>Aspidoscelis cozumelae</i>	Teiidae	63.62	mean Female SVL	28.2	Teiidae
<i>Aspidoscelis deppei</i>	Teiidae	68.27	mean Female SVL	30.0	Teiidae
<i>Aspidoscelis dixoni</i>	Teiidae	85.95	mean Female SVL	34	Teiidae
<i>Aspidoscelis exsanguis</i>	Teiidae	82.09	mean Female SVL	31.0	Teiidae
<i>Aspidoscelis gularis</i>	Teiidae	76.15	mean Female SVL	32.5	Teiidae
<i>Aspidoscelis guttatus</i>	Teiidae	94.62	mean Female SVL	35.0	Teiidae
<i>Aspidoscelis hyperythrus</i>	Teiidae	58.98	mean Female SVL	28.5	Teiidae
<i>Aspidoscelis inornata</i>	Teiidae	56.07	mean Female SVL	31	Teiidae
<i>Aspidoscelis laredoensis</i>	Teiidae	69.68	mean Female SVL	32.0	Teiidae
<i>Aspidoscelis lineattissimus</i>	Teiidae	83.25	mean Female SVL	31.0	Teiidae
<i>Aspidoscelis marmoratus</i>	Teiidae	78.50	midpoint Female SVL	35.0	Teiidae
<i>Aspidoscelis neomexicanus</i>	Teiidae	68.77	mean Female SVL	30.5	Teiidae
<i>Aspidoscelis scalaris</i>	Teiidae	80.27	mean Female SVL	32.5	Teiidae
<i>Aspidoscelis sexlineata</i>	Teiidae	68.35	mean Female SVL	28.0	Teiidae
<i>Aspidoscelis sonora</i>	Teiidae	82.72	mean Female SVL	22.0	Teiidae
<i>Aspidoscelis tessellatus</i>	Teiidae	75.76	mean Female SVL	40.0	Teiidae
<i>Aspidoscelis tigris</i>	Teiidae	83.15	mean Female SVL	30.5	Teiidae
<i>Aspidoscelis uniparens</i>	Teiidae	64.37	mean Female SVL	28.5	Teiidae
<i>Aspidoscelis velox</i>	Teiidae	75.28	mean Female SVL	35	Teiidae
<i>Cnemidophorus cryptus</i>	Teiidae	66.43	mean Female SVL	31.0	Teiidae
<i>Cnemidophorus lacertoides</i>	Teiidae	68.42	mean Female SVL	26.5	Teiidae
<i>Cnemidophorus lemniscatus</i>	Teiidae	60.29	mean Female SVL	26.0	Teiidae
<i>Cnemidophorus ocellifer</i>	Teiidae	65.33	mean Female SVL	27.0	Teiidae
<i>Cnemidophorus vacariensis</i>	Teiidae	55.45	midpoint Female SVL	29.2	Teiidae
<i>Kentropyx calcarata</i>	Teiidae	93.09	mean Female SVL	31.9	Teiidae
<i>Kentropyx pelviceps</i>	Teiidae	104.53	mean Female SVL	35.0	Teiidae
<i>Kentropyx striata</i>	Teiidae	82.85	mean Female SVL	27.0	Teiidae
<i>Teius oculatus</i>	Teiidae	96.22	midpoint Female SVL	35.0	Teiidae
<i>Teius teyou</i>	Teiidae	102.32	mean Female SVL	38.9	Teiidae
<i>Tupinambis teguixin</i>	Teiidae	339.90	mean Female SVL	80.0	Teiidae
<i>Trogonophis wiegmanni</i>	Trogonophiidae	141.15	mean Female SVL	79.5	Amphisbaenia
<i>Leiocephalus psammodromus</i>	Tropiduridae	84.09	midpoint Female SVL	33.1	Tropiduridae
<i>Plica plica</i>	Tropiduridae	127.88	mean Female SVL	44.0	Tropiduridae
<i>Plica umbra</i>	Tropiduridae	86.48	mean Female SVL	36.0	Tropiduridae
<i>Stenocercus chrysopygus</i>	Tropiduridae	65.39	midpoint Female SVL	25.0	Tropiduridae
<i>Stenocercus dumerilii</i>	Tropiduridae	95.62	midpoint species SVL	33.0	Tropiduridae
<i>Tropidurus etheridgei</i>	Tropiduridae	68.45	mean Female SVL	27.0	Tropiduridae
<i>Tropidurus semitaeniatus</i>	Tropiduridae	72.18	mean Female SVL	19.0	Tropiduridae
<i>Tropidurus spinulosus</i>	Tropiduridae	88.05	mean Female SVL	35.0	Tropiduridae
<i>Tropidurus torquatus</i>	Tropiduridae	84.59	mean Female SVL	26.1	Tropiduridae
<i>Uracentron flaviceps</i>	Tropiduridae	92.35	mean Female SVL	36.0	Tropiduridae

<i>Varanus acanthurus</i>	Varanidae	149.96	mean Female SVL	62.9	Varanidae
<i>Varanus albigularis</i>	Varanidae	522.43	mean Female SVL	114.4	Varanidae
<i>Varanus bengalensis</i>	Varanidae	391.76	mean Female SVL	87.0	Varanidae
<i>Varanus caudolineatus</i>	Varanidae	99.02	mean Female SVL	48.0	Varanidae
<i>Varanus cumingi</i>	Varanidae	523.69	midpoint Female SVL	120.0	Varanidae
<i>Varanus flavescens</i>	Varanidae	335.67	mean Female SVL	64.5	Varanidae
<i>Varanus giganteus</i>	Varanidae	572.53	mean Female SVL	150.2	Varanidae
<i>Varanus gouldii</i>	Varanidae	301.24	mean Female SVL	67.0	Varanidae
<i>Varanus griseus</i>	Varanidae	358.49	mean Female SVL	94.0	Varanidae
<i>Varanus komodoensis</i>	Varanidae	1088.71	mean Female SVL	170.0	Varanidae
<i>Varanus mertensi</i>	Varanidae	369.43	mean Female SVL	64.0	Varanidae
<i>Varanus niloticus</i>	Varanidae	504.03	mean Female SVL	105.0	Varanidae
<i>Varanus olivaceus</i>	Varanidae	509.56	mean Female SVL	160.0	Varanidae
<i>Varanus rudicollis</i>	Varanidae	339.66	mean species SVL	100.0	Varanidae
<i>Varanus salvator</i>	Varanidae	504.12	mean Female SVL	120.0	Varanidae
<i>Varanus scalaris</i>	Varanidae	208.12	mean Female SVL	63.0	Varanidae
<i>Varanus spenceri</i>	Varanidae	418.24	mean Female SVL	124.0	Varanidae
<i>Varanus tristis</i>	Varanidae	233.90	mean Female SVL	68.9	Varanidae
<i>Varanus varius</i>	Varanidae	476.53	mean Female SVL	105.0	Varanidae
<i>Xantusia arizonae</i>	Xantusiidae	57.62	midpoint Female SVL	25.0	Xantusiidae
<i>Xantusia henshawi</i>	Xantusiidae	62.85	mean Female SVL	26.5	Xantusiidae
<i>Xantusia riversiana</i>	Xantusiidae	84.68	mean Female SVL	30.0	Xantusiidae
<i>Xantusia vigilis</i>	Xantusiidae	42.33	mean Female SVL	21.5	Xantusiidae
<i>Xenosaurus grandis</i>	Xenosauridae	110.85	mean Female SVL	42.0	Anguimorpha

<i>species</i>	allometric intercept	allometric slope	productivity g / year	specific productivity	female mass (g)	hatchling mass (g)	Insular?
<i>Acanthocercus atricollis</i>	-4.774	3.073	8.87	0.21	41.49	0.78	no
<i>Agama agama</i>	-4.774	3.073	9.79	0.58	16.83	0.64	no
<i>Agama impalearis</i>	-4.774	3.073	12.52	0.44	28.36	0.45	no
<i>Aphaniotis acutirostris</i>	-4.774	3.073	1.78	0.63	2.85	0.26	yes
<i>Calotes mystaceus</i>	-4.774	3.073	2.05	0.08	27.19	0.29	no
<i>Calotes nemoricola</i>	-4.774	3.073	4.53	0.24	19.20	0.34	no
<i>Calotes nigrilabris</i>	-4.774	3.073	1.65	0.15	11.30	0.58	yes
<i>Calotes versicolor</i>	-4.774	3.073	3.42	0.21	16.28	0.15	no
<i>Chlamydosaurus kingii</i>	-4.774	3.073	26.82	0.10	263.25	1.64	no
<i>Ctenophorus fordi</i>	-4.774	3.073	1.18	0.36	3.27	0.26	no
<i>Ctenophorus isolepis</i>	-4.774	3.073	2.88	0.56	5.18	0.42	no
<i>Ctenophorus maculosus</i>	-4.774	3.073	1.85	0.39	4.70	0.33	no
<i>Ctenophorus nuchalis</i>	-4.774	3.073	5.71	0.36	15.90	0.64	no
<i>Ctenophorus ornatus</i>	-4.774	3.073	4.37	0.35	12.37	0.58	no
<i>Draco volans</i>	-4.774	3.073	0.51	0.04	11.55	0.19	yes
<i>Gonocephalus bellii</i>	-4.774	3.073	6.31	0.17	36.12	0.33	no
<i>Gonocephalus bornensis</i>	-4.774	3.073	14.13	0.45	31.56	1.02	yes
<i>Gonocephalus chamaeleontinus</i>	-4.774	3.073	10.67	0.25	43.48	0.58	yes
<i>Gonocephalus grandis</i>	-4.774	3.073	18.10	0.37	48.38	0.82	no
<i>Japalura kumaonensis</i>	-4.774	3.073	2.04	0.39	5.22	0.13	no
<i>Japalura swinhonis</i>	-4.774	3.073	1.60	0.21	7.49	0.17	yes
<i>Laudakia caucasia</i>	-4.774	3.073	9.90	0.28	35.68	0.94	no
<i>Laudakia stellio</i>	-4.774	3.073	10.94	0.39	27.81	0.71	no
<i>Lophognathus longirostris</i>	-4.774	3.073	3.90	0.26	14.84	0.42	no
<i>Moloch horridus</i>	-4.774	3.073	6.17	0.30	20.40	0.86	no
<i>Phrynocephalus guttatus</i>	-4.774	3.073	1.10	0.44	2.48	0.22	no
<i>Phrynocephalus helioscopus</i>	-4.774	3.073	1.33	0.50	2.65	0.12	no
<i>Phrynocephalus mystaceus</i>	-4.774	3.073	2.47	0.27	9.20	0.58	no
<i>Phrynocephalus theobaldi</i>	-4.774	3.073	0.69	0.24	2.84	0.34	no
<i>Phrynocephalus versicolor</i>	-4.774	3.073	0.90	0.31	2.86	0.22	no
<i>Physignathus cocincinus</i>	-4.774	3.073	25.61	0.26	98.84	2.02	no
<i>Physignathus lesueurii</i>	-4.774	3.073	33.27	0.15	214.72	2.63	no
<i>Pogona barbata</i>	-4.774	3.073	23.29	0.20	115.12	0.58	no
<i>Sitana fusca</i>	-4.774	3.073	1.00	0.40	2.48	0.07	no
<i>Sitana ponticeriana</i>	-4.774	3.073	3.17	1.17	2.70	0.10	no
<i>Sitana sivalensis</i>	-4.774	3.073	0.94	0.47	2.00	0.06	no
<i>Trapelus mutabilis</i>	-4.774	3.073	9.02	0.94	9.57	0.58	no
<i>Trapelus ruderatus</i>	-4.774	3.073	5.46	0.56	9.84	0.42	no
<i>Trapelus sanguinolentus</i>	-4.774	3.073	12.24	0.81	15.20	0.52	no
<i>Uromastyx acanthinura</i>	-4.774	3.073	44.56	0.17	259.08	2.80	no
<i>Uromastyx aegyptia</i>	-4.774	3.073	44.70	0.05	851.73	4.65	no
<i>Uromastyx ornata</i>	-4.774	3.073	28.40	0.31	90.75	3.35	no
<i>Amphisbaena kingii</i>	-8.647	4.007	0.36	0.09	3.86	0.12	no
<i>Anguis fragilis</i>	-4.207	2.3	1.69	0.18	9.31	0.27	no
<i>Barisia herrerae</i>	-1.935	1.575	17.75	0.91	19.58	3.00	no
<i>Barisia imbricata</i>	-1.935	1.575	17.11	0.88	19.47	2.35	no
<i>Elgaria coerulea</i>	-1.935	1.575	13.00	0.86	15.20	2.52	no
<i>Elgaria multicarinata</i>	-1.935	1.575	45.63	2.05	22.23	2.46	no
<i>Gerrhonotus infernalis</i>	-1.935	1.575	51.51	1.43	36.00	2.86	no
<i>Mesaspis gadovii</i>	-1.935	1.575	16.61	1.30	12.73	2.29	no
<i>Mesaspis juarezi</i>	-1.935	1.575	5.54	0.58	9.59	1.85	no
<i>Mesaspis monticola</i>	-1.935	1.575	3.47	0.33	10.57	1.62	no
<i>Ophiodes striatus</i>	-4.207	2.472	1.83	0.06	28.23	0.35	no
<i>Ophisaurus attenuatus</i>	-4.207	2.3	6.30	0.34	18.65	0.65	no
<i>Ophisaurus compressus</i>	-4.207	2.3	2.55	0.32	7.96	0.30	no

<i>Ophisaurus gracilis</i>	-4.207	2.3	1.98	0.18	11.18	0.37	no
<i>Ophisaurus ventralis</i>	-4.207	2.3	3.82	0.25	15.23	0.41	no
<i>Pseudopus apodus</i>	-4.207	2.472	33.65	0.21	160.09	4.21	no
<i>Anniella pulchra</i>	-4.207	2.3	0.45	0.11	3.98	0.39	no
<i>Bipes biporus</i>	-5.858	2.943	0.81	0.14	5.74	0.78	no
<i>Bipes canaliculatus</i>	-5.858	2.943	1.21	0.14	8.65	0.86	no
<i>Bipes tridactylus</i>	-5.858	2.943	0.52	0.24	2.21	0.24	no
<i>Blanus mettetali</i>	-5.858	2.943	0.34	0.11	3.25	0.68	no
<i>Bradydion pumilum</i>	-3.997	2.68	12.36	1.03	11.98	0.35	no
<i>Bradydion ventrale</i>	-3.997	2.68	6.31	0.39	16.13	0.48	no
<i>Chamaeleo calypttratus</i>	-3.997	2.68	44.00	0.40	110.43	0.56	no
<i>Chamaeleo chamaeleon</i>	-3.997	2.68	17.77	0.48	36.68	0.59	no
<i>Chamaeleo dilepis</i>	-3.997	2.68	39.04	1.24	31.42	1.04	no
<i>Chamaeleo namaquensis</i>	-3.997	2.68	24.14	0.62	39.23	0.75	no
<i>Furcifer labordi</i>	-3.997	2.68	3.03	0.31	9.86	0.31	yes
<i>Rhampholeon marshalli</i>	-3.997	2.68	4.14	0.45	9.21	0.31	no
<i>Trioceros ellioti</i>	-3.997	2.68	11.23	0.61	18.36	0.62	no
<i>Trioceros hoehnelii</i>	-3.997	2.68	11.61	0.87	13.32	0.50	no
<i>Trioceros jacksonii</i>	-3.997	2.68	17.24	0.62	27.63	0.56	no
<i>Trioceros quadricornis</i>	-3.997	2.68	66.31	2.34	28.33	2.26	no
<i>Cordylus capensis</i>	-5.747	3.589	3.00	0.12	24.60	1.50	no
<i>Cordylus giganteus</i>	-5.747	3.589	12.83	0.05	274.46	9.50	no
<i>Cordylus melanotus</i>	-5.747	3.589	3.79	0.12	30.43	1.10	no
<i>Basiliscus basiliscus</i>	-5.033	3.243	80.90	0.59	137.69	1.40	no
<i>Basiliscus vittatus</i>	-5.033	3.243	9.95	0.19	51.74	0.86	no
<i>Crotaphytus collaris</i>	-5.033	3.243	8.24	0.38	21.95	0.86	no
<i>Crotaphytus grismeri</i>	-5.033	3.243	12.72	0.79	16.08	3.00	no
<i>Crotaphytus reticulatus</i>	-5.033	3.243	16.82	0.37	45.79	0.86	no
<i>Gambelia sila</i>	-5.033	3.243	15.70	0.57	27.71	2.54	no
<i>Gambelia wislizenii</i>	-5.033	3.243	5.76	0.14	40.38	1.23	no
<i>Aeluroscalabotes felinus</i>	-4.495	2.9	6.98	0.29	24.26	1.75	yes
<i>Alsophylax laevis</i>	-4.495	2.9	0.38	0.46	0.82	0.13	no
<i>Alsophylax loricatus</i>	-4.495	2.9	0.16	0.32	0.52	0.08	no
<i>Alsophylax pipiens</i>	-4.495	2.9	0.24	0.27	0.88	0.12	no
<i>Alsophylax szczerbaki</i>	-4.495	2.9	0.20	0.40	0.49	0.10	no
<i>Aristelliger georgeensis</i>	-4.495	2.9	0.42	0.02	17.65	0.42	no
<i>Aristelliger praesignis</i>	-4.495	2.9	0.91	0.12	7.71	0.45	yes
<i>Chondrodactylus angulifer</i>	-4.495	2.9	6.23	0.58	10.72	1.22	no
<i>Christinus marmoratus</i>	-4.495	2.9	0.40	0.13	3.11	0.16	no
<i>Cnemaspis kandiana</i>	-4.495	2.9	1.02	1.18	0.86	0.06	yes
<i>Coleonyx brevis</i>	-4.495	2.9	1.39	0.41	3.38	0.28	no
<i>Coleonyx elegans</i>	-4.495	2.9	5.46	0.40	13.59	1.22	no
<i>Coleonyx reticulatus</i>	-4.495	2.9	5.66	0.40	14.27	1.42	no
<i>Coleonyx variegatus</i>	-4.495	2.9	1.22	0.26	4.77	0.25	no
<i>Crenadactylus ocellatus</i>	-4.495	2.9	0.33	0.44	0.76	0.08	no
<i>Crossobamon eversmanni</i>	-4.495	2.9	0.76	0.34	2.23	0.22	no
<i>Cyrtodactylus peguensis</i>	-4.495	2.9	3.49	0.43	8.05	0.50	no
<i>Cyrtopodion caspium</i>	-4.495	2.9	0.54	0.14	3.81	0.19	no
<i>Cyrtopodion fedtschenkoi</i>	-4.495	2.9	0.89	0.20	4.54	0.25	no
<i>Diplodactylus tessellatus</i>	-4.495	2.9	1.45	0.41	3.51	0.36	no
<i>Eublepharis macularius</i>	-4.495	2.9	15.84	0.45	34.96	1.87	no
<i>Eublepharis turcmenicus</i>	-4.495	2.9	25.90	0.61	42.77	7.48	no
<i>Geckonia chazaliae</i>	-4.495	2.9	1.20	0.23	5.24	0.19	no
<i>Gehyra variegata</i>	-4.495	2.9	0.44	0.16	2.73	0.22	no
<i>Gekko gekko</i>	-4.495	2.9	8.71	0.19	45.06	2.18	no
<i>Gekko hokouensis</i>	-4.495	2.9	1.91	0.24	7.94	0.68	no
<i>Gonatodes albogularis</i>	-4.495	2.9	2.43	1.59	1.53	0.14	no
<i>Goniurosaurus araneus</i>	-4.495	2.9	10.56	0.38	27.68	1.87	no
<i>Gymnodactylus geckoides</i>	-4.495	2.9	0.55	0.30	1.82	0.19	no

<i>Hemidactylus bowringii</i>	-4.495	2.9	0.39	0.17	2.37	0.15	no
<i>Hemidactylus brookii</i>	-4.495	2.9	1.18	0.42	2.81	0.30	no
<i>Hemidactylus flaviviridis</i>	-4.495	2.9	1.25	0.23	5.57	0.36	no
<i>Hemidactylus frenatus</i>	-4.495	2.9	4.21	1.28	3.29	0.15	no
<i>Hemidactylus mabouia</i>	-4.495	2.9	1.41	0.37	3.81	0.20	no
<i>Hemidactylus maculatus</i>	-4.495	2.9	2.70	0.12	23.25	0.68	no
<i>Hemidactylus turcicus</i>	-4.495	2.9	1.58	0.70	2.26	0.25	no
<i>Heteronotia binoei</i>	-4.495	2.9	0.48	0.19	2.56	0.14	no
<i>Homonota darwinii</i>	-4.495	2.9	0.16	0.12	1.32	0.23	no
<i>Homonota fasciata</i>	-4.495	2.9	1.07	0.40	2.65	0.44	no
<i>Hoplodactylus maculatus</i>	-4.495	2.9	0.26	0.05	5.56	0.28	yes
<i>Lepidodactylus lugubris</i>	-4.495	2.9	0.40	0.27	1.52	0.07	no
<i>Lucasium damaeum</i>	-4.495	2.9	1.00	0.30	3.35	0.25	no
<i>Lygodactylus klugei</i>	-4.495	2.9	0.19	0.32	0.59	0.07	no
<i>Mediodactylus kotschy</i>	-4.495	2.9	0.56	0.36	1.55	0.12	no
<i>Mediodactylus russowii</i>	-4.495	2.9	0.22	0.13	1.69	0.11	no
<i>Naultinus gemmeus</i>	-4.495	2.9	1.56	0.24	6.63	0.81	yes
<i>Naultinus manukanus</i>	-4.495	2.9	1.71	0.20	8.43	0.90	yes
<i>Oedura castelnaui</i>	-4.495	2.9	2.44	0.13	19.19	1.22	no
<i>Oedura lesueurii</i>	-4.495	2.9	1.42	0.25	5.72	0.50	no
<i>Oedura monilis</i>	-4.495	2.9	1.74	0.16	10.93	0.61	no
<i>Oedura reticulata</i>	-4.495	2.9	0.83	0.14	5.82	0.41	no
<i>Oedura tryoni</i>	-4.495	2.9	3.84	0.35	11.01	0.96	no
<i>Phelsuma dubia</i>	-4.495	2.9	4.15	1.24	3.35	0.22	no
<i>Phyllodactylus lanei</i>	-4.495	2.9	1.50	0.26	5.73	0.25	no
<i>Phyllopezus pollicaris</i>	-4.495	2.9	1.58	0.17	9.31	0.56	no
<i>Phyllurus platurus</i>	-4.495	2.9	1.79	0.13	13.76	0.63	no
<i>Pristurus rupestris</i>	-4.495	2.9	0.14	0.28	0.51	0.10	no
<i>Ptenopus garrulus</i>	-4.495	2.9	0.40	0.19	2.17	0.28	no
<i>Ptyodactylus guttatus</i>	-4.495	2.9	2.90	0.43	6.75	0.36	no
<i>Ptyodactylus oudrii</i>	-4.495	2.9	4.27	1.55	2.76	0.50	no
<i>Ptyodactylus ragazzii</i>	-4.495	2.9	4.27	0.36	11.86	0.50	no
<i>Quedenfeldtia trachyblepharus</i>	-4.495	2.9	0.15	0.10	1.45	0.06	no
<i>Rhacodactylus auriculatus</i>	-4.495	2.9	12.66	0.36	35.58	1.42	yes
<i>Saltuarius cornutus</i>	-4.495	2.9	5.61	0.08	70.46	2.80	no
<i>Sphaerodactylus cinereus</i>	-4.495	2.9	0.60	0.81	0.74	0.10	yes
<i>Sphaerodactylus elegans</i>	-4.495	2.9	0.88	1.73	0.51	0.10	yes
<i>Sphaerodactylus pimienta</i>	-4.495	2.9	0.52	0.64	0.81	0.14	yes
<i>Sphaerodactylus roosevelti</i>	-4.495	2.9	0.88	0.91	0.97	0.18	yes
<i>Sphaerodactylus savagei</i>	-4.495	2.9	0.47	0.61	0.77	0.07	yes
<i>Stenodactylus doriae</i>	-4.495	2.9	5.57	0.99	5.61	0.56	no
<i>Strophurus ciliaris</i>	-4.495	2.9	6.05	0.72	8.38	0.54	no
<i>Strophurus elderi</i>	-4.495	2.9	0.28	0.15	1.85	0.07	no
<i>Strophurus intermedius</i>	-4.495	2.9	1.77	0.28	6.37	0.44	no
<i>Tarentola angustimentalis</i>	-4.495	2.9	1.37	0.26	5.29	0.19	yes
<i>Tarentola annularis</i>	-4.495	2.9	4.58	0.22	20.61	0.81	no
<i>Tarentola boettgeri</i>	-4.495	2.9	2.29	0.50	4.57	0.36	yes
<i>Tarentola deserti</i>	-4.495	2.9	11.95	1.04	11.49	1.22	no
<i>Tarentola mauritanica</i>	-4.495	2.9	2.08	0.36	5.78	0.19	no
<i>Teratoscincus scincus</i>	-4.495	2.9	3.32	0.33	10.07	1.17	no
<i>Gerrhosaurus skoogi</i>	-4.783	3.085	10.08	0.13	78.38	5.04	no
<i>Cercosaura schreibersii</i>	-5.178	3.302	0.10	0.09	1.15	0.04	no
<i>Gymnophthalmus speciosus</i>	-5.178	3.302	0.29	0.19	1.49	0.06	no
<i>Leposoma rugiceps</i>	-5.178	3.302	0.19	0.14	1.32	0.06	no
<i>Potamites ecleopus</i>	-5.178	3.302	0.62	0.13	4.77	0.15	no
<i>Heloderma horridum</i>	-5.058	3.145	210.17	0.21	1021.21	26.48	no
<i>Heloderma suspectum</i>	-5.058	3.145	242.33	0.44	555.52	45.39	no
<i>Amblyrhynchus cristatus</i>	-4.298	2.972	94.15	0.06	1454.86	59.55	yes
<i>Brachylophus fasciatus</i>	-4.298	2.972	99.50	0.56	178.35	18.09	yes

<i>Conolophus pallidus</i>	-4.298	2.972	442.59	0.27	1644.10	44.26	yes
<i>Conolophus subcristatus</i>	-4.298	2.972	579.91	0.24	2456.61	42.96	yes
<i>Ctenosaura pectinata</i>	-4.298	2.972	360.99	0.37	974.60	8.15	no
<i>Ctenosaura similis</i>	-4.298	2.972	195.85	0.16	1261.51	6.34	no
<i>Cyclura carinata</i>	-4.298	2.972	97.32	0.18	541.87	22.63	yes
<i>Cyclura cornuta</i>	-4.298	2.972	641.63	0.14	4556.23	47.35	yes
<i>Cyclura cychlura</i>	-4.298	2.972	204.43	0.07	3129.26	30.78	yes
<i>Cyclura nubila</i>	-4.298	2.972	308.67	0.19	1597.82	47.63	yes
<i>Cyclura pinguis</i>	-4.298	2.972	500.08	0.12	4204.78	41.05	yes
<i>Dipsosaurus dorsalis</i>	-4.298	2.972	23.94	0.35	69.16	3.86	no
<i>Iguana iguana</i>	-4.298	2.972	545.12	0.38	1433.54	20.75	no
<i>Sauromalus ater</i>	-4.298	2.972	41.12	0.22	187.71	6.52	yes
<i>Sauromalus hispidus</i>	-4.298	2.972	337.33	0.38	886.40	15.33	yes
<i>Sauromalus obesus</i>	-4.298	2.972	33.13	0.14	230.39	7.09	no
<i>Sauromalus varius</i>	-4.298	2.972	440.45	0.42	1044.70	18.82	no
<i>Acanthodactylus erythrurus</i>	-4.543	2.951	3.29	0.39	8.49	0.59	no
<i>Acanthodactylus pardalis</i>	-4.543	2.951	3.20	0.57	5.58	0.53	no
<i>Acanthodactylus scutellatus</i>	-4.543	2.951	2.53	0.69	3.65	0.38	no
<i>Acanthodactylus spinicauda</i>	-4.543	2.951	6.94	2.02	3.44	0.87	no
<i>Algyroides marchi</i>	-4.543	2.951	0.84	0.39	2.17	0.20	no
<i>Algyroides moreoticus</i>	-4.543	2.951	2.44	1.09	2.23	0.20	no
<i>Algyroides nigropunctatus</i>	-4.543	2.951	0.97	0.26	3.79	0.20	no
<i>Atlantolacerta andreanskyi</i>	-4.543	2.951	1.60	0.53	3.01	0.27	no
<i>Dalmatolacerta oxycephala</i>	-4.543	2.951	1.35	0.31	4.32	0.20	no
<i>Darevskia chlorogaster</i>	-4.543	2.951	1.95	0.38	5.11	0.36	no
<i>Darevskia derjugini</i>	-4.543	2.951	1.18	0.27	4.44	0.17	no
<i>Darevskia parvula</i>	-4.543	2.951	0.65	0.20	3.23	0.23	no
<i>Darevskia portschinskii</i>	-4.543	2.951	1.21	0.35	3.48	0.38	no
<i>Darevskia praticola</i>	-4.543	2.951	2.12	0.52	4.04	0.26	no
<i>Darevskia raddei</i>	-4.543	2.951	1.36	0.29	4.71	0.34	no
<i>Darevskia rostombekovi</i>	-4.543	2.951	0.79	0.24	3.34	0.28	no
<i>Darevskia rudis</i>	-4.543	2.951	1.53	0.19	7.93	0.38	no
<i>Darevskia saxicola</i>	-4.543	2.951	2.15	0.46	4.65	0.27	no
<i>Darevskia unisexualis</i>	-4.543	2.951	2.70	0.54	5.00	0.38	no
<i>Darevskia valentini</i>	-4.543	2.951	1.96	0.25	7.80	0.40	no
<i>Dinarolacerta mosorensis</i>	-4.543	2.951	1.89	0.29	6.41	0.40	no
<i>Eremias arguta</i>	-4.543	2.951	1.87	0.20	9.16	0.38	no
<i>Eremias grammica</i>	-4.543	2.951	1.40	0.28	5.03	0.41	no
<i>Eremias intermedia</i>	-4.543	2.951	1.92	0.55	3.49	0.48	no
<i>Eremias lineolata</i>	-4.543	2.951	0.66	0.36	1.84	0.38	no
<i>Eremias nigrocellata</i>	-4.543	2.951	6.44	0.89	7.24	0.48	no
<i>Eremias nikolskii</i>	-4.543	2.951	1.21	0.18	6.70	0.38	no
<i>Eremias persica</i>	-4.543	2.951	3.17	0.20	15.59	0.79	no
<i>Eremias pleskei</i>	-4.543	2.951	2.07	0.52	3.96	0.30	no
<i>Eremias regeli</i>	-4.543	2.951	1.72	0.32	5.42	0.43	no
<i>Eremias strauchi</i>	-4.543	2.951	3.46	0.51	6.73	0.53	no
<i>Eremias velox</i>	-4.543	2.951	4.20	0.50	8.40	0.43	no
<i>Gallotia atlantica</i>	-4.543	2.951	1.61	0.27	5.93	0.31	yes
<i>Gallotia bravoana</i>	-4.543	2.951	4.29	0.11	39.18	0.88	yes
<i>Gallotia caesaris</i>	-4.543	2.951	3.80	0.40	9.59	0.62	yes
<i>Gallotia galloti</i>	-4.543	2.951	3.30	0.20	16.48	0.65	yes
<i>Gallotia simonyi</i>	-4.543	2.951	28.75	0.30	96.89	2.03	yes
<i>Gallotia stehlini</i>	-4.543	2.951	14.99	0.10	149.30	1.53	yes
<i>Heliobolus lugubris</i>	-4.543	2.951	0.74	0.16	4.65	0.14	no
<i>Hellenolacerta graeca</i>	-4.543	2.951	1.95	0.30	6.45	0.56	no
<i>Iberolacerta aranica</i>	-4.543	2.951	0.78	0.17	4.56	0.27	no
<i>Iberolacerta aurelioi</i>	-4.543	2.951	1.13	0.27	4.11	0.45	no
<i>Iberolacerta bonnali</i>	-4.543	2.951	0.60	0.14	4.29	0.20	no
<i>Iberolacerta cyreni</i>	-4.543	2.951	1.55	0.15	10.16	0.26	no

<i>Iberolacerta horvathi</i>	-4.543	2.951	1.25	0.24	5.18	0.34	no
<i>Iberolacerta monticola</i>	-4.543	2.951	2.83	0.40	7.13	0.26	no
<i>Ichnotropis squamulosa</i>	-4.543	2.951	3.35	0.80	4.20	0.59	no
<i>Lacerta agilis</i>	-4.543	2.951	2.08	0.18	11.44	0.20	no
<i>Lacerta schreiberi</i>	-4.543	2.951	9.07	0.30	30.48	0.38	no
<i>Lacerta strigata</i>	-4.543	2.951	7.63	0.38	19.93	0.65	no
<i>Lacerta trilineata</i>	-4.543	2.951	12.71	0.36	35.12	0.95	no
<i>Lacerta viridis</i>	-4.543	2.951	5.08	0.20	25.95	0.48	no
<i>Meroles anchietae</i>	-4.543	2.951	1.12	0.53	2.11	0.43	no
<i>Meroles cuneirostris</i>	-4.543	2.951	1.76	0.61	2.90	0.43	no
<i>Meroles suborbitalis</i>	-4.543	2.951	2.63	0.65	4.04	0.45	no
<i>Mesalina guttulata</i>	-4.543	2.951	2.01	0.85	2.37	0.23	no
<i>Mesalina olivieri</i>	-4.543	2.951	0.97	0.57	1.69	0.20	no
<i>Mesalina pasteuri</i>	-4.543	2.951	1.37	0.66	2.09	0.23	no
<i>Mesalina rubropunctata</i>	-4.543	2.951	4.29	1.51	2.83	0.34	no
<i>Nucras lalandii</i>	-4.543	2.951	1.38	0.09	16.26	0.20	no
<i>Nucras taeniolata</i>	-4.543	2.951	3.75	0.49	7.73	0.79	no
<i>Nucras tessellata</i>	-4.543	2.951	3.09	0.37	8.32	0.79	no
<i>Ophisops elegans</i>	-4.543	2.951	2.14	0.80	2.66	0.19	no
<i>Parvilacerta parva</i>	-4.543	2.951	1.31	0.35	3.76	0.34	no
<i>Pedioplanis burchelli</i>	-4.543	2.951	1.91	0.49	3.89	0.30	no
<i>Pedioplanis namaquensis</i>	-4.543	2.951	1.24	0.42	2.97	0.23	no
<i>Phoenicolacerta laevis</i>	-4.543	2.951	5.66	0.96	5.90	0.38	no
<i>Phoenicolacerta troodica</i>	-4.543	2.951	3.97	0.97	4.09	0.41	yes
<i>Podarcis bocagei</i>	-4.543	2.951	1.15	0.32	3.62	0.20	no
<i>Podarcis carbonelli</i>	-4.543	2.951	0.82	0.25	3.28	0.23	no
<i>Podarcis erhardii</i>	-4.543	2.951	2.64	0.46	5.72	0.52	no
<i>Podarcis filfolensis</i>	-4.543	2.951	1.06	0.16	6.61	0.37	yes
<i>Podarcis gaigeae</i>	-4.543	2.951	3.09	0.50	6.21	0.52	yes
<i>Podarcis hispanicus</i>	-4.543	2.951	1.54	0.42	3.69	0.20	no
<i>Podarcis lilfordi</i>	-4.543	2.951	3.52	0.68	5.17	0.57	yes
<i>Podarcis liolepis</i>	-4.543	2.951	1.47	0.30	4.94	0.26	no
<i>Podarcis melisellensis</i>	-4.543	2.951	6.37	1.24	5.14	0.38	no
<i>Podarcis milensis</i>	-4.543	2.951	0.83	0.26	3.20	0.34	yes
<i>Podarcis muralis</i>	-4.543	2.951	3.34	0.62	5.41	0.34	no
<i>Podarcis peloponnesiacus</i>	-4.543	2.951	2.68	0.36	7.53	0.55	no
<i>Podarcis pityusensis</i>	-4.543	2.951	1.30	0.28	4.72	0.52	yes
<i>Podarcis siculus</i>	-4.543	2.951	5.32	0.91	5.87	0.30	no
<i>Podarcis tauricus</i>	-4.543	2.951	3.76	0.64	5.84	0.46	no
<i>Podarcis waglerianus</i>	-4.543	2.951	2.15	0.53	4.02	0.44	yes
<i>Psammodromus algirus</i>	-4.543	2.951	3.94	0.49	8.07	0.38	no
<i>Psammodromus blanci</i>	-4.543	2.951	2.15	1.14	1.88	0.17	no
<i>Psammodromus hispanicus</i>	-4.543	2.951	0.78	0.28	2.79	0.17	no
<i>Scelarcis perspicillata</i>	-4.543	2.951	1.20	0.53	2.26	0.30	no
<i>Takydromus amurensis</i>	-4.543	2.951	2.99	0.34	8.70	0.30	no
<i>Takydromus septentrionalis</i>	-4.543	2.951	2.93	0.53	5.52	0.31	no
<i>Takydromus sexlineatus</i>	-4.543	2.951	0.83	0.19	4.28	0.08	no
<i>Takydromus tachydromoides</i>	-4.543	2.951	4.28	1.31	3.27	0.26	yes
<i>Takydromus wolteri</i>	-4.543	2.951	2.81	0.85	3.29	0.26	no
<i>Teira dugesii</i>	-4.543	2.951	3.34	0.60	5.58	0.55	yes
<i>Timon lepidus</i>	-4.543	2.951	22.00	0.28	79.45	1.17	no
<i>Timon pater</i>	-4.543	2.951	27.37	0.42	65.80	1.77	no
<i>Zootoca vivipara</i>	-4.543	2.951	0.49	0.10	4.77	0.08	no
<i>Liolaemus andinus</i>	-4.216	2.846	4.63	0.23	20.07	0.80	no
<i>Liolaemus bibronii</i>	-4.216	2.846	1.97	0.42	4.69	0.72	no
<i>Liolaemus boulengeri</i>	-4.216	2.846	2.22	0.32	6.85	0.57	no
<i>Liolaemus elongatus</i>	-4.216	2.846	1.18	0.09	12.75	0.46	no
<i>Liolaemus huacahuasicus</i>	-4.216	2.846	3.24	0.40	8.11	0.65	no
<i>Liolaemus koslowskyi</i>	-4.216	2.846	2.24	0.38	5.96	0.40	no

<i>Liolaemus lineomaculatus</i>	-4.216	2.846	1.92	0.33	5.90	0.58	no
<i>Liolaemus lutzae</i>	-4.216	2.846	2.92	0.35	8.38	1.07	no
<i>Liolaemus pictus</i>	-4.216	2.846	2.01	0.27	7.41	1.17	no
<i>Liolaemus scolaroii</i>	-4.216	2.846	2.37	0.56	4.21	0.79	no
<i>Liolaemus signifer</i>	-4.216	2.846	4.63	0.75	6.22	0.80	no
<i>Liolaemus wiegmannii</i>	-4.216	2.846	1.74	0.43	4.06	0.31	no
<i>Phymaturus patagonicus</i>	-4.216	2.846	1.28	0.04	28.81	1.28	no
<i>Phymaturus punae</i>	-4.216	2.846	2.81	0.12	24.00	3.97	no
<i>Phymaturus zapalensis</i>	-4.216	2.846	1.80	0.08	22.29	3.59	no
<i>Callisaurus draconoides</i>	-3.855	2.677	11.01	0.77	14.31	1.15	no
<i>Cophosaurus texanus</i>	-3.855	2.677	8.17	1.15	7.09	0.65	no
<i>Holbrookia lacerata</i>	-3.855	2.677	5.88	0.76	7.74	0.42	no
<i>Holbrookia maculata</i>	-3.855	2.677	2.51	0.39	6.47	0.27	no
<i>Holbrookia propinqua</i>	-3.855	2.677	9.71	1.72	5.65	0.86	no
<i>Phrynosoma blainvillii</i>	-3.855	2.677	12.57	0.54	23.44	1.15	no
<i>Phrynosoma cornutum</i>	-3.855	2.677	13.05	0.81	16.17	0.37	no
<i>Phrynosoma coronatum</i>	-3.855	2.677	22.84	1.17	19.53	1.37	no
<i>Phrynosoma ditmarsii</i>	-3.855	2.677	4.59	0.34	13.40	0.69	no
<i>Phrynosoma douglassii</i>	-3.855	2.677	7.41	0.54	13.69	0.62	no
<i>Phrynosoma hernandesi</i>	-3.855	2.677	15.33	0.53	28.89	0.86	no
<i>Phrynosoma mcallii</i>	-3.855	2.677	9.60	0.78	12.24	1.26	no
<i>Phrynosoma modestum</i>	-3.855	2.677	5.66	0.73	7.79	0.37	no
<i>Phrynosoma platyrhinos</i>	-3.855	2.677	7.76	0.43	18.16	0.77	no
<i>Phrynosoma solare</i>	-3.855	2.677	19.33	0.76	25.30	1.04	no
<i>Sceloporus aeneus</i>	-3.855	2.677	2.32	0.54	4.30	0.21	no
<i>Sceloporus arenicolus</i>	-3.855	2.677	3.45	0.54	6.36	0.57	no
<i>Sceloporus clarkii</i>	-3.855	2.677	23.26	0.86	26.90	1.31	no
<i>Sceloporus consobrinus</i>	-3.855	2.677	8.09	0.78	10.33	0.55	no
<i>Sceloporus cozumelae</i>	-3.855	2.677	1.57	0.39	4.04	0.62	no
<i>Sceloporus cyanogenys</i>	-3.855	2.677	13.58	0.35	39.00	1.04	no
<i>Sceloporus formosus</i>	-3.855	2.677	7.69	0.61	12.62	1.11	no
<i>Sceloporus gadoviae</i>	-3.855	2.677	3.66	0.61	6.03	0.69	no
<i>Sceloporus graciosus</i>	-3.855	2.677	3.39	0.50	6.80	0.62	no
<i>Sceloporus grammicus</i>	-3.855	2.677	1.45	0.28	5.18	0.32	no
<i>Sceloporus horridus</i>	-3.855	2.677	14.24	0.73	19.46	0.62	no
<i>Sceloporus jarrovii</i>	-3.855	2.677	5.00	0.34	14.57	0.77	no
<i>Sceloporus magister</i>	-3.855	2.677	28.84	1.08	26.82	1.90	no
<i>Sceloporus malachiticus</i>	-3.855	2.677	5.96	0.46	12.95	1.15	no
<i>Sceloporus merriami</i>	-3.855	2.677	3.16	0.69	4.61	0.55	no
<i>Sceloporus mucronatus</i>	-3.855	2.677	3.35	0.17	19.47	0.77	no
<i>Sceloporus occidentalis</i>	-3.855	2.677	15.49	1.08	14.29	0.95	no
<i>Sceloporus olivaceus</i>	-3.855	2.677	15.63	0.61	25.73	0.55	no
<i>Sceloporus omiltemanus</i>	-3.855	2.677	6.89	0.35	19.63	1.11	no
<i>Sceloporus orcutti</i>	-3.855	2.677	16.32	0.64	25.63	1.62	no
<i>Sceloporus poinsettii</i>	-3.855	2.677	15.22	0.49	30.94	1.49	no
<i>Sceloporus scalaris</i>	-3.855	2.677	5.13	0.88	5.80	0.42	no
<i>Sceloporus serrifer</i>	-3.855	2.677	18.25	0.57	32.18	1.21	no
<i>Sceloporus slevini</i>	-3.855	2.677	3.61	0.53	6.87	0.42	no
<i>Sceloporus torquatus</i>	-3.855	2.677	9.04	0.35	26.17	1.15	no
<i>Sceloporus undulatus</i>	-3.855	2.677	9.46	0.99	9.51	0.55	no
<i>Sceloporus utiformis</i>	-3.855	2.677	5.48	0.60	9.18	0.77	no
<i>Sceloporus variabilis</i>	-3.855	2.677	10.83	1.67	6.48	0.59	no
<i>Sceloporus virgatus</i>	-3.855	2.677	5.07	0.76	6.70	0.52	no
<i>Sceloporus woodi</i>	-3.855	2.677	5.64	0.84	6.68	0.48	no
<i>Uma exsul</i>	-3.855	2.677	6.34	0.57	11.19	1.49	no
<i>Uma notata</i>	-3.855	2.677	10.42	0.58	18.08	2.28	no
<i>Urosaurus bicarinatus</i>	-3.855	2.677	2.92	0.76	3.83	0.32	no
<i>Urosaurus graciosus</i>	-3.855	2.677	4.39	0.82	5.38	0.69	no
<i>Urosaurus ornatus</i>	-3.855	2.677	4.39	1.04	4.23	0.27	no

<i>Uta stansburiana</i>	-3.855	2.677	3.12	0.74	4.20	0.32	no
<i>Anolis acutus</i>	-4.583	2.94	1.13	0.64	1.76	0.19	yes
<i>Anolis argenteolus</i>	-4.583	2.94	1.12	0.51	2.19	0.18	yes
<i>Anolis bahorucoensis</i>	-4.583	2.94	0.76	0.40	1.89	0.14	yes
<i>Anolis carolinensis</i>	-4.583	2.94	1.66	0.63	2.61	0.17	no
<i>Anolis cupreus</i>	-4.583	2.94	2.31	1.56	1.48	0.13	no
<i>Anolis intermedius</i>	-4.583	2.94	1.41	0.71	2.00	0.13	no
<i>Anolis limifrons</i>	-4.583	2.94	0.35	0.22	1.57	0.04	no
<i>Anolis lineatopus</i>	-4.583	2.94	3.68	2.83	1.30	0.20	yes
<i>Anolis lionotus</i>	-4.583	2.94	0.53	0.09	6.07	0.26	no
<i>Anolis lucius</i>	-4.583	2.94	1.18	0.41	2.89	0.34	yes
<i>Anolis nebulosus</i>	-4.583	2.94	3.27	2.55	1.28	0.13	no
<i>Anolis opalinus</i>	-4.583	2.94	4.39	3.39	1.30	0.16	yes
<i>Anolis polylepis</i>	-4.583	2.94	4.13	2.04	2.02	0.15	no
<i>Anolis roquet</i>	-4.583	2.94	5.75	1.84	3.13	0.23	no
<i>Anolis sabanus</i>	-4.583	2.94	4.56	1.80	2.53	0.26	yes
<i>Anolis sagrei</i>	-4.583	2.94	1.73	0.77	2.24	0.09	no
<i>Anolis tropidolepis</i>	-4.583	2.94	1.48	0.53	2.80	0.17	no
<i>Anolis valencienni</i>	-4.583	2.94	2.63	0.57	4.63	0.26	yes
<i>Polychrus acutirostris</i>	-4.583	2.94	11.97	0.33	36.30	0.83	no
<i>Aprasia pulchella</i>	-2.039	1.371	3.48	0.59	5.86	1.74	no
<i>Aprasia repens</i>	-2.039	1.371	3.17	0.55	5.78	1.59	no
<i>Lialis burtonis</i>	-2.039	1.371	5.37	0.41	13.11	2.91	no
<i>Ablepharus kitaibelii</i>	-5.125	3.229	0.41	0.23	1.78	0.12	no
<i>Acontias kgalagadi</i>	-4.207	2.3	0.70	0.15	4.80	0.68	no
<i>Afroablepharus wahlbergi</i>	-5.125	3.229	0.42	0.28	1.51	0.05	no
<i>Asymblepharus sikimmensis</i>	-5.125	3.229	0.40	0.37	1.08	0.10	no
<i>Bassiana duperreyi</i>	-5.125	3.229	1.06	0.18	5.83	0.20	no
<i>Carlia longipes</i>	-5.125	3.229	0.56	0.14	4.00	0.14	no
<i>Carlia rhomboidalis</i>	-5.125	3.229	0.49	0.22	2.28	0.10	no
<i>Carlia rostralis</i>	-5.125	3.229	2.74	0.67	4.11	0.40	no
<i>Carlia rubrigularis</i>	-5.125	3.229	0.32	0.11	2.87	0.16	no
<i>Carlia tetradactyla</i>	-5.125	3.229	0.98	0.36	2.76	0.24	no
<i>Chalcides bedriagai</i>	-5.125	3.229	0.63	0.07	9.08	0.26	no
<i>Chalcides chalcides</i>	-4.207	2.472	3.97	0.40	9.91	0.57	no
<i>Chalcides ocellatus</i>	-5.125	3.229	9.99	0.19	53.20	1.12	no
<i>Chalcides sepsoides</i>	-4.207	2.472	2.38	0.44	5.38	0.53	no
<i>Chalcides viridanus</i>	-5.125	3.229	1.42	0.05	27.82	0.54	yes
<i>Ctenotus brooksi</i>	-5.125	3.229	1.01	0.56	1.80	0.21	no
<i>Ctenotus pantherinus</i>	-5.125	3.229	6.44	0.60	10.75	0.66	no
<i>Ctenotus taeniolatus</i>	-5.125	3.229	1.30	0.19	6.91	0.31	no
<i>Cyclodomorphus celatus</i>	-5.125	3.229	3.60	0.16	22.88	0.95	no
<i>Cyclodomorphus melanops</i>	-5.125	3.229	2.85	0.15	19.43	1.16	no
<i>Dasia olivacea</i>	-5.125	3.229	4.61	0.12	39.05	0.54	no
<i>Egernia cunninghami</i>	-5.125	3.229	20.72	0.07	285.28	4.97	no
<i>Egernia kingii</i>	-5.125	3.229	33.34	0.13	264.97	6.80	no
<i>Egernia stokesii</i>	-5.125	3.229	42.36	0.28	149.52	8.69	no
<i>Egernia striolata</i>	-5.125	3.229	7.08	0.25	28.08	1.88	no
<i>Emoia atrocostata</i>	-5.125	3.229	3.51	0.28	12.32	0.60	no
<i>Emoia cyanura</i>	-5.125	3.229	0.60	0.31	1.90	0.15	yes
<i>Emoia nigra</i>	-5.125	3.229	3.94	0.16	24.46	0.76	yes
<i>Eremiascincus richardsonii</i>	-5.125	3.229	5.16	0.38	13.46	0.54	no
<i>Eulamprus brachyosoma</i>	-5.125	3.229	2.25	0.31	7.24	0.58	no
<i>Eulamprus quoyii</i>	-5.125	3.229	5.15	0.21	24.71	1.00	no
<i>Eulamprus tympanum</i>	-5.125	3.229	1.12	0.07	15.90	0.49	no
<i>Eumeces schneideri</i>	-5.125	3.229	23.45	0.32	73.21	3.71	no
<i>Eutropis carinata</i>	-5.125	3.229	3.95	0.25	15.59	0.44	no
<i>Eutropis longicaudata</i>	-5.125	3.229	15.83	0.55	28.68	1.63	no
<i>Eutropis multifasciata</i>	-5.125	3.229	9.43	0.45	21.00	0.95	no

<i>Hemiergis peronii</i>	-4.207	2.472	0.42	0.24	1.72	0.16	no
<i>Lamprolepis smaragdina</i>	-5.125	3.229	1.03	0.07	15.61	0.49	yes
<i>Lampropholis delicata</i>	-5.125	3.229	0.12	0.10	1.16	0.04	no
<i>Lampropholis guichenoti</i>	-5.125	3.229	0.26	0.22	1.20	0.07	no
<i>Lerista borealis</i>	-4.207	2.472	0.83	0.55	1.52	0.28	no
<i>Lerista bougainvillii</i>	-5.125	3.229	0.68	0.18	3.85	0.25	no
<i>Lerista punctatovittata</i>	-4.207	2.472	1.67	0.34	4.94	0.53	no
<i>Lerista xanthura</i>	-4.207	2.472	0.33	0.34	0.97	0.18	no
<i>Liopholis inornata</i>	-5.125	3.229	2.66	0.35	7.71	0.54	no
<i>Liopholis kintorei</i>	-5.125	3.229	51.02	0.28	180.83	8.50	no
<i>Liopholis modesta</i>	-5.125	3.229	2.87	0.12	23.49	1.06	no
<i>Liopholis striata</i>	-5.125	3.229	3.21	0.23	14.24	1.21	no
<i>Liopholis whitii</i>	-5.125	3.229	3.17	0.21	14.97	1.12	no
<i>Lissolepis coventryi</i>	-5.125	3.229	2.28	0.10	23.49	0.83	no
<i>Lobulia alpina</i>	-5.125	3.229	0.72	0.14	5.31	0.28	yes
<i>Mabuya agilis</i>	-5.125	3.229	2.34	0.37	6.33	0.54	no
<i>Mabuya bistrriata</i>	-5.125	3.229	3.67	0.21	17.69	0.78	no
<i>Mabuya frenata</i>	-5.125	3.229	1.26	0.15	8.20	0.28	no
<i>Mabuya heathi</i>	-5.125	3.229	3.48	0.42	8.27	0.49	no
<i>Mabuya mabouya</i>	-5.125	3.229	2.94	0.24	12.05	0.69	no
<i>Mabuya nigropunctata</i>	-5.125	3.229	4.45	0.32	14.07	0.95	no
<i>Mabuya unimarginata</i>	-5.125	3.229	2.98	0.41	7.32	0.54	no
<i>Menetia greyii</i>	-5.125	3.229	0.05	0.09	0.54	0.02	no
<i>Morethia boulengeri</i>	-5.125	3.229	0.43	0.22	1.99	0.08	no
<i>Morethia obscura</i>	-5.125	3.229	0.52	0.23	2.22	0.08	no
<i>Nannoscincus maccoyi</i>	-5.125	3.229	0.47	0.18	2.54	0.16	no
<i>Niveoscincus coventryi</i>	-5.125	3.229	0.22	0.15	1.44	0.08	no
<i>Niveoscincus greeni</i>	-5.125	3.229	0.64	0.12	5.55	0.49	yes
<i>Niveoscincus metallicus</i>	-5.125	3.229	0.53	0.19	2.87	0.14	no
<i>Niveoscincus microlepidotus</i>	-5.125	3.229	0.14	0.03	4.14	0.10	yes
<i>Niveoscincus ocellatus</i>	-5.125	3.229	1.23	0.18	6.73	0.40	yes
<i>Oligosoma maccanni</i>	-5.125	3.229	0.86	0.18	4.68	0.28	yes
<i>Oligosoma oliveri</i>	-5.125	3.229	3.81	0.33	11.59	1.15	yes
<i>Oligosoma otagense</i>	-5.125	3.229	2.16	0.06	35.28	0.95	yes
<i>Oligosoma whitakeri</i>	-5.125	3.229	2.01	0.13	15.51	2.01	yes
<i>Panaspis nimbaensis</i>	-5.125	3.229	0.95	0.55	1.73	0.08	no
<i>Plestiodon anthracinus</i>	-5.125	3.229	0.71	0.16	4.34	0.12	no
<i>Plestiodon copei</i>	-5.125	3.229	0.83	0.13	6.29	0.24	no
<i>Plestiodon egregius</i>	-4.207	2.472	0.64	0.83	0.77	0.13	no
<i>Plestiodon fasciatus</i>	-5.125	3.229	1.04	0.16	6.50	0.14	no
<i>Plestiodon inexpectatus</i>	-5.125	3.229	0.97	0.14	7.04	0.16	no
<i>Plestiodon laticeps</i>	-5.125	3.229	4.30	0.20	22.04	0.31	no
<i>Plestiodon lynxe</i>	-5.125	3.229	0.93	0.20	4.54	0.21	no
<i>Plestiodon multivirgatus</i>	-5.125	3.229	1.87	0.34	5.49	0.12	no
<i>Plestiodon obsoletus</i>	-5.125	3.229	8.24	0.22	37.53	0.91	no
<i>Plestiodon okadae</i>	-5.125	3.229	1.63	0.14	11.47	0.30	yes
<i>Plestiodon reynoldsi</i>	-5.125	3.229	0.30	0.09	3.35	0.21	no
<i>Plestiodon septentrionalis</i>	-5.125	3.229	1.60	0.20	7.94	0.16	no
<i>Plestiodon skiltonianus</i>	-5.125	3.229	1.18	0.22	5.28	0.24	no
<i>Plestiodon tetragrammus</i>	-5.125	3.229	0.83	0.17	4.95	0.12	no
<i>Scincella lateralis</i>	-5.125	3.229	0.95	0.55	1.73	0.10	no
<i>Scincus mitranus</i>	-5.125	3.229	3.89	0.17	22.55	0.79	no
<i>Scincus scincus</i>	-5.125	3.229	8.48	0.39	21.61	2.45	no
<i>Sphenomorphus fasciatus</i>	-5.125	3.229	1.40	0.07	20.14	0.27	yes
<i>Sphenomorphus indicus</i>	-5.125	3.229	2.15	0.20	10.58	0.30	no
<i>Sphenomorphus maculatus</i>	-5.125	3.229	1.58	0.45	3.52	0.35	no
<i>Sphenomorphus taiwanensis</i>	-5.125	3.229	1.25	0.43	2.92	0.24	yes
<i>Tiliqua nigrolutea</i>	-5.125	3.229	62.30	0.09	674.95	32.87	no
<i>Tiliqua occipitalis</i>	-5.125	3.229	49.33	0.09	568.84	12.74	no

<i>Tiliqua rugosa</i>	-5.125	3.229	82.26	0.17	489.23	43.12	no
<i>Tiliqua scincoides</i>	-5.125	3.229	58.33	0.07	828.46	8.25	no
<i>Trachylepis affinis</i>	-5.125	3.229	4.19	0.80	5.24	0.21	no
<i>Trachylepis aurata</i>	-5.125	3.229	1.76	0.20	8.80	0.44	no
<i>Trachylepis buettneri</i>	-5.125	3.229	1.99	0.28	7.20	0.16	no
<i>Trachylepis maculilabris</i>	-5.125	3.229	5.87	0.74	7.97	0.21	no
<i>Trachylepis quinquetaeniata</i>	-5.125	3.229	5.11	0.46	11.21	0.53	no
<i>Trachylepis sparsa</i>	-5.125	3.229	1.82	0.17	10.53	0.35	no
<i>Trachylepis spilogaster</i>	-5.125	3.229	0.90	0.10	8.67	0.26	no
<i>Trachylepis striata</i>	-5.125	3.229	4.04	0.47	8.58	0.28	no
<i>Trachylepis vittata</i>	-5.125	3.229	0.59	0.11	5.53	0.19	no
<i>Typhlosaurus garipeensis</i>	-4.207	2.3	0.71	0.18	4.02	0.71	no
<i>Ameiva ameiva</i>	-4.747	3.11	23.20	0.41	56.18	1.59	no
<i>Ameiva exsul</i>	-4.747	3.11	6.42	0.24	26.33	1.24	yes
<i>Ameiva festiva</i>	-4.747	3.11	10.10	0.48	20.95	1.35	no
<i>Ameiva fuscata</i>	-4.747	3.11	35.87	0.47	75.94	3.66	yes
<i>Ameiva quadrilineata</i>	-4.747	3.11	3.53	0.35	9.95	0.70	no
<i>Aspidoscelis burti</i>	-4.747	3.11	5.79	0.17	33.70	0.95	no
<i>Aspidoscelis cozumelae</i>	-4.747	3.11	1.48	0.20	7.28	0.58	no
<i>Aspidoscelis deppei</i>	-4.747	3.11	5.32	0.59	9.07	0.70	no
<i>Aspidoscelis dixoni</i>	-4.747	3.11	3.88	0.21	18.56	1.04	no
<i>Aspidoscelis exsanguis</i>	-4.747	3.11	3.79	0.24	16.08	0.78	no
<i>Aspidoscelis gularis</i>	-4.747	3.11	5.51	0.43	12.74	0.90	no
<i>Aspidoscelis guttatus</i>	-4.747	3.11	10.22	0.41	25.03	1.14	no
<i>Aspidoscelis hyperythrus</i>	-4.747	3.11	1.95	0.34	5.75	0.60	no
<i>Aspidoscelis inornata</i>	-4.747	3.11	2.83	0.58	4.92	0.78	no
<i>Aspidoscelis laredoensis</i>	-4.747	3.11	3.16	0.33	9.66	0.86	no
<i>Aspidoscelis lineatissimus</i>	-4.747	3.11	8.46	0.50	16.80	0.78	no
<i>Aspidoscelis marmoratus</i>	-4.747	3.11	2.95	0.21	14.00	1.14	no
<i>Aspidoscelis neomexicanus</i>	-4.747	3.11	2.00	0.22	9.27	0.74	no
<i>Aspidoscelis scalaris</i>	-4.747	3.11	5.18	0.35	15.00	0.90	no
<i>Aspidoscelis sexlineata</i>	-4.747	3.11	3.28	0.36	9.10	0.57	no
<i>Aspidoscelis sonora</i>	-4.747	3.11	2.56	0.16	16.48	0.27	no
<i>Aspidoscelis tessellatus</i>	-4.747	3.11	8.18	0.65	12.54	1.72	no
<i>Aspidoscelis tigris</i>	-4.747	3.11	2.96	0.18	16.74	0.74	no
<i>Aspidoscelis uniparens</i>	-4.747	3.11	3.30	0.44	7.55	0.60	no
<i>Aspidoscelis velox</i>	-4.747	3.11	4.54	0.37	12.29	1.14	no
<i>Cnemidophorus cryptus</i>	-4.747	3.11	2.20	0.26	8.33	0.78	no
<i>Cnemidophorus lacertoides</i>	-4.747	3.11	1.78	0.20	9.13	0.48	no
<i>Cnemidophorus lemniscatus</i>	-4.747	3.11	1.89	0.31	6.16	0.45	no
<i>Cnemidophorus ocellifer</i>	-4.747	3.11	4.08	0.52	7.91	0.51	no
<i>Cnemidophorus vacariensis</i>	-4.747	3.11	5.33	1.12	4.75	0.64	no
<i>Kentropyx calcarata</i>	-4.747	3.11	3.61	0.15	23.78	0.85	no
<i>Kentropyx pelviceps</i>	-4.747	3.11	8.02	0.24	34.10	1.14	no
<i>Kentropyx striata</i>	-4.747	3.11	4.90	0.30	16.55	0.51	no
<i>Teius oculatus</i>	-4.747	3.11	4.54	0.17	26.36	1.14	no
<i>Teius teyou</i>	-4.747	3.11	7.55	0.24	31.91	1.58	no
<i>Tupinambis teguixin</i>	-4.747	3.11	108.59	0.08	1335.02	14.85	no
<i>Trogonophis wiegmanni</i>	-5.858	2.943	1.36	0.46	2.94	0.54	no
<i>Leiocephalus psammodromus</i>	-4.216	2.846	3.11	0.17	18.28	1.29	yes
<i>Plica plica</i>	-4.216	2.846	13.96	0.23	60.25	2.89	no
<i>Plica umbra</i>	-4.216	2.846	4.72	0.24	19.79	1.63	no
<i>Stenocercus chrysopygus</i>	-4.216	2.846	3.17	0.35	8.93	0.58	no
<i>Stenocercus dumerilii</i>	-4.216	2.846	4.42	0.17	26.34	1.28	no
<i>Tropidurus etheridgei</i>	-4.216	2.846	7.94	0.78	10.17	0.72	no
<i>Tropidurus semitaeniatus</i>	-4.216	2.846	1.84	0.16	11.83	0.27	no
<i>Tropidurus spinulosus</i>	-4.216	2.846	10.27	0.49	20.83	1.51	no
<i>Tropidurus torquatus</i>	-4.216	2.846	4.37	0.24	18.58	0.65	no
<i>Uracentron flaviceps</i>	-4.216	2.846	4.62	0.19	23.86	1.63	no

<i>Varanus acanthurus</i>	-5.301	3.235	30.05	0.55	54.73	3.29	no
<i>Varanus albigularis</i>	-5.301	3.235	706.55	0.23	3103.20	22.80	no
<i>Varanus bengalensis</i>	-5.301	3.235	189.79	0.16	1222.94	9.40	no
<i>Varanus caudolineatus</i>	-5.301	3.235	5.01	0.35	14.29	1.37	no
<i>Varanus cumingi</i>	-5.301	3.235	225.85	0.07	3127.49	26.62	yes
<i>Varanus flavescens</i>	-5.301	3.235	41.66	0.06	741.88	3.57	no
<i>Varanus giganteus</i>	-5.301	3.235	494.42	0.12	4173.32	55.02	no
<i>Varanus gouldii</i>	-5.301	3.235	26.29	0.05	522.74	4.04	no
<i>Varanus griseus</i>	-5.301	3.235	103.05	0.11	917.80	12.08	no
<i>Varanus komodoensis</i>	-5.301	3.235	2023.80	0.06	33374.27	82.13	yes
<i>Varanus mertensi</i>	-5.301	3.235	32.48	0.03	1011.50	3.48	no
<i>Varanus niloticus</i>	-5.301	3.235	398.41	0.14	2763.34	17.28	no
<i>Varanus olivaceus</i>	-5.301	3.235	465.58	0.16	2862.74	67.50	yes
<i>Varanus rudicollis</i>	-5.301	3.235	233.14	0.30	770.80	14.76	no
<i>Varanus salvator</i>	-5.301	3.235	652.88	0.24	2765.09	26.62	no
<i>Varanus scalaris</i>	-5.301	3.235	18.37	0.12	158.02	3.31	no
<i>Varanus spenceri</i>	-5.301	3.235	537.62	0.36	1511.15	29.60	no
<i>Varanus tristis</i>	-5.301	3.235	39.95	0.17	230.58	4.42	no
<i>Varanus varius</i>	-5.301	3.235	216.62	0.09	2304.70	17.28	no
<i>Xantusia arizonae</i>	-4.796	3.048	0.46	0.12	3.72	0.29	no
<i>Xantusia henshawi</i>	-4.796	3.048	0.62	0.13	4.84	0.35	no
<i>Xantusia riversiana</i>	-4.796	3.048	1.53	0.13	12.02	0.51	yes
<i>Xantusia vigilis</i>	-4.796	3.048	0.34	0.23	1.45	0.18	no
<i>Xenosaurus grandis</i>	-5.058	3.145	2.45	0.10	23.59	1.11	no

<i>species</i>	time	fossorial	diet	reproduction	clutch	broods /
					clutch/litter size	
<i>Acanthocercus atricollis</i>	Diurnal	no	Carnivorous	Oviparous	11.4	mean 1.0
<i>Agama agama</i>	Diurnal	no	Omnivorous	Oviparous	7.6	mean 2.0
<i>Agama impalearis</i>	Diurnal	no	Omnivorous	Oviparous	11.5	mean 2.4
<i>Aphaniotis acutirostris</i>	Diurnal	no	Carnivorous	Oviparous	2.0	mean 3.5
<i>Calotes mystaceus</i>	Diurnal	no	Carnivorous	Oviparous	7.0	mean 1.0
<i>Calotes nemoricola</i>	Diurnal	no	Carnivorous	Oviparous	13.3	mean 1.0
<i>Calotes nigrilabris</i>	Diurnal	no	Carnivorous	Oviparous	2.8	midpoint 1.0
<i>Calotes versicolor</i>	Diurnal	no	Carnivorous	Oviparous	11.2	mean 2.0
<i>Chlamydosaurus kingii</i>	Diurnal	no	Carnivorous	Oviparous	11.6	mean 1.4
<i>Ctenophorus fordi</i>	Diurnal	no	Carnivorous	Oviparous	2.3	mean 2.0
<i>Ctenophorus isolepis</i>	Diurnal	no	Carnivorous	Oviparous	3.4	mean 2.0
<i>Ctenophorus maculosus</i>	Diurnal	no	Carnivorous	Oviparous	3.2	mean 1.7
<i>Ctenophorus nuchalis</i>	Diurnal	no	Omnivorous	Oviparous	3.6	mean 2.4
<i>Ctenophorus ornatus</i>	Diurnal	no	Carnivorous	Oviparous	3.1	mean 2.4
<i>Draco volans</i>	Diurnal	no	Carnivorous	Oviparous	2.6	midpoint 1.0
<i>Gonocephalus bellii</i>	Diurnal	no	NA	Oviparous	3.9	midpoint 4.9
<i>Gonocephalus bornensis</i>	Diurnal	no	Carnivorous	Oviparous	4.0	mean 3.5
<i>Gonocephalus chamaeleontinus</i>	Diurnal	no	Carnivorous	Oviparous	4.6	midpoint 4.0
<i>Gonocephalus grandis</i>	Diurnal	no	Carnivorous	Oviparous	3.5	mean 6.3
<i>Japalura kumaonensis</i>	Diurnal	no	Carnivorous	Oviparous	11.2	midpoint 1.4
<i>Japalura swinhonis</i>	Diurnal	no	Carnivorous	Oviparous	3.9	mean 2.4
<i>Laudakia caucasia</i>	Diurnal	no	Omnivorous	Oviparous	7.5	midpoint 1.4
<i>Laudakia stellio</i>	Diurnal	no	Omnivorous	Oviparous	7.7	mean 2.0
<i>Lophognathus longirostris</i>	Diurnal	no	Carnivorous	Oviparous	4.6	mean 2.0
<i>Moloch horridus</i>	Diurnal	no	Carnivorous	Oviparous	7.2	mean 1.0
<i>Phrynocephalus guttatus</i>	Diurnal	no	Omnivorous	Oviparous	2.0	midpoint 2.4
<i>Phrynocephalus helioscopus</i>	Diurnal	no	Carnivorous	Oviparous	4.5	midpoint 2.4
<i>Phrynocephalus mystaceus</i>	Diurnal	no	Carnivorous	Oviparous	3.0	midpoint 1.4
<i>Phrynocephalus theobaldi</i>	Diurnal	no	Omnivorous	Viviparous	2.0	mean 1.0
<i>Phrynocephalus versicolor</i>	Diurnal	no	Omnivorous	Oviparous	2.0	midpoint 2.0
<i>Physignathus cocincinus</i>	Diurnal	no	Carnivorous	Oviparous	8.9	midpoint 1.4
<i>Physignathus lesueurii</i>	Diurnal	no	Omnivorous	Oviparous	8.9	midpoint 1.4
<i>Pogona barbata</i>	Diurnal	no	Omnivorous	Oviparous	16.3	mean 2.4
<i>Sitana fusca</i>	Diurnal	no	Carnivorous	Oviparous	7.2	mean 2.0
<i>Sitana ponticeriana</i>	Diurnal	no	Carnivorous	Oviparous	13.0	mean 2.4
<i>Sitana sivalensis</i>	Diurnal	no	Carnivorous	Oviparous	6.9	mean 2.4
<i>Trapelus mutabilis</i>	Diurnal	no	Omnivorous	Oviparous	7.7	midpoint 2.0
<i>Trapelus ruderatus</i>	Diurnal	no	Carnivorous	Oviparous	5.3	midpoint 2.4
<i>Trapelus sanguinolentus</i>	Diurnal	no	Omnivorous	Oviparous	8.2	midpoint 2.8
<i>Uromastyx acanthinura</i>	Diurnal	no	Herbivorous	Oviparous	13.0	mean 1.2
<i>Uromastyx aegyptia</i>	Diurnal	no	Herbivorous	Oviparous	11.1	midpoint 0.9
<i>Uromastyx ornata</i>	Diurnal	no	Herbivorous	Oviparous	8.5	midpoint 1.0
<i>Amphisbaena kingii</i>	NA	yes	Carnivorous	Oviparous	3.0	mean 1.0
<i>Anguis fragilis</i>	Diurnal	no	Carnivorous	Viviparous	9.0	mean 0.7
<i>Barisia herrerae</i>	Diurnal	no	Carnivorous	Viviparous	5.9	midpoint 1.0
<i>Barisia imbricata</i>	Diurnal	no	Carnivorous	Viviparous	7.3	mean 1.0
<i>Elgaria coerulea</i>	Diurnal	no	Carnivorous	Viviparous	5.2	mean 1.0
<i>Elgaria multicarinata</i>	Cathemeral	no	Carnivorous	Oviparous	10.7	mean 1.7
<i>Gerrhonotus infernalis</i>	Cathemeral	no	Carnivorous	Oviparous	18.0	mean 1.0
<i>Mesaspis gadovii</i>	Diurnal	no	Carnivorous	Viviparous	7.3	mean 1.0
<i>Mesaspis juarezi</i>	Diurnal	no	Carnivorous	Viviparous	3.0	midpoint 1.0
<i>Mesaspis monticola</i>	Diurnal	no	Carnivorous	Viviparous	4.3	mean 0.5
<i>Ophiodes striatus</i>	Diurnal	no	Carnivorous	Viviparous	5.2	mean 1.0
<i>Ophisaurus attenuatus</i>	Diurnal	no	Carnivorous	Oviparous	9.7	mean 1.0
<i>Ophisaurus compressus</i>	Diurnal	no	Carnivorous	Oviparous	8.5	midpoint 1.0

<i>Ophisaurus gracilis</i>	Cathemeral	no	Carnivorous	Oviparous	5.3	midpoint	1.0
<i>Ophisaurus ventralis</i>	Diurnal	no	Carnivorous	Oviparous	9.2	midpoint	1.0
<i>Pseudopus apodus</i>	Diurnal	no	Carnivorous	Oviparous	8.0	mean	1.0
<i>Anniella pulchra</i>	Cathemeral	yes	Carnivorous	Viviparous	1.6	mean	0.7
<i>Bipes biporus</i>	Diurnal	yes	Carnivorous	Oviparous	2.1	mean	0.5
<i>Bipes canaliculatus</i>	Diurnal	yes	Carnivorous	Oviparous	2.8	mean	0.5
<i>Bipes tridactylus</i>	NA	yes	Carnivorous	Oviparous	2.2	mean	1.0
<i>Blanus mettetali</i>	Nocturnal	yes	Carnivorous	Oviparous	1.0	midpoint	0.5
<i>Bradypodion pumilum</i>	Diurnal	no	Carnivorous	Viviparous	12.4	mean	2.8
<i>Bradypodion ventrale</i>	Diurnal	no	Carnivorous	Viviparous	9.4	midpoint	1.4
<i>Chamaeleo calypttratus</i>	Diurnal	no	Omnivorous	Oviparous	32.0	midpoint	2.4
<i>Chamaeleo chamaeleon</i>	Diurnal	no	Omnivorous	Oviparous	30.0	mean	1.0
<i>Chamaeleo dilepis</i>	Diurnal	no	Carnivorous	Oviparous	37.4	mean	1.0
<i>Chamaeleo namaquensis</i>	Diurnal	no	Omnivorous	Oviparous	13.2	mean	2.4
<i>Furcifer labordi</i>	Diurnal	no	Carnivorous	Oviparous	9.8	midpoint	1.0
<i>Rhampholeon marshalli</i>	Diurnal	no	Carnivorous	Oviparous	13.4	midpoint	1.0
<i>Trioceros ellioti</i>	Diurnal	no	Carnivorous	Viviparous	6.0	midpoint	3.0
<i>Trioceros hoehnelii</i>	Diurnal	no	Carnivorous	Viviparous	11.5	mean	2.0
<i>Trioceros jacksonii</i>	Diurnal	no	Carnivorous	Viviparous	21.7	mean	1.4
<i>Trioceros quadricornis</i>	Diurnal	no	Carnivorous	Oviparous	12.0	midpoint	2.4
<i>Cordylus capensis</i>	Diurnal	no	Carnivorous	Viviparous	2.0	mean	1.0
<i>Cordylus giganteus</i>	Diurnal	no	Carnivorous	Viviparous	2.7	mean	0.5
<i>Cordylus melanotus</i>	Diurnal	no	Omnivorous	Viviparous	3.5	mean	1.0
<i>Basiliscus basiliscus</i>	Diurnal	no	Omnivorous	Oviparous	9.2	mean	6.3
<i>Basiliscus vittatus</i>	Diurnal	no	Omnivorous	Oviparous	5.2	mean	2.2
<i>Crotaphytus collaris</i>	Diurnal	no	Carnivorous	Oviparous	5.5	mean	1.7
<i>Crotaphytus grismeri</i>	Diurnal	no	Carnivorous	Oviparous	3.0	midpoint	1.4
<i>Crotaphytus reticulatus</i>	Diurnal	no	Carnivorous	Oviparous	9.8	mean	2.0
<i>Gambelia sila</i>	Diurnal	no	Carnivorous	Oviparous	3.1	mean	2.0
<i>Gambelia wislizenii</i>	Diurnal	no	Carnivorous	Oviparous	4.7	mean	1.0
<i>Aeluroscalabotes felinus</i>	Nocturnal	no	Carnivorous	Oviparous	2.0	mean	2.0
<i>Alsophylax laevis</i>	Nocturnal	no	Carnivorous	Oviparous	1.4	midpoint	2.0
<i>Alsophylax loricatus</i>	Nocturnal	no	Carnivorous	Oviparous	1.4	midpoint	1.4
<i>Alsophylax pipiens</i>	Nocturnal	no	Carnivorous	Oviparous	1.4	midpoint	1.4
<i>Alsophylax szczerbaki</i>	Cathemeral	no	Carnivorous	Oviparous	1.4	midpoint	1.4
<i>Aristelliger georgeensis</i>	Cathemeral	no	Carnivorous	Oviparous	1.0	midpoint	1.0
<i>Aristelliger praesignis</i>	Cathemeral	no	Carnivorous	Oviparous	1.0	midpoint	2.0
<i>Chondrodactylus angulifer</i>	Nocturnal	no	Carnivorous	Oviparous	1.8	mean	2.8
<i>Christinus marmoratus</i>	Nocturnal	no	Omnivorous	Oviparous	1.7	mean	1.4
<i>Cnemaspis kandiana</i>	Cathemeral	no	Carnivorous	Oviparous	2.0	mean	8.5
<i>Coleonyx brevis</i>	Nocturnal	no	Carnivorous	Oviparous	2.0	mean	2.4
<i>Coleonyx elegans</i>	Nocturnal	no	Carnivorous	Oviparous	2.0	mean	2.2
<i>Coleonyx reticulatus</i>	Nocturnal	no	Carnivorous	Oviparous	2.0	mean	2.0
<i>Coleonyx variegatus</i>	Nocturnal	no	Carnivorous	Oviparous	2.0	mean	2.4
<i>Crenadactylus ocellatus</i>	Nocturnal	no	Carnivorous	Oviparous	2.0	mean	2.0
<i>Crossobamon eversmanni</i>	Nocturnal	no	Carnivorous	Oviparous	1.4	midpoint	2.4
<i>Cyrtodactylus peguensis</i>	Nocturnal	no	Carnivorous	Oviparous	2.0	midpoint	3.5
<i>Cyrtopodion caspium</i>	Cathemeral	no	Carnivorous	Oviparous	1.4	midpoint	2.0
<i>Cyrtopodion fedtschenkoi</i>	Cathemeral	no	Omnivorous	Oviparous	1.8	mean	2.0
<i>Diplodactylus tessellatus</i>	Nocturnal	no	Carnivorous	Oviparous	2.0	mean	2.0
<i>Eublepharis macularius</i>	Nocturnal	no	Carnivorous	Oviparous	2.4	mean	3.5
<i>Eublepharis turcmenicus</i>	Nocturnal	no	Carnivorous	Oviparous	1.7	midpoint	2.0
<i>Geckonia chazaliae</i>	Nocturnal	no	Carnivorous	Oviparous	1.4	midpoint	4.5
<i>Gehyra variegata</i>	Nocturnal	no	Carnivorous	Oviparous	1.0	mean	2.0
<i>Gekko gekko</i>	Nocturnal	no	Carnivorous	Oviparous	2.0	mean	2.0
<i>Gekko hokouensis</i>	Nocturnal	no	Carnivorous	Oviparous	2.0	mean	1.4
<i>Gonatodes albogularis</i>	Diurnal	no	Carnivorous	Oviparous	1.4	mean	12.5
<i>Goniurosaurus araneus</i>	Nocturnal	no	Carnivorous	Oviparous	2.0	mean	2.8
<i>Gymnodactylus geckoides</i>	Cathemeral	no	Carnivorous	Oviparous	1.3	mean	2.2

<i>Hemidactylus bowringii</i>	Nocturnal	no	Carnivorous	Oviparous	1.9	mean	1.4
<i>Hemidactylus brookii</i>	Nocturnal	no	Carnivorous	Oviparous	2.0	mean	2.0
<i>Hemidactylus flaviviridis</i>	Cathemeral	no	Carnivorous	Oviparous	2.0	mean	1.7
<i>Hemidactylus frenatus</i>	Nocturnal	no	Carnivorous	Oviparous	1.9	mean	14.3
<i>Hemidactylus mabouia</i>	Cathemeral	no	Carnivorous	Oviparous	2.0	mean	3.5
<i>Hemidactylus maculatus</i>	Nocturnal	no	Carnivorous	Oviparous	2.0	mean	2.0
<i>Hemidactylus turcicus</i>	Nocturnal	no	Carnivorous	Oviparous	2.0	mean	3.2
<i>Heteronotia binoei</i>	Nocturnal	no	Carnivorous	Oviparous	2.0	mean	1.7
<i>Homonota darwinii</i>	Nocturnal	no	Carnivorous	Oviparous	1.0	mean	0.7
<i>Homonota fasciata</i>	Nocturnal	no	Carnivorous	Oviparous	1.2	mean	2.0
<i>Hoplodactylus maculatus</i>	Nocturnal	no	Omnivorous	Viviparous	1.8	mean	0.5
<i>Lepidodactylus lugubris</i>	Nocturnal	no	Omnivorous	Oviparous	1.4	mean	4.2
<i>Lucasium damaeum</i>	Nocturnal	no	Carnivorous	Oviparous	2.0	mean	2.0
<i>Lygodactylus klugei</i>	Diurnal	no	Carnivorous	Oviparous	2.0	mean	1.4
<i>Mediodactylus kotschyi</i>	Cathemeral	no	Carnivorous	Oviparous	2.1	mean	2.2
<i>Mediodactylus russowii</i>	Cathemeral	no	Carnivorous	Oviparous	1.4	midpoint	1.4
<i>Naultinus gemmeus</i>	Diurnal	no	Carnivorous	Viviparous	1.9	mean	1.0
<i>Naultinus manukanus</i>	Diurnal	no	Carnivorous	Viviparous	1.9	mean	1.0
<i>Oedura castelnaui</i>	Nocturnal	no	Carnivorous	Oviparous	2.0	mean	1.0
<i>Oedura lesueurii</i>	Nocturnal	no	Carnivorous	Oviparous	2.0	mean	1.4
<i>Oedura monilis</i>	Nocturnal	no	Carnivorous	Oviparous	2.0	mean	1.4
<i>Oedura reticulata</i>	Nocturnal	no	Carnivorous	Oviparous	2.1	mean	1.0
<i>Oedura tryoni</i>	Nocturnal	no	Carnivorous	Oviparous	2.0	mean	2.0
<i>Phelsuma dubia</i>	Diurnal	no	Omnivorous	Oviparous	2.0	mean	9.5
<i>Phyllodactylus lanei</i>	Nocturnal	no	Carnivorous	Oviparous	2.0	mean	3.0
<i>Phyllopezus pollicaris</i>	Nocturnal	no	Carnivorous	Oviparous	2.0	mean	1.4
<i>Phyllurus platurus</i>	Nocturnal	no	Carnivorous	Oviparous	2.0	mean	1.4
<i>Pristurus rupestris</i>	Diurnal	no	Carnivorous	Oviparous	1.0	mean	1.4
<i>Ptenopus garrulus</i>	Nocturnal	no	Carnivorous	Oviparous	1.0	mean	1.4
<i>Ptyodactylus guttatus</i>	Cathemeral	no	Carnivorous	Oviparous	2.0	mean	4.0
<i>Ptyodactylus oudrii</i>	Nocturnal	no	Carnivorous	Oviparous	1.4	midpoint	6.0
<i>Ptyodactylus ragazzii</i>	Cathemeral	no	Carnivorous	Oviparous	2.0	mean	4.2
<i>Quedenfeldtia trachyblepharus</i>	Diurnal	no	Carnivorous	Oviparous	1.0	mean	2.4
<i>Rhacodactylus auriculatus</i>	Nocturnal	no	Omnivorous	Oviparous	2.0	mean	4.5
<i>Saltuarius cornutus</i>	Nocturnal	no	Carnivorous	Oviparous	2.0	mean	1.0
<i>Sphaerodactylus cinereus</i>	Nocturnal	no	Carnivorous	Oviparous	1.0	midpoint	6.0
<i>Sphaerodactylus elegans</i>	Nocturnal	no	Carnivorous	Oviparous	1.4	midpoint	6.0
<i>Sphaerodactylus pimienta</i>	NA	no	Carnivorous	Oviparous	1.0	midpoint	3.7
<i>Sphaerodactylus roosevelti</i>	Nocturnal	no	Carnivorous	Oviparous	1.0	mean	5.0
<i>Sphaerodactylus savagei</i>	Cathemeral	no	Carnivorous	Oviparous	1.0	mean	7.0
<i>Stenodactylus doriae</i>	Nocturnal	no	Carnivorous	Oviparous	2.0	mean	5.0
<i>Strophurus ciliaris</i>	Nocturnal	no	Carnivorous	Oviparous	2.0	mean	5.7
<i>Strophurus elderi</i>	Nocturnal	no	Carnivorous	Oviparous	2.0	mean	2.0
<i>Strophurus intermedius</i>	Nocturnal	no	Carnivorous	Oviparous	2.0	mean	2.0
<i>Tarentola angustimentalis</i>	Nocturnal	no	Carnivorous	Oviparous	1.4	midpoint	5.1
<i>Tarentola annularis</i>	Nocturnal	no	Carnivorous	Oviparous	1.4	midpoint	4.0
<i>Tarentola boettgeri</i>	Nocturnal	no	Carnivorous	Oviparous	1.4	midpoint	4.5
<i>Tarentola deserti</i>	Nocturnal	no	Carnivorous	Oviparous	2.0	mean	4.9
<i>Tarentola mauritanica</i>	Cathemeral	no	Carnivorous	Oviparous	2.0	mean	5.5
<i>Teratoscincus scincus</i>	Nocturnal	no	Carnivorous	Oviparous	1.4	midpoint	2.0
<i>Gerrhosaurus skoogi</i>	Diurnal	no	Herbivorous	Oviparous	2.0	mean	1.0
<i>Cercosaura schreibersii</i>	Diurnal	no	Carnivorous	Oviparous	2.0	mean	1.4
<i>Gymnophthalmus speciosus</i>	Diurnal	no	Carnivorous	Oviparous	1.9	mean	2.4
<i>Leposoma rugiceps</i>	Diurnal	no	Carnivorous	Oviparous	2.1	mean	1.4
<i>Potamites ecleopus</i>	Diurnal	no	Carnivorous	Oviparous	2.0	mean	2.0
<i>Heloderma horridum</i>	Cathemeral	no	Carnivorous	Oviparous	7.9	mean	1.0
<i>Heloderma suspectum</i>	Cathemeral	no	Carnivorous	Oviparous	5.3	mean	1.0
<i>Amblyrhynchus cristatus</i>	Diurnal	no	Herbivorous	Oviparous	2.2	mean	0.7
<i>Brachylophus fasciatus</i>	Diurnal	no	Herbivorous	Oviparous	3.9	mean	1.4

<i>Conolophus pallidus</i>	Diurnal	no	Herbivorous	Oviparous	10.0	midpoint	1.0
<i>Conolophus subcristatus</i>	Diurnal	no	Herbivorous	Oviparous	13.5	mean	1.0
<i>Ctenosaura pectinata</i>	Diurnal	no	Herbivorous	Oviparous	44.3	mean	1.0
<i>Ctenosaura similis</i>	Diurnal	no	Herbivorous	Oviparous	30.9	mean	1.0
<i>Cyclura carinata</i>	Diurnal	no	Herbivorous	Oviparous	4.3	mean	1.0
<i>Cyclura cornuta</i>	Diurnal	no	Herbivorous	Oviparous	13.5	mean	1.0
<i>Cyclura cychlura</i>	Diurnal	no	Herbivorous	Oviparous	6.6	mean	1.0
<i>Cyclura nubila</i>	Diurnal	no	Herbivorous	Oviparous	9.2	mean	0.7
<i>Cyclura pinguis</i>	Diurnal	no	Herbivorous	Oviparous	12.2	mean	1.0
<i>Dipsosaurus dorsalis</i>	Diurnal	no	Herbivorous	Oviparous	4.4	mean	1.4
<i>Iguana iguana</i>	Diurnal	no	Herbivorous	Oviparous	26.3	mean	1.0
<i>Sauromalus ater</i>	Diurnal	no	Herbivorous	Oviparous	7.7	mean	0.8
<i>Sauromalus hispidus</i>	Diurnal	no	Herbivorous	Oviparous	22.0	mean	1.0
<i>Sauromalus obesus</i>	Diurnal	no	Herbivorous	Oviparous	8.1	mean	0.6
<i>Sauromalus varius</i>	Diurnal	no	Herbivorous	Oviparous	23.4	mean	1.0
<i>Acanthodactylus erythrurus</i>	Diurnal	no	Carnivorous	Oviparous	3.9	mean	1.4
<i>Acanthodactylus pardalis</i>	Diurnal	no	Carnivorous	Oviparous	3.5	mean	1.7
<i>Acanthodactylus scutellatus</i>	Diurnal	no	Carnivorous	Oviparous	2.7	mean	2.4
<i>Acanthodactylus spinicauda</i>	Diurnal	no	Carnivorous	Oviparous	4.0	midpoint	2.0
<i>Algyroides marchi</i>	Diurnal	no	Carnivorous	Oviparous	2.4	mean	1.7
<i>Algyroides moreoticus</i>	Diurnal	no	Carnivorous	Oviparous	3.3	mean	3.7
<i>Algyroides nigropunctatus</i>	Diurnal	no	Carnivorous	Oviparous	3.5	mean	1.4
<i>Atlantolacerta andreanskyi</i>	Diurnal	no	Carnivorous	Oviparous	2.1	mean	2.8
<i>Dalmatolacerta oxycephala</i>	Diurnal	no	Carnivorous	Oviparous	3.4	mean	2.0
<i>Darevskia chlorogaster</i>	Diurnal	no	Carnivorous	Oviparous	5.5	midpoint	1.0
<i>Darevskia derjugini</i>	Diurnal	no	Carnivorous	Oviparous	2.8	midpoint	2.4
<i>Darevskia parvula</i>	Diurnal	no	Carnivorous	Oviparous	2.8	midpoint	1.0
<i>Darevskia portschinskii</i>	Diurnal	no	Carnivorous	Oviparous	3.2	midpoint	1.0
<i>Darevskia praticola</i>	Diurnal	no	Carnivorous	Oviparous	5.7	mean	1.4
<i>Darevskia raddei</i>	Diurnal	no	Carnivorous	Oviparous	4.0	mean	1.0
<i>Darevskia rostombekovi</i>	Diurnal	no	Carnivorous	Oviparous	2.8	midpoint	1.0
<i>Darevskia rudis</i>	Diurnal	no	Omnivorous	Oviparous	4.0	midpoint	1.0
<i>Darevskia saxicola</i>	Diurnal	no	Omnivorous	Oviparous	4.0	mean	2.0
<i>Darevskia unisexualis</i>	Diurnal	no	Carnivorous	Oviparous	5.0	mean	1.4
<i>Darevskia valentini</i>	Diurnal	no	Carnivorous	Oviparous	4.9	midpoint	1.0
<i>Dinarolacerta mosorensis</i>	Diurnal	no	Carnivorous	Oviparous	4.7	mean	1.0
<i>Eremias arguta</i>	Diurnal	no	Carnivorous	Oviparous	3.5	mean	1.4
<i>Eremias grammica</i>	Diurnal	no	Carnivorous	Oviparous	1.4	midpoint	2.4
<i>Eremias intermedia</i>	Diurnal	no	Carnivorous	Oviparous	2.0	mean	2.0
<i>Eremias lineolata</i>	Diurnal	no	Carnivorous	Oviparous	1.7	midpoint	1.0
<i>Eremias nigrocellata</i>	Diurnal	no	Carnivorous	Oviparous	5.5	mean	2.4
<i>Eremias nikolskii</i>	Diurnal	no	Carnivorous	Oviparous	3.2	midpoint	1.0
<i>Eremias persica</i>	Diurnal	no	Carnivorous	Oviparous	4.0	midpoint	1.0
<i>Eremias pleskei</i>	Diurnal	no	Omnivorous	Oviparous	3.5	midpoint	2.0
<i>Eremias regeli</i>	Diurnal	no	Carnivorous	Oviparous	2.0	midpoint	2.0
<i>Eremias strauchi</i>	Diurnal	no	Omnivorous	Oviparous	3.7	midpoint	1.7
<i>Eremias velox</i>	Diurnal	no	Carnivorous	Oviparous	3.5	midpoint	2.8
<i>Gallotia atlantica</i>	Diurnal	no	Omnivorous	Oviparous	2.1	mean	2.4
<i>Gallotia bravoana</i>	Diurnal	no	Herbivorous	Oviparous	4.9	midpoint	1.0
<i>Gallotia caesaris</i>	Diurnal	no	Omnivorous	Oviparous	3.1	mean	2.0
<i>Gallotia galloti</i>	Diurnal	no	Herbivorous	Oviparous	3.6	mean	1.4
<i>Gallotia simonyi</i>	Diurnal	no	Herbivorous	Oviparous	10.0	mean	1.4
<i>Gallotia stehlini</i>	Diurnal	no	Herbivorous	Oviparous	9.8	mean	1.0
<i>Heliobolus lugubris</i>	Diurnal	no	Carnivorous	Oviparous	3.6	mean	1.4
<i>Hellenolacerta graeca</i>	Diurnal	no	Carnivorous	Oviparous	3.5	mean	1.0
<i>Iberolacerta aranica</i>	Diurnal	no	Carnivorous	Oviparous	3.0	mean	1.0
<i>Iberolacerta aurelioi</i>	Diurnal	no	Carnivorous	Oviparous	2.5	mean	1.0
<i>Iberolacerta bonnali</i>	Diurnal	no	Carnivorous	Oviparous	3.0	mean	1.0
<i>Iberolacerta cyreni</i>	Diurnal	no	Carnivorous	Oviparous	5.9	mean	1.0

<i>Iberolacerta horvathi</i>	Diurnal	no	Carnivorous	Oviparous	3.7	mean	1.0
<i>Iberolacerta monticola</i>	Diurnal	no	Carnivorous	Oviparous	6.2	mean	1.7
<i>Ichnotropis squamulosa</i>	Diurnal	no	Carnivorous	Oviparous	4.0	mean	1.4
<i>Lacerta agilis</i>	Diurnal	no	Carnivorous	Oviparous	7.4	mean	1.4
<i>Lacerta schreiberi</i>	Diurnal	no	Carnivorous	Oviparous	13.7	mean	1.7
<i>Lacerta strigata</i>	Diurnal	no	Carnivorous	Oviparous	8.2	midpoint	1.4
<i>Lacerta trilineata</i>	Diurnal	no	Omnivorous	Oviparous	9.5	midpoint	1.4
<i>Lacerta viridis</i>	Diurnal	no	Carnivorous	Oviparous	7.5	mean	1.4
<i>Meroles anchietae</i>	Diurnal	no	Omnivorous	Oviparous	1.3	mean	2.0
<i>Meroles cuneirostris</i>	Diurnal	no	Carnivorous	Oviparous	2.9	mean	1.4
<i>Meroles suborbitalis</i>	Diurnal	no	Carnivorous	Oviparous	4.1	mean	1.4
<i>Mesalina guttulata</i>	Diurnal	no	Carnivorous	Oviparous	4.4	mean	2.0
<i>Mesalina olivieri</i>	Diurnal	no	Carnivorous	Oviparous	2.8	midpoint	1.7
<i>Mesalina pasteuri</i>	Diurnal	no	Carnivorous	Oviparous	3.0	mean	2.0
<i>Mesalina rubropunctata</i>	Diurnal	no	Carnivorous	Oviparous	4.5	mean	2.8
<i>Nucras lalandii</i>	Diurnal	no	Carnivorous	Oviparous	7.0	mean	1.0
<i>Nucras taeniolata</i>	Diurnal	no	Carnivorous	Oviparous	4.7	mean	1.0
<i>Nucras tessellata</i>	Diurnal	no	Carnivorous	Oviparous	3.9	mean	1.0
<i>Ophisops elegans</i>	Diurnal	no	Carnivorous	Oviparous	4.0	mean	2.8
<i>Parvilacerta parva</i>	Diurnal	no	Carnivorous	Oviparous	2.2	midpoint	1.7
<i>Pedioplanis burchelli</i>	Diurnal	no	Carnivorous	Oviparous	4.5	mean	1.4
<i>Pedioplanis namaquensis</i>	Diurnal	no	Carnivorous	Oviparous	3.8	mean	1.4
<i>Phoenicolacerta laevis</i>	Diurnal	no	Carnivorous	Oviparous	5.2	mean	2.8
<i>Phoenicolacerta troodica</i>	Diurnal	no	Carnivorous	Oviparous	4.0	midpoint	2.4
<i>Podarcis bocagei</i>	Diurnal	no	Carnivorous	Oviparous	2.9	mean	2.0
<i>Podarcis carbonelli</i>	Diurnal	no	Carnivorous	Oviparous	2.1	mean	1.7
<i>Podarcis erhardii</i>	Diurnal	no	Carnivorous	Oviparous	2.5	mean	2.0
<i>Podarcis filfolensis</i>	Diurnal	no	Omnivorous	Oviparous	2.0	midpoint	1.4
<i>Podarcis gaigeae</i>	Diurnal	no	Carnivorous	Oviparous	2.4	mean	2.4
<i>Podarcis hispanicus</i>	Diurnal	no	Omnivorous	Oviparous	2.7	mean	2.8
<i>Podarcis lilfordi</i>	Diurnal	no	Omnivorous	Oviparous	2.5	mean	2.4
<i>Podarcis liolepis</i>	Diurnal	no	Omnivorous	Oviparous	2.8	mean	2.0
<i>Podarcis melisellensis</i>	Diurnal	no	Carnivorous	Oviparous	4.3	mean	3.9
<i>Podarcis milensis</i>	Diurnal	no	Carnivorous	Oviparous	1.7	mean	1.4
<i>Podarcis muralis</i>	Diurnal	no	Omnivorous	Oviparous	5.6	mean	1.7
<i>Podarcis peloponnesiacus</i>	Diurnal	no	Carnivorous	Oviparous	3.5	mean	1.4
<i>Podarcis pityusensis</i>	Diurnal	no	Omnivorous	Oviparous	2.5	mean	1.0
<i>Podarcis siculus</i>	Diurnal	no	Omnivorous	Oviparous	4.6	mean	3.9
<i>Podarcis tauricus</i>	Diurnal	no	Carnivorous	Oviparous	4.7	mean	1.7
<i>Podarcis waglerianus</i>	Diurnal	no	Carnivorous	Oviparous	3.5	midpoint	1.4
<i>Psammodromus algirus</i>	Diurnal	no	Omnivorous	Oviparous	6.0	mean	1.7
<i>Psammodromus blanci</i>	Diurnal	no	Carnivorous	Oviparous	2.8	midpoint	4.5
<i>Psammodromus hispanicus</i>	Diurnal	no	Carnivorous	Oviparous	3.2	mean	1.4
<i>Scelarcis perspicillata</i>	Diurnal	no	Carnivorous	Oviparous	2.0	midpoint	2.0
<i>Takydromus amurensis</i>	Diurnal	no	Carnivorous	Oviparous	5.0	mean	2.0
<i>Takydromus septentrionalis</i>	Diurnal	no	Carnivorous	Oviparous	3.3	mean	2.8
<i>Takydromus sexlineatus</i>	Diurnal	no	Carnivorous	Oviparous	2.2	mean	4.5
<i>Takydromus tachydromoides</i>	Diurnal	no	Carnivorous	Oviparous	3.8	mean	4.2
<i>Takydromus wolteri</i>	Diurnal	no	Carnivorous	Oviparous	5.5	mean	2.0
<i>Teira dugesii</i>	Diurnal	no	Omnivorous	Oviparous	2.5	mean	2.4
<i>Timon lepidus</i>	Diurnal	no	Omnivorous	Oviparous	13.3	mean	1.4
<i>Timon pater</i>	Diurnal	no	Carnivorous	Oviparous	6.3	midpoint	2.4
<i>Zootoca vivipara</i>	Diurnal	no	Carnivorous	Viviparous	5.8	mean	1.0
<i>Liolaemus andinus</i>	Diurnal	no	Omnivorous	Viviparous	5.8	mean	1.0
<i>Liolaemus bibronii</i>	Diurnal	no	Carnivorous	Oviparous	2.7	mean	1.0
<i>Liolaemus boulengeri</i>	Diurnal	no	Carnivorous	Oviparous	3.9	mean	1.0
<i>Liolaemus elongatus</i>	Diurnal	no	Omnivorous	Viviparous	3.6	mean	0.7
<i>Liolaemus huacahuasicus</i>	Diurnal	no	Herbivorous	Viviparous	5.0	mean	1.0
<i>Liolaemus koslowskyi</i>	Diurnal	no	Carnivorous	Oviparous	5.6	mean	1.0

<i>Liolaemus lineomaculatus</i>	Diurnal	no	Herbivorous	Viviparous	3.3	mean	1.0
<i>Liolaemus lutzae</i>	Diurnal	no	Herbivorous	Oviparous	2.7	mean	1.0
<i>Liolaemus pictus</i>	Diurnal	no	Carnivorous	Viviparous	4.2	mean	0.4
<i>Liolaemus scolaroii</i>	Diurnal	no	Carnivorous	Viviparous	3.0	mean	1.0
<i>Liolaemus signifer</i>	Diurnal	no	Omnivorous	Viviparous	5.8	mean	1.0
<i>Liolaemus wiegmanni</i>	Diurnal	no	Carnivorous	Oviparous	4.0	midpoint	1.4
<i>Phymaturus patagonicus</i>	Diurnal	no	Herbivorous	Viviparous	2.0	mean	0.5
<i>Phymaturus punae</i>	Diurnal	no	Herbivorous	Viviparous	1.4	midpoint	0.5
<i>Phymaturus zapalensis</i>	Diurnal	no	Omnivorous	Viviparous	1.0	mean	0.5
<i>Callisaurus draconoides</i>	Diurnal	no	Carnivorous	Oviparous	4.3	mean	2.2
<i>Cophosaurus texanus</i>	Diurnal	no	Carnivorous	Oviparous	4.0	mean	3.2
<i>Holbrookia lacerata</i>	Diurnal	no	Carnivorous	Oviparous	6.9	mean	2.0
<i>Holbrookia maculata</i>	Diurnal	no	Carnivorous	Oviparous	5.3	mean	1.7
<i>Holbrookia propinqua</i>	Diurnal	no	Carnivorous	Oviparous	3.8	mean	3.0
<i>Phrynosoma blainvillii</i>	Diurnal	no	Carnivorous	Oviparous	11.0	midpoint	1.0
<i>Phrynosoma cornutum</i>	Diurnal	no	Carnivorous	Oviparous	24.9	mean	1.4
<i>Phrynosoma coronatum</i>	Diurnal	no	Carnivorous	Oviparous	11.8	mean	1.4
<i>Phrynosoma ditmarsii</i>	Diurnal	no	Carnivorous	Viviparous	6.6	midpoint	1.0
<i>Phrynosoma douglassii</i>	Diurnal	no	Carnivorous	Viviparous	12.0	mean	1.0
<i>Phrynosoma hernandesi</i>	Diurnal	no	Carnivorous	Viviparous	17.9	mean	1.0
<i>Phrynosoma mcallii</i>	Diurnal	no	Carnivorous	Oviparous	5.4	mean	1.4
<i>Phrynosoma modestum</i>	Diurnal	no	Carnivorous	Oviparous	10.8	mean	1.4
<i>Phrynosoma platyrhinos</i>	Diurnal	no	Carnivorous	Oviparous	7.1	mean	1.4
<i>Phrynosoma solare</i>	Diurnal	no	Carnivorous	Oviparous	18.5	mean	1.0
<i>Sceloporus aeneus</i>	Diurnal	no	Carnivorous	Oviparous	5.6	mean	2.0
<i>Sceloporus arenicolus</i>	Diurnal	no	Carnivorous	Oviparous	4.2	midpoint	1.4
<i>Sceloporus clarkii</i>	Diurnal	no	Omnivorous	Oviparous	12.5	mean	1.4
<i>Sceloporus consobrinus</i>	Diurnal	no	Carnivorous	Oviparous	7.4	mean	2.0
<i>Sceloporus cozumelae</i>	Diurnal	no	Carnivorous	Oviparous	1.8	mean	1.4
<i>Sceloporus cyanogenys</i>	Diurnal	no	Carnivorous	Viviparous	13.0	mean	1.0
<i>Sceloporus formosus</i>	Diurnal	no	Carnivorous	Viviparous	7.0	mean	1.0
<i>Sceloporus gadoviae</i>	Diurnal	no	Carnivorous	Oviparous	3.7	mean	1.4
<i>Sceloporus graciosus</i>	Diurnal	no	Carnivorous	Oviparous	3.9	mean	1.4
<i>Sceloporus grammicus</i>	Diurnal	no	Carnivorous	Viviparous	4.5	mean	1.0
<i>Sceloporus horridus</i>	Diurnal	no	Carnivorous	Oviparous	11.5	mean	2.0
<i>Sceloporus jarrovi</i>	Diurnal	no	Carnivorous	Viviparous	6.5	mean	1.0
<i>Sceloporus magister</i>	Diurnal	no	Carnivorous	Oviparous	8.8	mean	1.7
<i>Sceloporus malachiticus</i>	Diurnal	no	Carnivorous	Viviparous	5.2	mean	1.0
<i>Sceloporus merriami</i>	Diurnal	no	Carnivorous	Oviparous	4.1	mean	1.4
<i>Sceloporus mucronatus</i>	Diurnal	no	Omnivorous	Viviparous	4.3	mean	1.0
<i>Sceloporus occidentalis</i>	Diurnal	no	Carnivorous	Oviparous	9.4	mean	1.7
<i>Sceloporus olivaceus</i>	Diurnal	no	Carnivorous	Oviparous	14.3	mean	2.0
<i>Sceloporus omiltemanus</i>	Diurnal	no	Carnivorous	Viviparous	6.2	mean	1.0
<i>Sceloporus orcutti</i>	Diurnal	no	Carnivorous	Oviparous	10.1	mean	1.0
<i>Sceloporus poinsettii</i>	Diurnal	no	Omnivorous	Viviparous	10.2	mean	1.0
<i>Sceloporus scalaris</i>	Diurnal	no	Carnivorous	Oviparous	8.5	mean	1.4
<i>Sceloporus serrifer</i>	Diurnal	no	Carnivorous	Viviparous	15.1	mean	1.0
<i>Sceloporus slevini</i>	Diurnal	no	Carnivorous	Oviparous	8.5	mean	1.0
<i>Sceloporus torquatus</i>	Diurnal	no	Carnivorous	Viviparous	7.9	mean	1.0
<i>Sceloporus undulatus</i>	Diurnal	no	Carnivorous	Oviparous	7.7	mean	2.2
<i>Sceloporus utiformis</i>	Diurnal	no	Carnivorous	Oviparous	7.1	mean	1.0
<i>Sceloporus variabilis</i>	Diurnal	no	Carnivorous	Oviparous	3.8	mean	4.9
<i>Sceloporus virgatus</i>	Diurnal	no	Carnivorous	Oviparous	9.8	mean	1.0
<i>Sceloporus woodi</i>	Diurnal	no	Carnivorous	Oviparous	4.8	mean	2.4
<i>Uma exsul</i>	Diurnal	no	Carnivorous	Oviparous	3.0	mean	1.4
<i>Uma notata</i>	Diurnal	no	Omnivorous	Oviparous	2.3	mean	2.0
<i>Urosaurus bicarinatus</i>	Diurnal	no	Carnivorous	Oviparous	6.4	mean	1.4
<i>Urosaurus graciosus</i>	Diurnal	no	Carnivorous	Oviparous	4.5	mean	1.4
<i>Urosaurus ornatus</i>	Diurnal	no	Carnivorous	Oviparous	6.5	mean	2.4

<i>Uta stansburiana</i>	Diurnal	no	Carnivorous	Oviparous	3.7	mean	2.6
<i>Anolis acutus</i>	Diurnal	no	Carnivorous	Oviparous	1.0	mean	6.0
<i>Anolis argenteolus</i>	Diurnal	no	Carnivorous	Oviparous	1.0	mean	6.3
<i>Anolis bahorucoensis</i>	Diurnal	no	Carnivorous	Oviparous	1.0	mean	5.5
<i>Anolis carolinensis</i>	Diurnal	no	Carnivorous	Oviparous	1.0	mean	9.5
<i>Anolis cupreus</i>	Diurnal	no	Carnivorous	Oviparous	1.0	mean	18.0
<i>Anolis intermedius</i>	Diurnal	no	Carnivorous	Oviparous	1.0	mean	11.0
<i>Anolis limifrons</i>	Diurnal	no	Carnivorous	Oviparous	1.0	mean	8.9
<i>Anolis lineatopus</i>	Diurnal	no	Carnivorous	Oviparous	1.0	mean	18.0
<i>Anolis lionotus</i>	Diurnal	no	Carnivorous	Oviparous	1.0	mean	2.0
<i>Anolis lucius</i>	Diurnal	no	Carnivorous	Oviparous	1.0	mean	3.5
<i>Anolis nebulosus</i>	Diurnal	no	Carnivorous	Oviparous	1.0	mean	25.5
<i>Anolis opalinus</i>	Diurnal	no	Carnivorous	Oviparous	1.0	mean	27.9
<i>Anolis polylepis</i>	Diurnal	no	Carnivorous	Oviparous	1.0	mean	27.5
<i>Anolis roquet</i>	Diurnal	no	Omnivorous	Oviparous	1.0	mean	24.9
<i>Anolis sabanus</i>	Diurnal	no	Omnivorous	Oviparous	1.0	mean	17.3
<i>Anolis sagrei</i>	Diurnal	no	Carnivorous	Oviparous	1.0	mean	20.0
<i>Anolis tropidolepis</i>	Diurnal	no	Carnivorous	Oviparous	1.0	mean	8.5
<i>Anolis valencienni</i>	Diurnal	no	Omnivorous	Oviparous	1.0	mean	10.0
<i>Polychrus acutirostris</i>	Diurnal	no	Omnivorous	Oviparous	14.4	mean	1.0
<i>Aprasia pulchella</i>	Cathemeral	yes	Carnivorous	Oviparous	2.0	mean	1.0
<i>Aprasia repens</i>	Nocturnal	yes	Carnivorous	Oviparous	2.0	mean	1.0
<i>Lialis burtoni</i>	Cathemeral	no	Carnivorous	Oviparous	1.8	mean	1.0
<i>Ablepharus kitaibelii</i>	Diurnal	no	Carnivorous	Oviparous	3.5	midpoint	1.0
<i>Acontias kgalagadi</i>	Nocturnal	yes	Carnivorous	Viviparous	1.5	mean	0.7
<i>Afroablepharus wahlbergi</i>	Diurnal	no	Carnivorous	Oviparous	4.5	mean	2.0
<i>Asymblepharus sikimmensis</i>	Diurnal	no	Carnivorous	Oviparous	4.0	midpoint	1.0
<i>Bassiana duperreyi</i>	Diurnal	no	Carnivorous	Oviparous	5.3	mean	1.0
<i>Carlia longipes</i>	Diurnal	no	Carnivorous	Oviparous	2.0	mean	2.0
<i>Carlia rhomboidalis</i>	Diurnal	no	Carnivorous	Oviparous	2.0	mean	2.4
<i>Carlia rostralis</i>	Diurnal	no	Carnivorous	Oviparous	2.0	mean	3.5
<i>Carlia rubrigularis</i>	Diurnal	no	Carnivorous	Oviparous	2.0	mean	1.0
<i>Carlia tetradactyla</i>	Diurnal	no	Carnivorous	Oviparous	2.0	mean	2.0
<i>Chalcides bedriagai</i>	Diurnal	yes	Carnivorous	Viviparous	2.4	mean	1.0
<i>Chalcides chalcides</i>	Cathemeral	yes	Carnivorous	Viviparous	7.0	mean	1.0
<i>Chalcides ocellatus</i>	Cathemeral	no	Omnivorous	Viviparous	6.3	mean	1.4
<i>Chalcides sepsoides</i>	Cathemeral	yes	Omnivorous	Viviparous	4.5	midpoint	1.0
<i>Chalcides viridanus</i>	Diurnal	no	Omnivorous	Viviparous	2.6	midpoint	1.0
<i>Ctenotus brooksi</i>	Diurnal	no	Carnivorous	Oviparous	2.3	mean	2.0
<i>Ctenotus pantherinus</i>	Cathemeral	no	Carnivorous	Oviparous	4.9	mean	2.0
<i>Ctenotus taeniolatus</i>	Diurnal	no	Carnivorous	Oviparous	4.1	mean	1.0
<i>Cyclodomorphus celatus</i>	Nocturnal	no	Carnivorous	Viviparous	3.8	mean	1.0
<i>Cyclodomorphus melanops</i>	Nocturnal	no	Carnivorous	Viviparous	2.4	mean	1.0
<i>Dasia olivacea</i>	Diurnal	no	Carnivorous	Oviparous	6.0	mean	1.4
<i>Egernia cunninghami</i>	Diurnal	no	Herbivorous	Viviparous	4.2	mean	1.0
<i>Egernia kingii</i>	Diurnal	no	Herbivorous	Viviparous	4.9	mean	1.0
<i>Egernia stokesii</i>	Diurnal	no	Herbivorous	Viviparous	4.9	mean	1.0
<i>Egernia striolata</i>	Diurnal	no	Omnivorous	Viviparous	3.8	mean	1.0
<i>Emoia atrocostata</i>	Diurnal	no	Carnivorous	Oviparous	1.9	mean	3.0
<i>Emoia cyanura</i>	Diurnal	no	Carnivorous	Oviparous	2.0	mean	2.0
<i>Emoia nigra</i>	Diurnal	no	Carnivorous	Oviparous	2.6	mean	2.0
<i>Eremiascincus richardsonii</i>	Nocturnal	no	Carnivorous	Oviparous	4.7	mean	2.0
<i>Eulamprus brachyosoma</i>	Diurnal	no	Carnivorous	Viviparous	3.9	mean	1.0
<i>Eulamprus quoyii</i>	Diurnal	no	Omnivorous	Viviparous	5.2	mean	1.0
<i>Eulamprus tympanum</i>	Diurnal	no	Omnivorous	Viviparous	3.2	mean	0.7
<i>Eumeces schneideri</i>	Diurnal	no	Omnivorous	Oviparous	6.3	midpoint	1.0
<i>Eutropis carinata</i>	Diurnal	no	Carnivorous	Oviparous	4.5	mean	2.0
<i>Eutropis longicaudata</i>	Diurnal	no	Carnivorous	Oviparous	6.9	mean	1.4
<i>Eutropis multifasciata</i>	Diurnal	no	Carnivorous	Viviparous	5.0	mean	2.0

<i>Hemiergis peronii</i>	Nocturnal	yes	Carnivorous	Viviparous	2.6	mean	1.0
<i>Lamprolepis smaragdina</i>	Diurnal	no	Omnivorous	Oviparous	2.1	mean	1.0
<i>Lampropholis delicata</i>	Diurnal	no	Carnivorous	Oviparous	3.1	mean	1.0
<i>Lampropholis guichenoti</i>	Diurnal	no	Carnivorous	Oviparous	2.6	mean	1.4
<i>Lerista borealis</i>	Diurnal	no	Carnivorous	Oviparous	3.0	midpoint	1.0
<i>Lerista bougainvillii</i>	Nocturnal	yes	Carnivorous	Oviparous	2.7	mean	1.0
<i>Lerista punctatovittata</i>	Nocturnal	yes	Carnivorous	Oviparous	1.8	mean	1.7
<i>Lerista xanthura</i>	Cathemeral	no	Carnivorous	Oviparous	1.3	mean	1.4
<i>Liopholis inornata</i>	Cathemeral	no	Omnivorous	Viviparous	2.4	mean	2.0
<i>Liopholis kintorei</i>	Nocturnal	no	Herbivorous	Viviparous	6.0	mean	1.0
<i>Liopholis modesta</i>	Diurnal	no	NA	Viviparous	2.7	mean	1.0
<i>Liopholis striata</i>	Nocturnal	no	Carnivorous	Viviparous	2.6	mean	1.0
<i>Liopholis whitii</i>	Diurnal	no	Carnivorous	Viviparous	2.8	mean	1.0
<i>Lissolepis coventryi</i>	Cathemeral	no	Omnivorous	Viviparous	2.7	mean	1.0
<i>Lobulia alpina</i>	Diurnal	no	NA	Viviparous	2.6	mean	1.0
<i>Mabuya agilis</i>	Diurnal	no	Carnivorous	Viviparous	4.3	mean	1.0
<i>Mabuya bistriata</i>	Diurnal	no	Carnivorous	Viviparous	4.7	mean	1.0
<i>Mabuya frenata</i>	Diurnal	no	Carnivorous	Viviparous	4.5	mean	1.0
<i>Mabuya heathi</i>	Diurnal	no	Carnivorous	Viviparous	5.0	mean	1.4
<i>Mabuya mabouya</i>	Diurnal	no	Carnivorous	Viviparous	4.2	mean	1.0
<i>Mabuya nigropunctata</i>	Diurnal	no	Carnivorous	Viviparous	4.7	mean	1.0
<i>Mabuya unimarginata</i>	Diurnal	no	Carnivorous	Viviparous	3.9	mean	1.4
<i>Menetia greyii</i>	Diurnal	no	Carnivorous	Oviparous	1.4	mean	2.0
<i>Morethia boulengeri</i>	Diurnal	no	Carnivorous	Oviparous	2.9	mean	1.7
<i>Morethia obscura</i>	Diurnal	no	NA	Oviparous	3.0	mean	2.0
<i>Nannoscincus maccoyi</i>	Diurnal	no	Carnivorous	Oviparous	2.9	mean	1.0
<i>Niveoscincus coventryi</i>	Diurnal	no	Carnivorous	Viviparous	2.7	mean	1.0
<i>Niveoscincus greeni</i>	Diurnal	no	Carnivorous	Viviparous	2.6	mean	0.5
<i>Niveoscincus metallicus</i>	Diurnal	no	Carnivorous	Viviparous	3.7	mean	1.0
<i>Niveoscincus microlepidotus</i>	Diurnal	no	Omnivorous	Viviparous	2.5	mean	0.6
<i>Niveoscincus ocellatus</i>	Diurnal	no	Carnivorous	Viviparous	3.1	mean	1.0
<i>Oligosoma maccanni</i>	Diurnal	no	Omnivorous	Viviparous	3.1	mean	1.0
<i>Oligosoma oliveri</i>	Nocturnal	no	Omnivorous	Viviparous	3.3	mean	1.0
<i>Oligosoma otagense</i>	Diurnal	no	Omnivorous	Viviparous	2.3	mean	1.0
<i>Oligosoma whitakeri</i>	Nocturnal	no	Herbivorous	Viviparous	2.0	mean	0.5
<i>Panaspis nimbaensis</i>	Diurnal	no	Carnivorous	Oviparous	2.5	mean	4.5
<i>Plestiodon anthracinus</i>	Diurnal	no	Carnivorous	Oviparous	6.0	midpoint	1.0
<i>Plestiodon copei</i>	Diurnal	no	NA	Viviparous	3.5	mean	1.0
<i>Plestiodon egregius</i>	Diurnal	no	Carnivorous	Oviparous	4.8	mean	1.0
<i>Plestiodon fasciatus</i>	Diurnal	no	Carnivorous	Oviparous	7.5	mean	1.0
<i>Plestiodon inexpectatus</i>	Diurnal	no	Carnivorous	Oviparous	6.0	midpoint	1.0
<i>Plestiodon laticeps</i>	Diurnal	no	Carnivorous	Oviparous	13.7	mean	1.0
<i>Plestiodon lynxe</i>	Diurnal	no	NA	Viviparous	4.3	mean	1.0
<i>Plestiodon multivirgatus</i>	Diurnal	no	Carnivorous	Oviparous	7.8	mean	2.0
<i>Plestiodon obsoletus</i>	Diurnal	no	Carnivorous	Oviparous	12.9	mean	0.7
<i>Plestiodon okadae</i>	Diurnal	no	Carnivorous	Oviparous	7.8	mean	0.7
<i>Plestiodon reynoldsi</i>	Diurnal	yes	Carnivorous	Oviparous	2.0	mean	0.7
<i>Plestiodon septentrionalis</i>	Nocturnal	no	Carnivorous	Oviparous	9.8	mean	1.0
<i>Plestiodon skiltonianus</i>	Diurnal	no	Carnivorous	Oviparous	4.8	mean	1.0
<i>Plestiodon tetragrammus</i>	Diurnal	no	Carnivorous	Oviparous	8.5	mean	0.8
<i>Scincella lateralis</i>	Diurnal	no	Carnivorous	Oviparous	3.0	mean	3.2
<i>Scincus mitranus</i>	Diurnal	yes	Omnivorous	Viviparous	4.9	midpoint	1.0
<i>Scincus scincus</i>	Cathemeral	yes	Omnivorous	Oviparous	3.5	midpoint	1.0
<i>Sphenomorphus fasciatus</i>	Diurnal	no	NA	Oviparous	5.1	mean	1.0
<i>Sphenomorphus indicus</i>	Diurnal	no	Carnivorous	Viviparous	7.3	mean	1.0
<i>Sphenomorphus maculatus</i>	Diurnal	no	Carnivorous	Oviparous	4.5	midpoint	1.0
<i>Sphenomorphus taiwanensis</i>	Diurnal	no	NA	Oviparous	5.2	mean	1.0
<i>Tiliqua nigrolutea</i>	Diurnal	no	Omnivorous	Viviparous	5.4	mean	0.4
<i>Tiliqua occipitalis</i>	Diurnal	no	Omnivorous	Viviparous	5.5	midpoint	0.7

<i>Tiliqua rugosa</i>	Diurnal	no	Herbivorous	Viviparous	1.9	mean	1.0
<i>Tiliqua scincoides</i>	Diurnal	no	Omnivorous	Viviparous	10.0	mean	0.7
<i>Trachylepis affinis</i>	Diurnal	no	Carnivorous	Oviparous	2.7	mean	7.5
<i>Trachylepis aurata</i>	Diurnal	no	Carnivorous	Viviparous	4.0	midpoint	1.0
<i>Trachylepis buettneri</i>	Diurnal	no	Carnivorous	Oviparous	8.7	mean	1.4
<i>Trachylepis maculilabris</i>	Diurnal	no	Carnivorous	Oviparous	5.6	mean	4.9
<i>Trachylepis quinquetaeniata</i>	Diurnal	no	Omnivorous	Oviparous	4.8	mean	2.0
<i>Trachylepis sparsa</i>	Diurnal	no	NA	Viviparous	5.1	mean	1.0
<i>Trachylepis spilogaster</i>	Diurnal	no	Carnivorous	Viviparous	4.9	mean	0.7
<i>Trachylepis striata</i>	Diurnal	no	Carnivorous	Viviparous	5.9	mean	2.4
<i>Trachylepis vittata</i>	Diurnal	no	Carnivorous	Viviparous	3.2	midpoint	1.0
<i>Typhlosaurus garipeensis</i>	Nocturnal	yes	Carnivorous	Viviparous	1.0	mean	1.0
<i>Ameiva ameiva</i>	Diurnal	no	Carnivorous	Oviparous	4.9	mean	3.0
<i>Ameiva exsul</i>	Diurnal	no	Omnivorous	Oviparous	2.6	mean	2.0
<i>Ameiva festiva</i>	Diurnal	no	Carnivorous	Oviparous	2.6	mean	2.8
<i>Ameiva fuscata</i>	Diurnal	no	Omnivorous	Oviparous	4.0	mean	2.4
<i>Ameiva quadrilineata</i>	Diurnal	no	Carnivorous	Oviparous	2.0	mean	2.4
<i>Aspidoscelis burti</i>	Diurnal	no	Carnivorous	Oviparous	4.3	mean	1.4
<i>Aspidoscelis cozumelae</i>	Diurnal	no	Carnivorous	Oviparous	1.8	mean	1.4
<i>Aspidoscelis deppei</i>	Diurnal	no	Carnivorous	Oviparous	2.2	mean	3.5
<i>Aspidoscelis dixoni</i>	Diurnal	no	Carnivorous	Oviparous	3.7	mean	1.0
<i>Aspidoscelis exsanguis</i>	Diurnal	no	Carnivorous	Oviparous	3.4	mean	1.4
<i>Aspidoscelis gularis</i>	Diurnal	no	Carnivorous	Oviparous	3.5	mean	1.7
<i>Aspidoscelis guttatus</i>	Diurnal	no	Carnivorous	Oviparous	4.5	mean	2.0
<i>Aspidoscelis hyperythrus</i>	Diurnal	no	Carnivorous	Oviparous	2.3	mean	1.4
<i>Aspidoscelis inornata</i>	Diurnal	no	Carnivorous	Oviparous	2.6	mean	1.4
<i>Aspidoscelis laredoensis</i>	Diurnal	no	Carnivorous	Oviparous	2.6	mean	1.4
<i>Aspidoscelis lineattissimus</i>	Diurnal	no	Carnivorous	Oviparous	4.4	mean	2.4
<i>Aspidoscelis marmoratus</i>	Diurnal	no	Carnivorous	Oviparous	2.6	mean	1.0
<i>Aspidoscelis neomexicanus</i>	Diurnal	no	Carnivorous	Oviparous	1.9	mean	1.4
<i>Aspidoscelis scalaris</i>	Diurnal	no	Carnivorous	Oviparous	3.3	mean	1.7
<i>Aspidoscelis sexlineata</i>	Diurnal	no	Carnivorous	Oviparous	3.3	mean	1.7
<i>Aspidoscelis sonora</i>	Diurnal	no	Carnivorous	Oviparous	3.9	mean	2.4
<i>Aspidoscelis tessellatus</i>	Diurnal	no	Carnivorous	Oviparous	3.4	mean	1.4
<i>Aspidoscelis tigris</i>	Diurnal	no	Carnivorous	Oviparous	2.3	mean	1.7
<i>Aspidoscelis uniparens</i>	Diurnal	no	Carnivorous	Oviparous	3.2	mean	1.7
<i>Aspidoscelis velox</i>	Diurnal	no	Carnivorous	Oviparous	4.0	mean	1.0
<i>Cnemidophorus cryptus</i>	Diurnal	no	Carnivorous	Oviparous	1.4	midpoint	2.0
<i>Cnemidophorus lacertoides</i>	Diurnal	no	Carnivorous	Oviparous	3.8	mean	1.0
<i>Cnemidophorus lemniscatus</i>	Diurnal	no	Omnivorous	Oviparous	2.1	mean	2.0
<i>Cnemidophorus ocellifer</i>	Diurnal	no	Carnivorous	Oviparous	2.1	mean	3.9
<i>Cnemidophorus vacariensis</i>	Diurnal	no	Carnivorous	Oviparous	4.1	mean	2.0
<i>Kentropyx calcarata</i>	Diurnal	no	Carnivorous	Oviparous	4.2	mean	1.0
<i>Kentropyx pelviceps</i>	Diurnal	no	Carnivorous	Oviparous	5.0	mean	1.4
<i>Kentropyx striata</i>	Diurnal	no	Carnivorous	Oviparous	4.8	mean	2.0
<i>Teius oculatus</i>	Diurnal	no	Carnivorous	Oviparous	4.0	midpoint	1.0
<i>Teius teyou</i>	Diurnal	no	Omnivorous	Oviparous	4.8	mean	1.0
<i>Tupinambis teguixin</i>	Diurnal	no	Omnivorous	Oviparous	7.3	mean	1.0
<i>Trogonophis wiegmanni</i>	Cathemeral	yes	Carnivorous	Viviparous	5.0	mean	0.5
<i>Leiocephalus psammodromus</i>	Diurnal	no	Omnivorous	Oviparous	1.7	mean	1.4
<i>Plica plica</i>	Diurnal	no	Carnivorous	Oviparous	2.4	mean	2.0
<i>Plica umbra</i>	Diurnal	no	Carnivorous	Oviparous	2.0	mean	1.4
<i>Stenocercus chrysopygus</i>	Diurnal	no	NA	Oviparous	5.5	midpoint	1.0
<i>Stenocercus dumerilii</i>	Diurnal	no	Carnivorous	Oviparous	3.5	midpoint	1.0
<i>Tropidurus etheridgei</i>	Diurnal	no	Carnivorous	Oviparous	5.5	mean	2.0
<i>Tropidurus semitaeniatus</i>	Diurnal	no	Omnivorous	Oviparous	2.0	mean	3.5
<i>Tropidurus spinulosus</i>	Diurnal	no	Carnivorous	Oviparous	4.8	mean	1.4
<i>Tropidurus torquatus</i>	Diurnal	no	Omnivorous	Oviparous	3.9	mean	1.7
<i>Uracentron flaviceps</i>	Diurnal	no	Carnivorous	Oviparous	2.0	mean	1.4

<i>Varanus acanthurus</i>	Diurnal	no	Carnivorous	Oviparous	9.1	mean	1.0
<i>Varanus albigularis</i>	Diurnal	no	Carnivorous	Oviparous	31.0	mean	1.0
<i>Varanus bengalensis</i>	Diurnal	no	Carnivorous	Oviparous	20.2	mean	1.0
<i>Varanus caudolineatus</i>	Diurnal	no	Carnivorous	Oviparous	3.7	mean	1.0
<i>Varanus cumingi</i>	Diurnal	no	Carnivorous	Oviparous	4.9	midpoint	1.7
<i>Varanus flavescens</i>	Diurnal	no	Carnivorous	Oviparous	11.7	mean	1.0
<i>Varanus giganteus</i>	Diurnal	no	Carnivorous	Oviparous	9.0	mean	1.0
<i>Varanus gouldii</i>	Diurnal	no	Carnivorous	Oviparous	6.5	mean	1.0
<i>Varanus griseus</i>	Diurnal	no	Carnivorous	Oviparous	14.8	mean	0.6
<i>Varanus komodoensis</i>	Diurnal	no	Carnivorous	Oviparous	20.1	mean	1.2
<i>Varanus mertensi</i>	Diurnal	no	Carnivorous	Oviparous	9.3	mean	1.0
<i>Varanus niloticus</i>	Diurnal	no	Carnivorous	Oviparous	23.1	mean	1.0
<i>Varanus olivaceus</i>	Diurnal	no	Herbivorous	Oviparous	6.9	mean	1.0
<i>Varanus rudicollis</i>	Diurnal	no	Carnivorous	Oviparous	9.1	mean	1.7
<i>Varanus salvator</i>	Diurnal	no	Carnivorous	Oviparous	12.3	mean	2.0
<i>Varanus scalaris</i>	Diurnal	no	Carnivorous	Oviparous	5.5	mean	1.0
<i>Varanus spenceri</i>	Diurnal	no	Carnivorous	Oviparous	18.2	mean	1.0
<i>Varanus tristis</i>	Diurnal	no	Carnivorous	Oviparous	9.0	mean	1.0
<i>Varanus varius</i>	Diurnal	no	Carnivorous	Oviparous	7.2	mean	1.7
<i>Xantusia arizonae</i>	Cathemeral	no	Carnivorous	Viviparous	1.6	mean	1.0
<i>Xantusia henshawi</i>	Cathemeral	no	Carnivorous	Viviparous	1.8	mean	1.0
<i>Xantusia riversiana</i>	Cathemeral	no	Omnivorous	Viviparous	4.3	mean	0.7
<i>Xantusia vigilis</i>	Cathemeral	no	Carnivorous	Viviparous	1.8	mean	1.0
<i>Xenosaurus grandis</i>	Diurnal	no	Carnivorous	Viviparous	5.4	mean	0.4

<i>species</i>	foraging	IUCN Category
<i>Acanthocercus atricollis</i>	Sit and Wait	LC
<i>Agama agama</i>	Sit and Wait	NE
<i>Agama impalearis</i>	Sit and Wait	NE
<i>Aphaniotis acutirostris</i>	NA	NE
<i>Calotes mystaceus</i>	NA	NE
<i>Calotes nemoricola</i>	NA	NE
<i>Calotes nigrilabris</i>	Sit and Wait	NE
<i>Calotes versicolor</i>	Sit and Wait	NE
<i>Chlamydosaurus kingii</i>	Sit and Wait	LC
<i>Ctenophorus fordi</i>	Sit and Wait	NE
<i>Ctenophorus isolepis</i>	Sit and Wait	NE
<i>Ctenophorus maculosus</i>	NA	LC
<i>Ctenophorus nuchalis</i>	Sit and Wait	LC
<i>Ctenophorus ornatus</i>	Sit and Wait	LC
<i>Draco volans</i>	Sit and Wait	NE
<i>Gonocephalus bellii</i>	NA	NE
<i>Gonocephalus bornensis</i>	NA	NE
<i>Gonocephalus chamaeleontinus</i>	NA	NE
<i>Gonocephalus grandis</i>	NA	LC
<i>Japalura kumaonensis</i>	Sit and Wait	NE
<i>Japalura swinhonis</i>	Sit and Wait	NE
<i>Laudakia caucasia</i>	NA	NE
<i>Laudakia stellio</i>	Sit and Wait	NE
<i>Lophognathus longirostris</i>	Sit and Wait	NE
<i>Moloch horridus</i>	Sit and Wait	NE
<i>Phrynocephalus guttatus</i>	NA	NE
<i>Phrynocephalus helioscopus</i>	NA	LC
<i>Phrynocephalus mystaceus</i>	Sit and Wait	NE
<i>Phrynocephalus theobaldi</i>	Sit and Wait	LC
<i>Phrynocephalus versicolor</i>	NA	LC
<i>Physignathus cocincinus</i>	NA	NE
<i>Physignathus lesueurii</i>	NA	NE
<i>Pogona barbata</i>	NA	LC
<i>Sitana fusca</i>	Sit and Wait	NE
<i>Sitana ponticeriana</i>	NA	LC
<i>Sitana sivalensis</i>	NA	NE
<i>Trapelus mutabilis</i>	Sit and Wait	NE
<i>Trapelus ruderatus</i>	Sit and Wait	LC
<i>Trapelus sanguinolentus</i>	mixed	NE
<i>Uromastyx acanthinura</i>	NA	NE
<i>Uromastyx aegyptia</i>	NA	NE
<i>Uromastyx ornata</i>	NA	NE
<i>Amphisbaena kingii</i>	NA	NE
<i>Anguis fragilis</i>	NA	LC
<i>Barisia herrerae</i>	NA	EN
<i>Barisia imbricata</i>	Active Foraging	LC
<i>Elgaria coerulea</i>	Sit and Wait	LC
<i>Elgaria multicarinata</i>	Sit and Wait	LC
<i>Gerrhonotus infernalis</i>	Active Foraging	LC
<i>Mesaspis gadovii</i>	NA	LC
<i>Mesaspis juarezi</i>	Active Foraging	EN
<i>Mesaspis monticola</i>	Sit and Wait	LC
<i>Ophiodes striatus</i>	NA	NE
<i>Ophisaurus attenuatus</i>	NA	LC
<i>Ophisaurus compressus</i>	NA	LC

<i>Ophisaurus gracilis</i>	NA	NE
<i>Ophisaurus ventralis</i>	NA	LC
<i>Pseudopus apodus</i>	NA	NE
<i>Anniella pulchra</i>	NA	LC
<i>Bipes biporus</i>	NA	LC
<i>Bipes canaliculatus</i>	NA	LC
<i>Bipes tridactylus</i>	NA	LC
<i>Blanus mettetali</i>	NA	LC
<i>Bradypodion pumilum</i>	mixed	NE
<i>Bradypodion ventrale</i>	NA	LC
<i>Chamaeleo calyptratus</i>	NA	NE
<i>Chamaeleo chamaeleon</i>	Sit and Wait	NE
<i>Chamaeleo dilepis</i>	Sit and Wait	NE
<i>Chamaeleo namaquensis</i>	Active Foraging	NE
<i>Furcifer labordi</i>	NA	VU
<i>Rhampholeon marshalli</i>	NA	VU
<i>Trioceros ellioti</i>	NA	NE
<i>Trioceros hoehnelii</i>	NA	NE
<i>Trioceros jacksonii</i>	NA	NE
<i>Trioceros quadricornis</i>	NA	NE
<i>Cordylus capensis</i>	NA	NE
<i>Cordylus giganteus</i>	Sit and Wait	VU
<i>Cordylus melanotus</i>	Sit and Wait	NE
<i>Basiliscus basiliscus</i>	Sit and Wait	NE
<i>Basiliscus vittatus</i>	Sit and Wait	NE
<i>Crotaphytus collaris</i>	Sit and Wait	LC
<i>Crotaphytus grismeri</i>	NA	LC
<i>Crotaphytus reticulatus</i>	mixed	VU
<i>Gambelia sila</i>	mixed	EN
<i>Gambelia wislizenii</i>	Sit and Wait	LC
<i>Aeluroscalabotes felinus</i>	Sit and Wait	NE
<i>Alsophylax laevis</i>	NA	NE
<i>Alsophylax loricatus</i>	NA	NE
<i>Alsophylax pipiens</i>	NA	LC
<i>Alsophylax szczyrbaki</i>	NA	NE
<i>Aristelliger georgeensis</i>	NA	NE
<i>Aristelliger praesignis</i>	NA	NE
<i>Chondrodactylus angulifer</i>	mixed	LC
<i>Christinus marmoratus</i>	NA	NE
<i>Cnemaspis kandiana</i>	NA	LC
<i>Coleonyx brevis</i>	Active Foraging	LC
<i>Coleonyx elegans</i>	NA	NE
<i>Coleonyx reticulatus</i>	NA	LC
<i>Coleonyx variegatus</i>	mixed	LC
<i>Crenadactylus ocellatus</i>	NA	NE
<i>Crossobamon eversmanni</i>	NA	NE
<i>Cyrtodactylus peguensis</i>	NA	NE
<i>Cyrtopodion caspium</i>	NA	NE
<i>Cyrtopodion fedtschenkoi</i>	NA	NE
<i>Diplodactylus tessellatus</i>	Sit and Wait	NE
<i>Eublepharis macularius</i>	Sit and Wait	NE
<i>Eublepharis turcmenicus</i>	NA	LC
<i>Geckonia chazaliae</i>	Active Foraging	NE
<i>Gehyra variegata</i>	Sit and Wait	NE
<i>Gekko gekko</i>	Active Foraging	NE
<i>Gekko hokouensis</i>	NA	LC
<i>Gonatodes albogularis</i>	NA	NE
<i>Goniurosaurus araneus</i>	Active Foraging	NE
<i>Gymnodactylus geckoides</i>	mixed	NE

<i>Hemidactylus bowringii</i>	NA	NE
<i>Hemidactylus brookii</i>	Sit and Wait	NE
<i>Hemidactylus flaviviridis</i>	Active Foraging	NE
<i>Hemidactylus frenatus</i>	NA	LC
<i>Hemidactylus mabouia</i>	mixed	NE
<i>Hemidactylus maculatus</i>	NA	NE
<i>Hemidactylus turcicus</i>	mixed	LC
<i>Heteronotia binoei</i>	mixed	NE
<i>Homonota darwinii</i>	NA	NE
<i>Homonota fasciata</i>	NA	LC
<i>Hoplodactylus maculatus</i>	NA	NE
<i>Lepidodactylus lugubris</i>	Sit and Wait	NE
<i>Lucasium damaeum</i>	Active Foraging	NE
<i>Lygodactylus klugei</i>	Sit and Wait	NE
<i>Mediodactylus kotschy</i>	NA	LC
<i>Mediodactylus russowii</i>	NA	LC
<i>Naultinus gemmeus</i>	NA	NT
<i>Naultinus manukanus</i>	NA	NE
<i>Oedura castelnaui</i>	NA	NE
<i>Oedura lesueurii</i>	NA	NE
<i>Oedura monilis</i>	NA	NE
<i>Oedura reticulata</i>	Sit and Wait	NE
<i>Oedura tryoni</i>	Sit and Wait	NE
<i>Phelsuma dubia</i>	NA	NE
<i>Phyllodactylus lanei</i>	NA	LC
<i>Phyllopezus pollicaris</i>	Sit and Wait	NE
<i>Phyllurus platurus</i>	NA	NE
<i>Pristurus rupestris</i>	Sit and Wait	LC
<i>Ptenopus garrulus</i>	mixed	NE
<i>Ptyodactylus guttatus</i>	Sit and Wait	NE
<i>Ptyodactylus oudrii</i>	NA	LC
<i>Ptyodactylus ragazzii</i>	Sit and Wait	NE
<i>Quedenfeldtia trachyblepharus</i>	Sit and Wait	NT
<i>Rhacodactylus auriculatus</i>	NA	LC
<i>Saltuarius cornutus</i>	Sit and Wait	LC
<i>Sphaerodactylus cinereus</i>	NA	NE
<i>Sphaerodactylus elegans</i>	NA	NE
<i>Sphaerodactylus pimienta</i>	NA	EN
<i>Sphaerodactylus roosevelti</i>	NA	NE
<i>Sphaerodactylus savagei</i>	NA	LC
<i>Stenodactylus doriae</i>	mixed	NE
<i>Strophurus ciliaris</i>	Sit and Wait	LC
<i>Strophurus elderi</i>	Sit and Wait	NE
<i>Strophurus intermedius</i>	NA	NE
<i>Tarentola angustimentalis</i>	Sit and Wait	LC
<i>Tarentola annularis</i>	mixed	NE
<i>Tarentola boettgeri</i>	Sit and Wait	LC
<i>Tarentola deserti</i>	Active Foraging	LC
<i>Tarentola mauritanica</i>	mixed	LC
<i>Teratoscincus scincus</i>	mixed	NE
<i>Gerrhosaurus skoogi</i>	NA	LC
<i>Cercosaura schreibersii</i>	Active Foraging	LC
<i>Gymnophthalmus speciosus</i>	NA	NE
<i>Leposoma rugiceps</i>	NA	LC
<i>Potamites ecleopus</i>	Active Foraging	NE
<i>Heloderma horridum</i>	Active Foraging	LC
<i>Heloderma suspectum</i>	Active Foraging	NT
<i>Amblyrhynchus cristatus</i>	NA	VU
<i>Brachylophus fasciatus</i>	NA	EN

<i>Conolophus pallidus</i>	NA	VU
<i>Conolophus subcristatus</i>	NA	VU
<i>Ctenosaura pectinata</i>	NA	NE
<i>Ctenosaura similis</i>	Sit and Wait	LC
<i>Cyclura carinata</i>	NA	CR
<i>Cyclura cornuta</i>	NA	VU
<i>Cyclura cychlura</i>	NA	VU
<i>Cyclura nubila</i>	NA	VU
<i>Cyclura pinguis</i>	NA	CR
<i>Dipsosaurus dorsalis</i>	Sit and Wait	LC
<i>Iguana iguana</i>	NA	NE
<i>Sauromalus ater</i>	NA	LC
<i>Sauromalus hispidus</i>	NA	NT
<i>Sauromalus obesus</i>	Sit and Wait	NE
<i>Sauromalus varius</i>	NA	NE
<i>Acanthodactylus erythrurus</i>	NA	LC
<i>Acanthodactylus pardalis</i>	Sit and Wait	VU
<i>Acanthodactylus scutellatus</i>	mixed	NE
<i>Acanthodactylus spinicauda</i>	NA	CR
<i>Algyroides marchi</i>	NA	EN
<i>Algyroides moreoticus</i>	NA	NT
<i>Algyroides nigropunctatus</i>	NA	LC
<i>Atlantolacerta andreanskyi</i>	Active Foraging	NT
<i>Dalmatolacerta oxycephala</i>	NA	LC
<i>Darevskia chlorogaster</i>	NA	LC
<i>Darevskia derjugini</i>	NA	NT
<i>Darevskia parvula</i>	NA	LC
<i>Darevskia portschinskii</i>	NA	LC
<i>Darevskia praticola</i>	NA	NT
<i>Darevskia raddei</i>	NA	LC
<i>Darevskia rostombekovi</i>	NA	EN
<i>Darevskia rudis</i>	NA	LC
<i>Darevskia saxicola</i>	NA	LC
<i>Darevskia unisexualis</i>	NA	NT
<i>Darevskia valentini</i>	NA	LC
<i>Dinarolacerta mosorensis</i>	NA	VU
<i>Eremias arguta</i>	Active Foraging	NE
<i>Eremias grammica</i>	NA	NE
<i>Eremias intermedia</i>	NA	NE
<i>Eremias lineolata</i>	NA	NE
<i>Eremias nigrocellata</i>	NA	NE
<i>Eremias nikolskii</i>	NA	NE
<i>Eremias persica</i>	Active Foraging	NE
<i>Eremias pleskei</i>	NA	CR
<i>Eremias regeli</i>	NA	NE
<i>Eremias strauchi</i>	NA	LC
<i>Eremias velox</i>	NA	NE
<i>Gallotia atlantica</i>	Sit and Wait	LC
<i>Gallotia bravoana</i>	NA	NE
<i>Gallotia caesaris</i>	Active Foraging	LC
<i>Gallotia galloti</i>	NA	LC
<i>Gallotia simonyi</i>	NA	CR
<i>Gallotia stehlini</i>	NA	LC
<i>Heliobolus lugubris</i>	Active Foraging	NE
<i>Hellenolacerta graeca</i>	NA	NT
<i>Iberolacerta aranica</i>	NA	EN
<i>Iberolacerta aurelioi</i>	NA	EN
<i>Iberolacerta bonnali</i>	NA	NT
<i>Iberolacerta cyreni</i>	Active Foraging	EN

<i>Iberolacerta horvathi</i>	Active Foraging	NT
<i>Iberolacerta monticola</i>	Active Foraging	VU
<i>Ichnotropis squamulosa</i>	mixed	NE
<i>Lacerta agilis</i>	NA	LC
<i>Lacerta schreiberi</i>	NA	NT
<i>Lacerta strigata</i>	NA	LC
<i>Lacerta trilineata</i>	NA	LC
<i>Lacerta viridis</i>	Sit and Wait	LC
<i>Meroles anchietae</i>	mixed	NE
<i>Meroles cuneirostris</i>	Active Foraging	NE
<i>Meroles suborbitalis</i>	Sit and Wait	NE
<i>Mesalina guttulata</i>	Sit and Wait	NE
<i>Mesalina olivieri</i>	Active Foraging	NE
<i>Mesalina pasteuri</i>	NA	NE
<i>Mesalina rubropunctata</i>	NA	NE
<i>Nucras lalandii</i>	Active Foraging	NE
<i>Nucras taeniolata</i>	Active Foraging	NE
<i>Nucras tessellata</i>	Active Foraging	NE
<i>Ophisops elegans</i>	Active Foraging	NE
<i>Parvilacerta parva</i>	NA	LC
<i>Pedioplanis burchelli</i>	Sit and Wait	NE
<i>Pedioplanis namaquensis</i>	Active Foraging	NE
<i>Phoenicolacerta laevis</i>	NA	LC
<i>Phoenicolacerta troodica</i>	NA	LC
<i>Podarcis bocagei</i>	NA	LC
<i>Podarcis carbonelli</i>	Active Foraging	EN
<i>Podarcis erhardii</i>	NA	LC
<i>Podarcis filfolensis</i>	NA	LC
<i>Podarcis gaigeae</i>	Active Foraging	VU
<i>Podarcis hispanicus</i>	Active Foraging	LC
<i>Podarcis lilfordi</i>	Active Foraging	EN
<i>Podarcis liolepis</i>	NA	NE
<i>Podarcis melisellensis</i>	Active Foraging	LC
<i>Podarcis milensis</i>	NA	VU
<i>Podarcis muralis</i>	NA	LC
<i>Podarcis peloponnesiacus</i>	NA	LC
<i>Podarcis pityusensis</i>	NA	NT
<i>Podarcis siculus</i>	NA	LC
<i>Podarcis tauricus</i>	Active Foraging	LC
<i>Podarcis waglerianus</i>	NA	LC
<i>Psammodromus algirus</i>	NA	LC
<i>Psammodromus blanci</i>	Active Foraging	NT
<i>Psammodromus hispanicus</i>	NA	LC
<i>Scelarcis perspicillata</i>	NA	LC
<i>Takydromus amurensis</i>	NA	NE
<i>Takydromus septentrionalis</i>	NA	NE
<i>Takydromus sexlineatus</i>	NA	LC
<i>Takydromus tachydromoides</i>	NA	NE
<i>Takydromus wolteri</i>	NA	NE
<i>Teira dugesii</i>	Active Foraging	LC
<i>Timon lepidus</i>	NA	NT
<i>Timon pater</i>	NA	LC
<i>Zootoca vivipara</i>	Sit and Wait	LC
<i>Liolaemus andinus</i>	Sit and Wait	NE
<i>Liolaemus bibronii</i>	NA	NE
<i>Liolaemus boulengeri</i>	NA	NE
<i>Liolaemus elongatus</i>	NA	NE
<i>Liolaemus huacahuasicus</i>	NA	VU
<i>Liolaemus koslowskyi</i>	NA	NE

<i>Liolaemus lineomaculatus</i>	NA	NE
<i>Liolaemus lutzae</i>	NA	VU
<i>Liolaemus pictus</i>	NA	NE
<i>Liolaemus scolaroi</i>	NA	NE
<i>Liolaemus signifer</i>	NA	LC
<i>Liolaemus wiegmannii</i>	NA	NE
<i>Phymaturus patagonicus</i>	NA	NE
<i>Phymaturus punae</i>	NA	NE
<i>Phymaturus zapalensis</i>	NA	NE
<i>Callisaurus draconoides</i>	Sit and Wait	LC
<i>Cophosaurus texanus</i>	Sit and Wait	LC
<i>Holbrookia lacerata</i>	NA	NT
<i>Holbrookia maculata</i>	Sit and Wait	LC
<i>Holbrookia propinqua</i>	Sit and Wait	LC
<i>Phrynosoma blainvillii</i>	Active Foraging	NE
<i>Phrynosoma cornutum</i>	Sit and Wait	LC
<i>Phrynosoma coronatum</i>	mixed	LC
<i>Phrynosoma ditmarsii</i>	NA	NE
<i>Phrynosoma douglassii</i>	Sit and Wait	LC
<i>Phrynosoma hernandesi</i>	Sit and Wait	LC
<i>Phrynosoma mcallii</i>	Sit and Wait	NT
<i>Phrynosoma modestum</i>	Sit and Wait	LC
<i>Phrynosoma platyrhinos</i>	Sit and Wait	LC
<i>Phrynosoma solare</i>	Sit and Wait	LC
<i>Sceloporus aeneus</i>	NA	LC
<i>Sceloporus arenicolus</i>	NA	VU
<i>Sceloporus clarkii</i>	Sit and Wait	LC
<i>Sceloporus consobrinus</i>	Sit and Wait	NE
<i>Sceloporus cozumelae</i>	Sit and Wait	LC
<i>Sceloporus cyanogenys</i>	Sit and Wait	NE
<i>Sceloporus formosus</i>	NA	LC
<i>Sceloporus gadoviae</i>	NA	LC
<i>Sceloporus graciosus</i>	Sit and Wait	LC
<i>Sceloporus grammicus</i>	NA	LC
<i>Sceloporus horridus</i>	NA	LC
<i>Sceloporus jarrovii</i>	Sit and Wait	LC
<i>Sceloporus magister</i>	Sit and Wait	LC
<i>Sceloporus malachiticus</i>	Sit and Wait	NE
<i>Sceloporus merriami</i>	Sit and Wait	LC
<i>Sceloporus mucronatus</i>	NA	LC
<i>Sceloporus occidentalis</i>	Sit and Wait	LC
<i>Sceloporus olivaceus</i>	mixed	LC
<i>Sceloporus omiltemanus</i>	NA	NE
<i>Sceloporus orcutti</i>	Sit and Wait	LC
<i>Sceloporus poinsettii</i>	Sit and Wait	LC
<i>Sceloporus scalaris</i>	Sit and Wait	LC
<i>Sceloporus serrifer</i>	Sit and Wait	LC
<i>Sceloporus slevini</i>	NA	LC
<i>Sceloporus torquatus</i>	NA	LC
<i>Sceloporus undulatus</i>	Sit and Wait	LC
<i>Sceloporus utiformis</i>	NA	LC
<i>Sceloporus variabilis</i>	Sit and Wait	NE
<i>Sceloporus virgatus</i>	Sit and Wait	LC
<i>Sceloporus woodi</i>	NA	NT
<i>Uma exsul</i>	Active Foraging	EN
<i>Uma notata</i>	Sit and Wait	NT
<i>Urosaurus bicarinatus</i>	NA	LC
<i>Urosaurus graciosus</i>	Sit and Wait	LC
<i>Urosaurus ornatus</i>	Sit and Wait	LC

<i>Uta stansburiana</i>	Sit and Wait	LC
<i>Anolis acutus</i>	Sit and Wait	NE
<i>Anolis argenteolus</i>	NA	NE
<i>Anolis bahorucoensis</i>	NA	NE
<i>Anolis carolinensis</i>	Sit and Wait	LC
<i>Anolis cupreus</i>	Sit and Wait	NE
<i>Anolis intermedius</i>	NA	NE
<i>Anolis limifrons</i>	Sit and Wait	NE
<i>Anolis lineatopus</i>	NA	NE
<i>Anolis lionotus</i>	Sit and Wait	LC
<i>Anolis lucius</i>	NA	NE
<i>Anolis nebulosus</i>	mixed	LC
<i>Anolis opalinus</i>	NA	NE
<i>Anolis polylepis</i>	Sit and Wait	NE
<i>Anolis roquet</i>	NA	NE
<i>Anolis sabanus</i>	NA	NE
<i>Anolis sagrei</i>	Sit and Wait	NE
<i>Anolis tropidolepis</i>	Sit and Wait	NE
<i>Anolis valencienni</i>	Active Foraging	NE
<i>Polychrus acutirostris</i>	Sit and Wait	NE
<i>Aprasia pulchella</i>	NA	NE
<i>Aprasia repens</i>	NA	NE
<i>Lialis burtonis</i>	Sit and Wait	NE
<i>Ablepharus kitaibelii</i>	NA	LC
<i>Acontias kgalagadi</i>	NA	LC
<i>Afroablepharus wahlbergi</i>	Active Foraging	NE
<i>Asymblepharus sikimmensis</i>	Active Foraging	NE
<i>Bassiana duperreyi</i>	NA	NE
<i>Carlia longipes</i>	Active Foraging	NE
<i>Carlia rhomboidalis</i>	Active Foraging	NE
<i>Carlia rostralis</i>	Active Foraging	NE
<i>Carlia rubrigularis</i>	Active Foraging	LC
<i>Carlia tetradactyla</i>	NA	LC
<i>Chalcides bedriagai</i>	NA	NT
<i>Chalcides chalcides</i>	NA	LC
<i>Chalcides ocellatus</i>	Active Foraging	LC
<i>Chalcides sepsoides</i>	NA	LC
<i>Chalcides viridanus</i>	NA	LC
<i>Ctenotus brooksi</i>	Active Foraging	NE
<i>Ctenotus pantherinus</i>	Active Foraging	NE
<i>Ctenotus taeniolatus</i>	Active Foraging	NE
<i>Cyclodomorphus celatus</i>	NA	LC
<i>Cyclodomorphus melanops</i>	NA	NE
<i>Dasia olivacea</i>	Active Foraging	LC
<i>Egernia cunninghami</i>	NA	NE
<i>Egernia kingii</i>	NA	LC
<i>Egernia stokesii</i>	NA	NE
<i>Egernia striolata</i>	Sit and Wait	NE
<i>Emoia atrocostata</i>	Active Foraging	NE
<i>Emoia cyanura</i>	Active Foraging	NE
<i>Emoia nigra</i>	Active Foraging	NE
<i>Eremiascincus richardsonii</i>	Active Foraging	NE
<i>Eulamprus brachyosoma</i>	Active Foraging	NE
<i>Eulamprus quoyii</i>	Active Foraging	NE
<i>Eulamprus tympanum</i>	NA	NE
<i>Eumeces schneideri</i>	Active Foraging	NE
<i>Eutropis carinata</i>	Active Foraging	LC
<i>Eutropis longicaudata</i>	Active Foraging	NE
<i>Eutropis multifasciata</i>	NA	NE

<i>Hemiergis peronii</i>	NA	NE
<i>Lamprolepis smaragdina</i>	NA	NE
<i>Lampropholis delicata</i>	Sit and Wait	NE
<i>Lampropholis guichenoti</i>	Active Foraging	NE
<i>Lerista borealis</i>	NA	NE
<i>Lerista bougainvillii</i>	NA	NE
<i>Lerista punctatovittata</i>	Active Foraging	NE
<i>Lerista xanthura</i>	Active Foraging	NE
<i>Liopholis inornata</i>	mixed	LC
<i>Liopholis kintorei</i>	NA	VU
<i>Liopholis modesta</i>	NA	NE
<i>Liopholis striata</i>	Active Foraging	LC
<i>Liopholis whitii</i>	NA	LC
<i>Lissolepis coventryi</i>	NA	NE
<i>Lobulia alpina</i>	NA	NE
<i>Mabuya agilis</i>	NA	NE
<i>Mabuya bistrriata</i>	Active Foraging	LC
<i>Mabuya frenata</i>	mixed	NE
<i>Mabuya heathi</i>	mixed	NE
<i>Mabuya mabouya</i>	Active Foraging	NE
<i>Mabuya nigropunctata</i>	Active Foraging	NE
<i>Mabuya unimarginata</i>	Active Foraging	NE
<i>Menetia greyii</i>	Active Foraging	NE
<i>Morethia boulengeri</i>	Active Foraging	LC
<i>Morethia obscura</i>	NA	NE
<i>Nannoscincus maccoyi</i>	Active Foraging	NE
<i>Niveoscincus coventryi</i>	Active Foraging	NE
<i>Niveoscincus greeni</i>	NA	NE
<i>Niveoscincus metallicus</i>	NA	NE
<i>Niveoscincus microlepidotus</i>	NA	NE
<i>Niveoscincus ocellatus</i>	NA	NE
<i>Oligosoma maccanni</i>	Active Foraging	NE
<i>Oligosoma oliveri</i>	NA	NT
<i>Oligosoma otagense</i>	NA	EN
<i>Oligosoma whitakeri</i>	NA	VU
<i>Panaspis nimbaensis</i>	NA	NE
<i>Plestiodon anthracinus</i>	NA	LC
<i>Plestiodon copei</i>	NA	LC
<i>Plestiodon egregius</i>	NA	LC
<i>Plestiodon fasciatus</i>	Active Foraging	LC
<i>Plestiodon inexpectatus</i>	NA	LC
<i>Plestiodon laticeps</i>	Active Foraging	LC
<i>Plestiodon lynxe</i>	NA	LC
<i>Plestiodon multivirgatus</i>	NA	LC
<i>Plestiodon obsoletus</i>	NA	LC
<i>Plestiodon okadae</i>	NA	NE
<i>Plestiodon reynoldsi</i>	NA	VU
<i>Plestiodon septentrionalis</i>	NA	LC
<i>Plestiodon skiltonianus</i>	NA	LC
<i>Plestiodon tetragrammus</i>	Active Foraging	LC
<i>Scincella lateralis</i>	Active Foraging	LC
<i>Scincus mitranus</i>	Active Foraging	NE
<i>Scincus scincus</i>	Active Foraging	NE
<i>Sphenomorphus fasciatus</i>	NA	LC
<i>Sphenomorphus indicus</i>	NA	NE
<i>Sphenomorphus maculatus</i>	NA	NE
<i>Sphenomorphus taiwanensis</i>	Active Foraging	NE
<i>Tiliqua nigrolutea</i>	NA	NE
<i>Tiliqua occipitalis</i>	Active Foraging	NE

<i>Tiliqua rugosa</i>	Active Foraging	NE
<i>Tiliqua scincoides</i>	NA	NE
<i>Trachylepis affinis</i>	NA	NE
<i>Trachylepis aurata</i>	NA	LC
<i>Trachylepis buettneri</i>	NA	NE
<i>Trachylepis maculilabris</i>	NA	NE
<i>Trachylepis quinquetaeniata</i>	Active Foraging	NE
<i>Trachylepis sparsa</i>	Active Foraging	NE
<i>Trachylepis spilogaster</i>	Active Foraging	NE
<i>Trachylepis striata</i>	mixed	NE
<i>Trachylepis vittata</i>	Sit and Wait	LC
<i>Typhlosaurus garipeensis</i>	NA	NE
<i>Ameiva ameiva</i>	Active Foraging	NE
<i>Ameiva exsul</i>	Active Foraging	NE
<i>Ameiva festiva</i>	Active Foraging	NE
<i>Ameiva fuscata</i>	Active Foraging	NE
<i>Ameiva quadrilineata</i>	Active Foraging	LC
<i>Aspidoscelis burti</i>	Active Foraging	LC
<i>Aspidoscelis cozumelae</i>	NA	LC
<i>Aspidoscelis deppei</i>	Active Foraging	LC
<i>Aspidoscelis dixoni</i>	Active Foraging	NT
<i>Aspidoscelis exsanguis</i>	Active Foraging	LC
<i>Aspidoscelis gularis</i>	Active Foraging	LC
<i>Aspidoscelis guttatus</i>	Active Foraging	LC
<i>Aspidoscelis hyperythrus</i>	Active Foraging	LC
<i>Aspidoscelis inornata</i>	Active Foraging	LC
<i>Aspidoscelis laredoensis</i>	NA	LC
<i>Aspidoscelis lineattissimus</i>	Active Foraging	LC
<i>Aspidoscelis marmoratus</i>	Active Foraging	NE
<i>Aspidoscelis neomexicanus</i>	Active Foraging	LC
<i>Aspidoscelis scalaris</i>	NA	NE
<i>Aspidoscelis sexlineata</i>	Active Foraging	LC
<i>Aspidoscelis sonorae</i>	Active Foraging	LC
<i>Aspidoscelis tessellatus</i>	Active Foraging	LC
<i>Aspidoscelis tigris</i>	Active Foraging	LC
<i>Aspidoscelis uniparens</i>	Active Foraging	LC
<i>Aspidoscelis velox</i>	Active Foraging	LC
<i>Cnemidophorus cryptus</i>	Active Foraging	NE
<i>Cnemidophorus lacertoides</i>	Active Foraging	NE
<i>Cnemidophorus lemniscatus</i>	Active Foraging	NE
<i>Cnemidophorus ocellifer</i>	Active Foraging	NE
<i>Cnemidophorus vacariensis</i>	NA	NE
<i>Kentropyx calcarata</i>	Active Foraging	NE
<i>Kentropyx pelviceps</i>	Active Foraging	NE
<i>Kentropyx striata</i>	Active Foraging	NE
<i>Teius oculatus</i>	Active Foraging	NE
<i>Teius teyou</i>	Active Foraging	NE
<i>Tupinambis teguixin</i>	Active Foraging	NE
<i>Trogonophis wiegmanni</i>	NA	LC
<i>Leiocephalus psammodromus</i>	NA	NE
<i>Plica plica</i>	Sit and Wait	NE
<i>Plica umbra</i>	Sit and Wait	NE
<i>Stenocercus chrysopygus</i>	NA	NE
<i>Stenocercus dumerilii</i>	NA	NE
<i>Tropidurus etheridgei</i>	Sit and Wait	NE
<i>Tropidurus semitaeniatus</i>	Sit and Wait	LC
<i>Tropidurus spinulosus</i>	Sit and Wait	NE
<i>Tropidurus torquatus</i>	Sit and Wait	LC
<i>Uracentron flaviceps</i>	Sit and Wait	NE

<i>Varanus acanthurus</i>	Sit and Wait	NE
<i>Varanus albigularis</i>	Active Foraging	NE
<i>Varanus bengalensis</i>	Active Foraging	LC
<i>Varanus caudolineatus</i>	Active Foraging	NE
<i>Varanus cumingi</i>	NA	LC
<i>Varanus flavescens</i>	Active Foraging	LC
<i>Varanus giganteus</i>	Active Foraging	NE
<i>Varanus gouldii</i>	Active Foraging	NE
<i>Varanus griseus</i>	Active Foraging	NE
<i>Varanus komodoensis</i>	mixed	VU
<i>Varanus mertensi</i>	Active Foraging	NE
<i>Varanus niloticus</i>	Active Foraging	NE
<i>Varanus olivaceus</i>	NA	VU
<i>Varanus rudicollis</i>	Active Foraging	NE
<i>Varanus salvator</i>	Active Foraging	LC
<i>Varanus scalaris</i>	mixed	LC
<i>Varanus spenceri</i>	Active Foraging	NE
<i>Varanus tristis</i>	Active Foraging	NE
<i>Varanus varius</i>	Active Foraging	NE
<i>Xantusia arizonae</i>	NA	LC
<i>Xantusia henshawi</i>	Sit and Wait	LC
<i>Xantusia riversiana</i>	Sit and Wait	LC
<i>Xantusia vigilis</i>	Sit and Wait	LC
<i>Xenosaurus grandis</i>	NA	VU

- SVL is snout vent length (in mm)
- Productivity is the mass (in grams) of offspring produced annually
- Specific productivity is yearly productivity divided by female mass
- insular: whether as species is endemic to islands
- environmental temperature is the median value of mean annual temperatures in grid cells occupied by a species
- NPP is the mean value of annual Net Primary Productivity in grid cells occupied by a species
- threatened (IUCN): species which IUCN lists as either critically endangered, endangered or vulnerable are considered threatened. Least concerned and near threatened ones are considered non-threatened, data deficient and species not assessed are excluded
- SVL calculated as: mean is the geometric mean of the highest and lowest reported average values. Midpoint is the geometric mean of maximum and minimum female SVL, "species" means that data were recorded for unsexed specimens
- If hatchling SVL data were unavailable but hatchling mass data were we used the latter
- When hatchling SVL is listed as "nodata" actual mass measurements were used rather than estimates derived from SVL
- Clutch size is calculated as: mean is the geometric mean of the highest and lowest reported average values. Midpoint is the geometric mean of maximum and minimum clutch sizes
- brood frequency is calculated as the geometric mean of the highest and lowest reported values
- mass allometry of: which allometric equations (all OLS from Meiri, 2010) were used to convert SVL to mass
- Intercept and Slope are the intercept and slope of these allometries
- NA: non-applicable (no data)

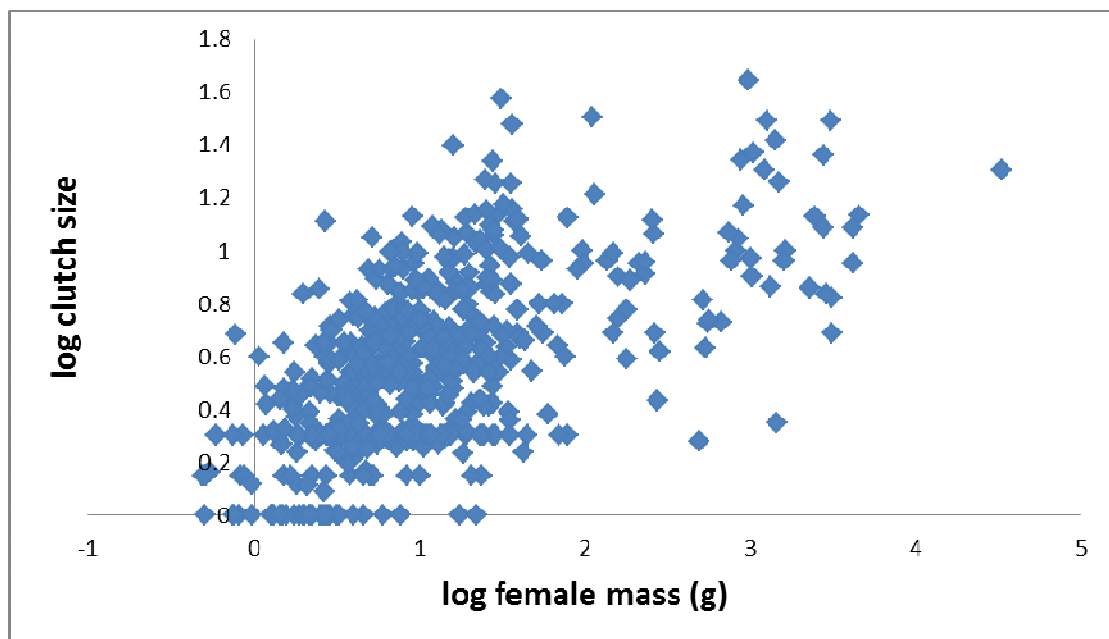
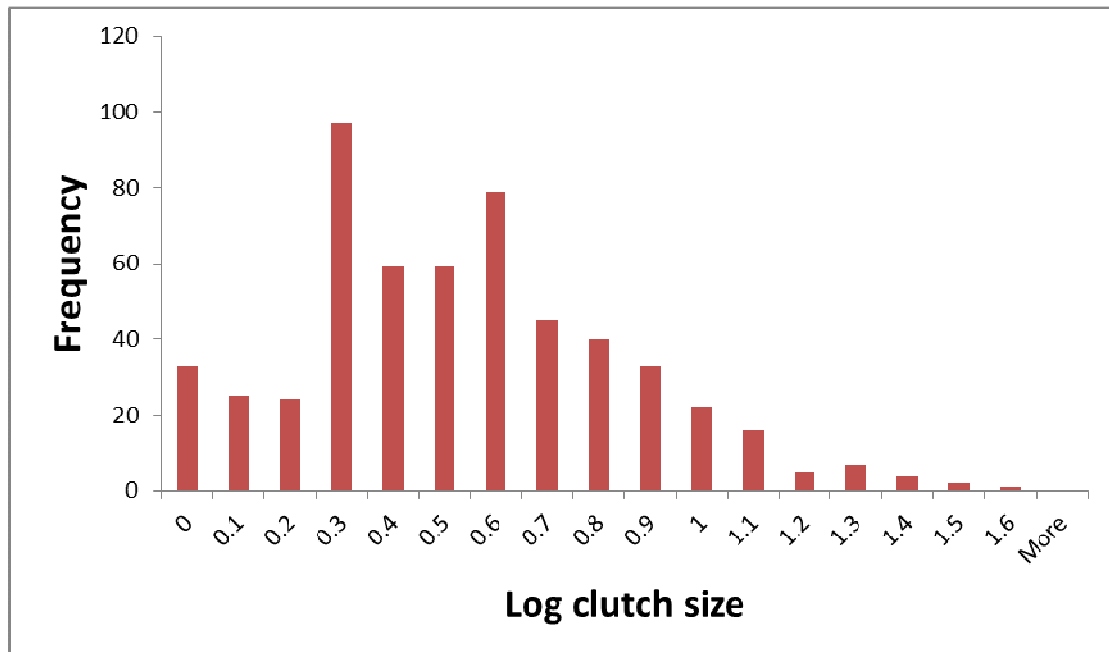
Appendix S3 effects of Family on reproductive allometry

A. allometric components

We compare models with and without family as a factor. For all variables analyzed “model” includes (log 10 of) mass as a single predictor, “model1” includes family (e.g., Lacertidae, Scincidae) as an additional predictor, but without mass:family interaction (mass+Family), and “model2” includes mass, family and their interaction (mass*Family, i.e. the slope of the relationship with mass can vary between different families). All response variable data are log transformed.

Models are compared with both an ANOVA test and using AIC scores.

Log clutch size allometry



```

model<-lm(log10(clutch)~size)
model1<-lm(log10(clutch)~size+Family)
model2<-lm(log10(clutch)~size*Family)

```

```
anova(model,model1,model2)
```

	Residual			Sum of		
	Df	RSS	Df	squares	F	p
1	549	36.782				
2	501	18.376	26	18.4062	22.365	<0.0001
3	481	15.922	20	2.4542	3.8765	<0.0001

```
AIC(model,model1,model2)
```

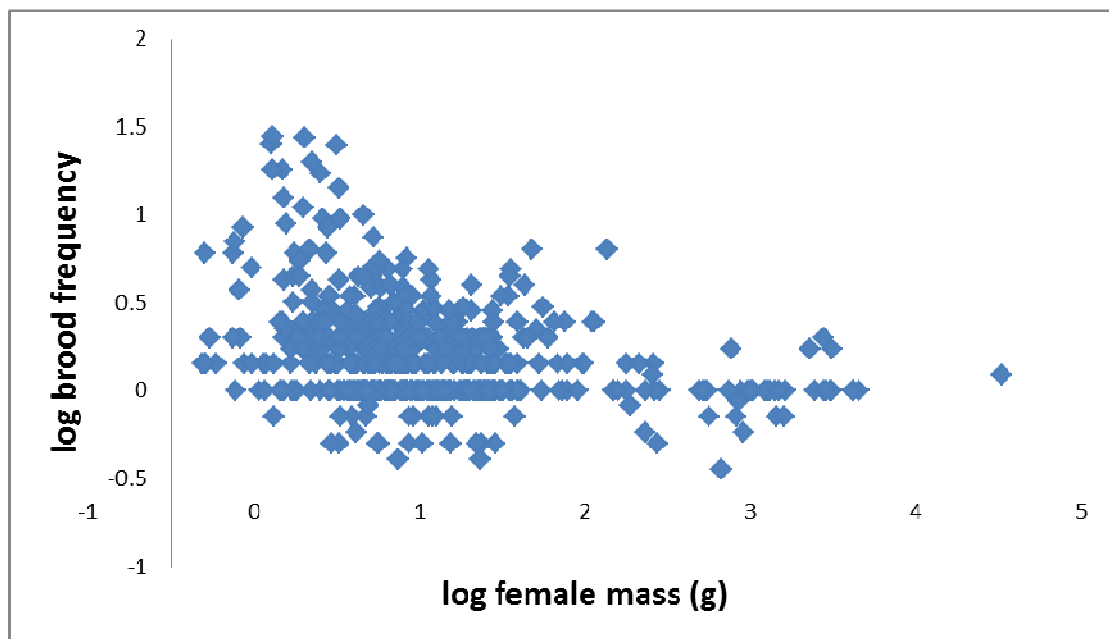
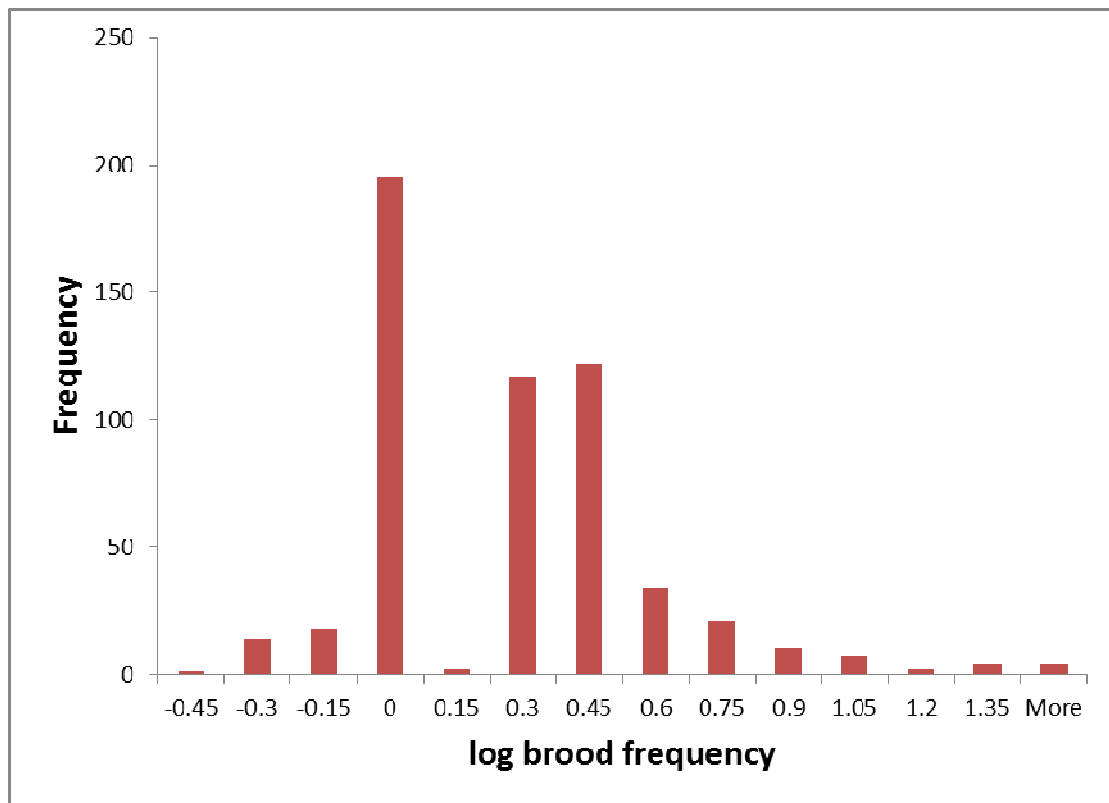
	df	AIC
model	3	78.27
model1	29	-252.1
model2	49	-291.1

```

model : R-squared: 0.362
model 1: Multiple R-squared: 0.681
model 2: Multiple R-squared: 0.724

```

Log brood frequency allometry



```

model<-lm(log10(brood_frequency)~size)
model1<-lm(log10(brood_frequency)~size+Family)
model2<-lm(log10(brood_frequency)~size*Family)

anova(model,model1,model2)

```

Analysis of Variance Table

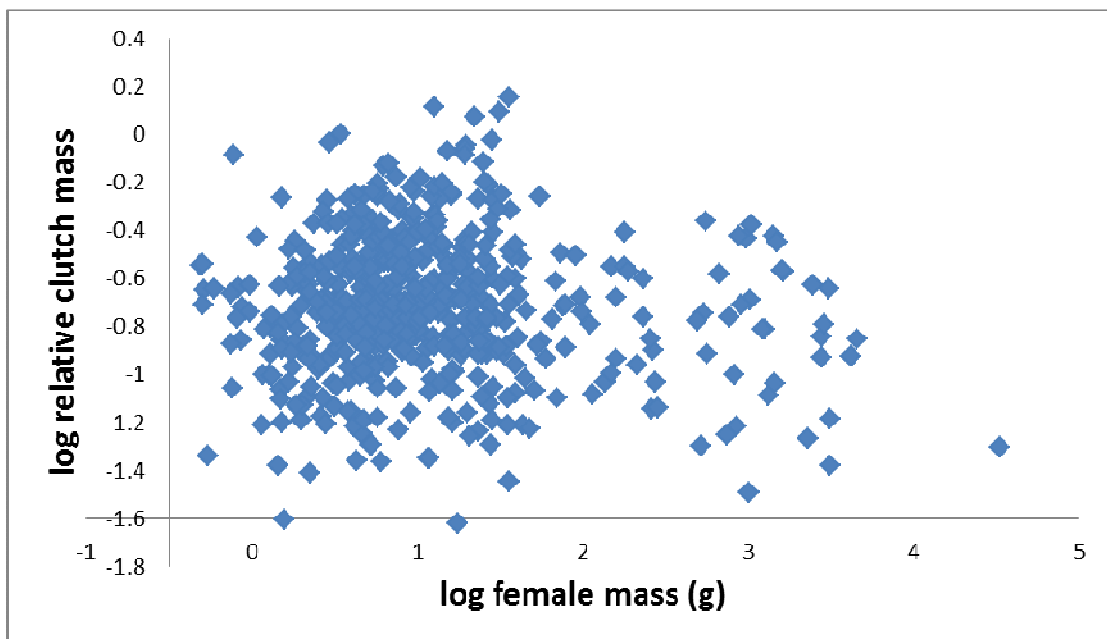
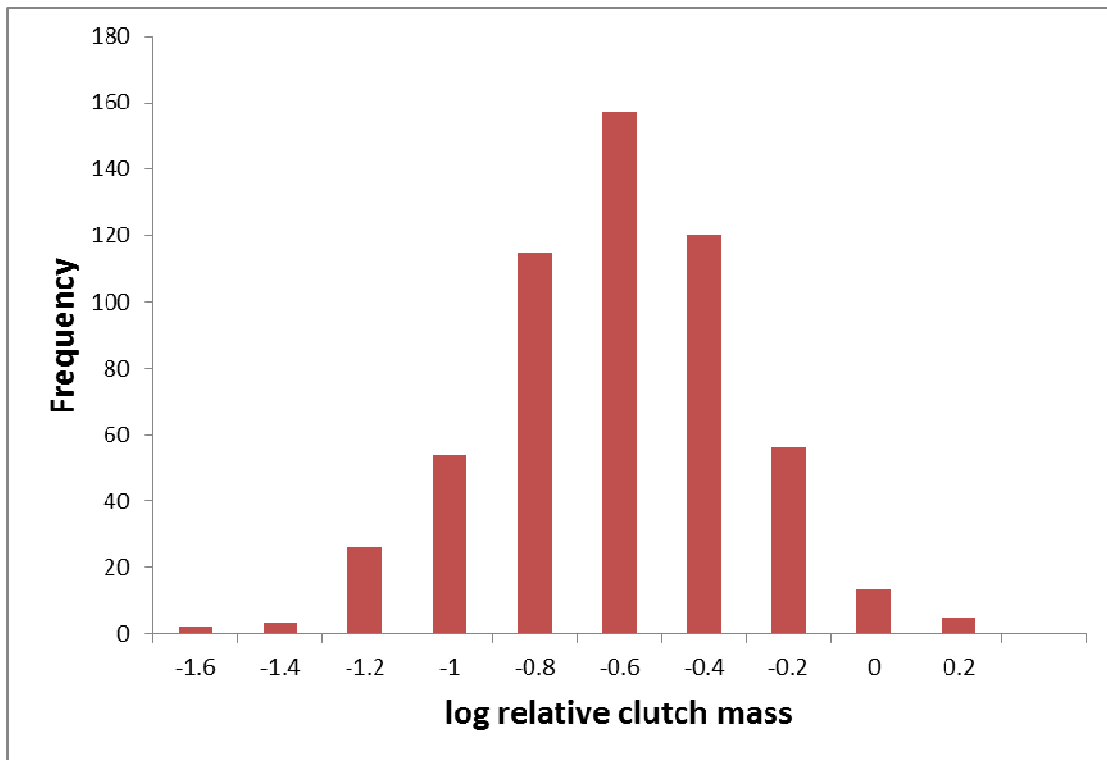
	Residual Df	RSS	Df	Sum of squares	F	p
1	549	39.868				
2	523	21.331	26	18.5362	18.559	<0.0001
3	503	19.323	20	2.0088	2.6146	0.0002

AIC(model,model1,model2)

	df	AIC
model	3	122.65
model1	29	-169.9
model2	49	-184.4

model : R-squared: 0.109
 model 1: Multiple R-squared: 0.523
 model 2: Multiple R-squared: 0.568

Relative clutch mass



```

model<-lm(log10(rcm)~size)
model1<-lm(log10(rcm)~size+Family)
model2<-lm(log10(rcm)~size*Family)

```

```
anova(model,model1,model2)
```

Analysis of Variance Table

	Residual Df	RSS	Df	Sum of squares	F	p
1	549	47.512				
2	523	26.002	26	21.5098	17.073	<0.0001
3	503	24.373	20	1.6288	1.6807	0.033

```
AIC(model,model1,model2)
```

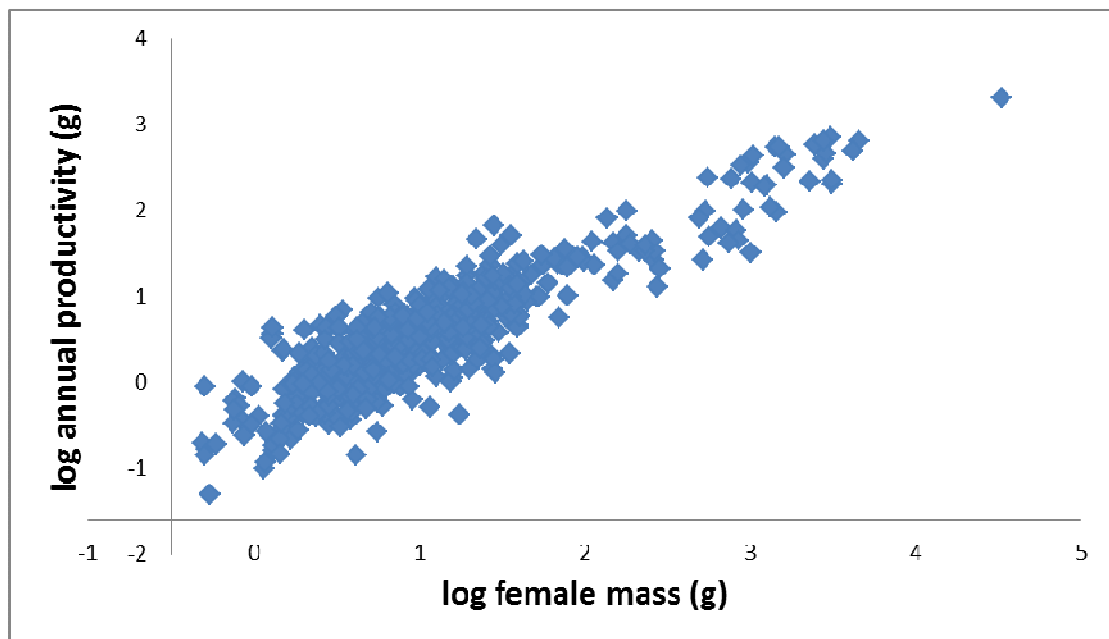
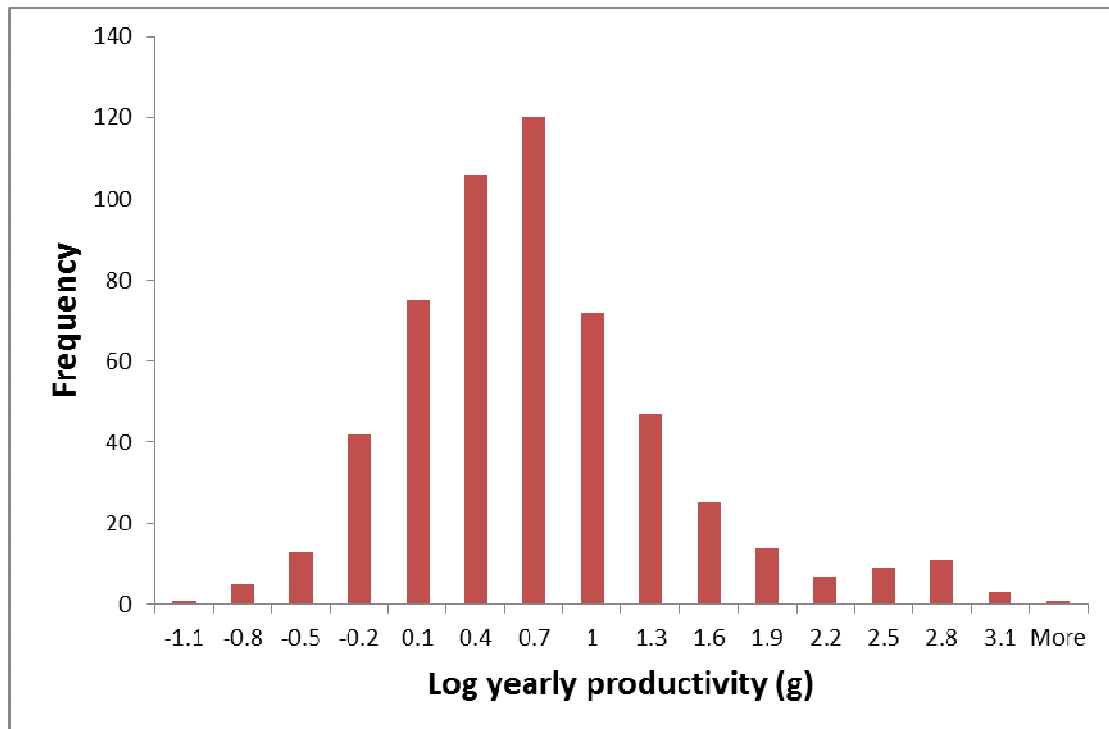
	df	AIC
model	3	219.31
model1	29	-60.84
model2	49	-56.48

```

model : R-squared: 0.006
model 1: Multiple R-squared: 0.456
model 2: Multiple R-squared: 0.490

```


Log annual productivity



```

model<-lm(productivity~size)
model1<-lm(productivity~size+Family)
model2<-lm(productivity~size*Family)

```

```
anova(model,model1,model2)
```

Analysis of Variance Table

	Residual Df	RSS	Df	Sum of squares	F	p
1	549	56.24				
2	523	38.249	26	17.9913	9.6265	<0.0001
3	503	36.157	20	2.0921	1.4552	0.0919

```
AIC(model,model1,model2)
```

	df	AIC
model	3	312.231
model1	29	151.8116
model2	49	160.8178

```

model : R-squared: R-squared: 0.798
model 1: Multiple R-squared: 0.863
model 2: Multiple R-squared 0.870

```

B.

Family-specific intercepts (and standard errors) in the allometry of specific productivity vs. female mass. The model assumes a constant slope across all families, n = number of species sampled.

	intercept	se	n
Agamidae	-0.269	0.053	42
Amphisbaenidae	0.712	0.279	1
Anguidae	-0.080	0.078	15
Anniellidae	-0.819	0.279	1
Bipedidae	-0.632	0.162	3
Blanidae	-0.868	0.279	1
Chamaeleonidae	0.107	0.087	12
Cordylidae	-0.669	0.167	3
Corytophanidae	-0.060	0.203	2
Crotaphytidae	-0.100	0.130	5
Gekkonidae	-0.373	0.035	79
Gerrhosauridae	-0.484	0.283	1
Gymnophthalmidae	-0.825	0.025	4
Helodermatidae	0.094	0.210	2
Iguanidae	-0.039	0.100	17
Lacertidae	-0.248	0.034	97
Liolaemidae	-0.394	0.076	15
Phrynosomatidae	0.025	0.047	51
Polychrotidae	-0.020	0.065	19
Pygopodidae	-0.102	0.163	3
Scincidae	-0.458	0.036	107
Teiidae	-0.258	0.055	36
Trogonophiidae	-0.235	0.279	1
Tropiduridae	-0.308	0.094	10
Varanidae	-0.219	0.098	19
Xantusiidae	-0.698	0.140	4
Xenosauridae	-0.689	0.281	1

Overall slope = -0.215; se = 0.025